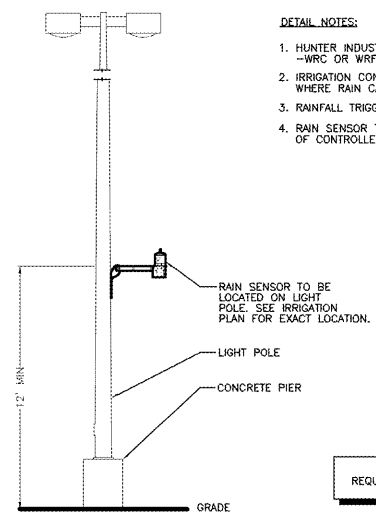


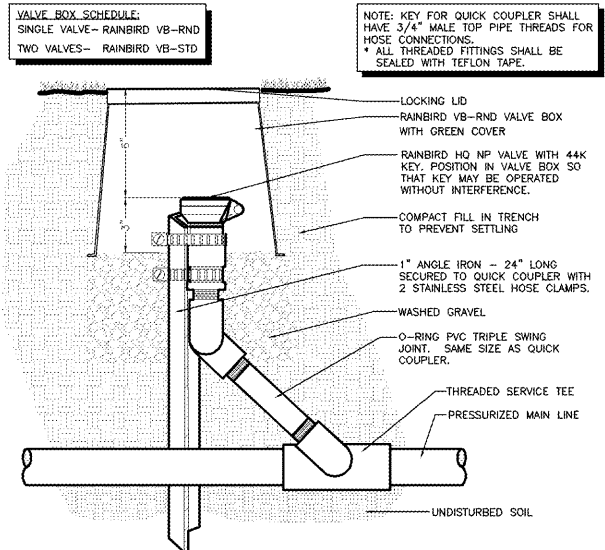
VALVE SCHEDULE:
 SMALLER THAN 3": FULL PORT BRASS BALL VALVE WITH 600 WOG RATING.
 3" OR LARGER: CAST IRON AND BRONZE MECHANICAL JOINT VALVE.

MANUAL ISOLATION VALVE NTS



- DETAIL NOTES:**
- HUNTER INDUSTRIES WIRELESS RAIN-CLIK -WRC OR WRFC WIRELESS RAIN/FREEZE-CLIK.
 - IRRIGATION CONTRACTOR TO INSTALL DEVICE WHERE RAIN CAN FALL INTO CUP.
 - RAINFALL TRIGGER TO BE SET TO 1/2".
 - RAIN SENSOR TO BE LOCATED WITHIN 150' OF CONTROLLER.

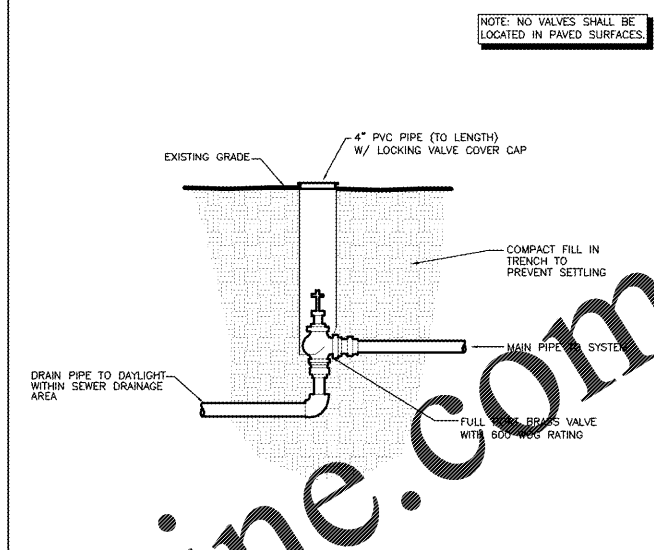
AUTOMATIC RAIN SHUT-OFF DEVICE NTS



VALVE BOX SCHEDULE:
 SINGLE VALVE- RAINBIRD VB-RND
 TWO VALVES- RAINBIRD VB-STD

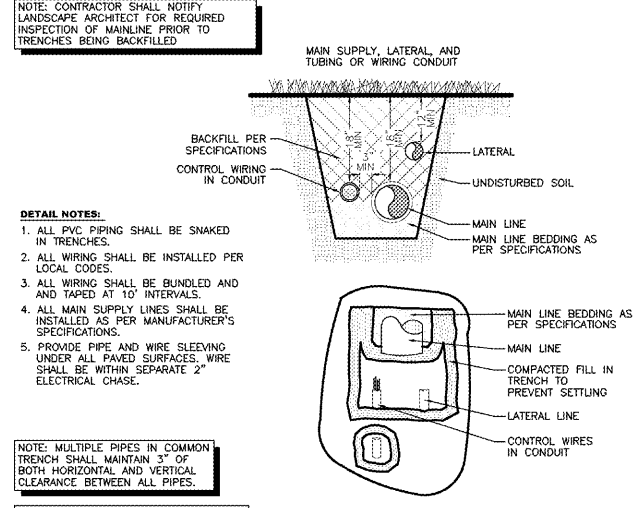
NOTE: KEY FOR QUICK COUPLER SHALL HAVE 3/4\"/>

QUICK COUPLER VALVE NTS



NOTE: NO VALVES SHALL BE LOCATED IN PAVED SURFACES.

MANUAL DRAIN VALVE NTS

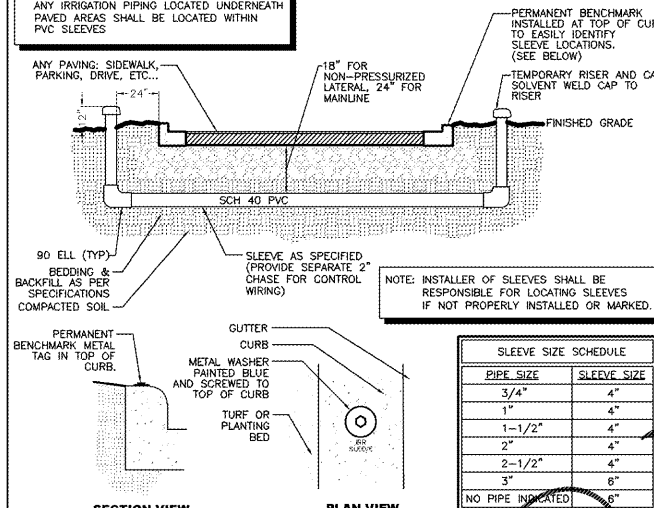


- DETAIL NOTES:**
- ALL PVC PIPING SHALL BE SNAKED IN TRENCHES.
 - ALL WIRING SHALL BE INSTALLED PER LOCAL CODES.
 - ALL WIRING SHALL BE BUNDLED AND TAPED AT 10' INTERVALS.
 - ALL MAIN SUPPLY LINES SHALL BE INSTALLED AS PER MANUFACTURER'S SPECIFICATIONS.
 - PROVIDE PIPE AND WIRE SLEEVING UNDER ALL PAVED SURFACES. WIRE SHALL BE WITHIN SEPARATE 2" ELECTRICAL CHASE.

NOTE: MULTIPLE PIPES IN COMMON TRENCH SHALL MAINTAIN 3" OF BOTH HORIZONTAL AND VERTICAL CLEARANCE BETWEEN ALL PIPES.

A SEPARATE CONDUIT IS REQUIRED FOR CONTROL AND POWER SUPPLY WIRING.

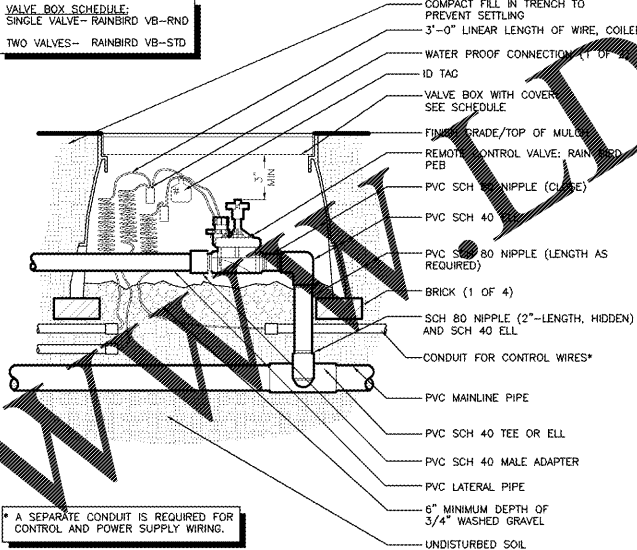
TYPICAL TRENCHING NTS



NOTE: INSTALLER OF SLEEVES SHALL BE RESPONSIBLE FOR LOCATING SLEEVES IF NOT PROPERLY INSTALLED OR MARKED.

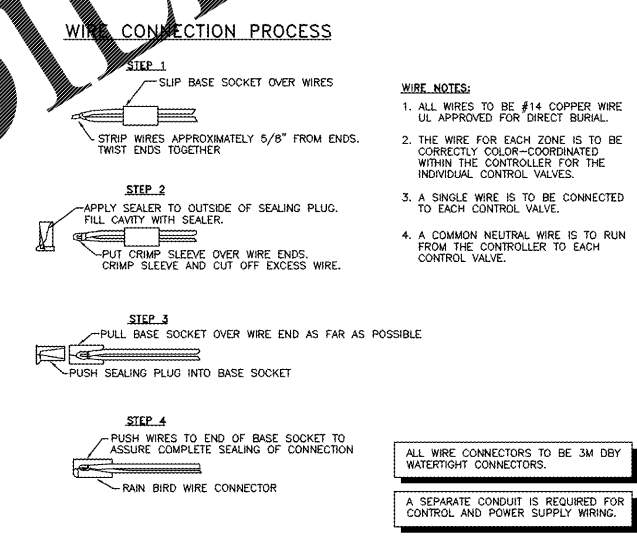
| PIPE SIZE | SLEEVE SIZE |
|-------------------|-------------|
| 3/4" | 4" |
| 1" | 4" |
| 1-1/2" | 4" |
| 2" | 4" |
| 2-1/2" | 4" |
| 3" | 6" |
| NO PIPE INDICATED | 6" |

PVC SLEEVE UNDER PAVING NTS



A SEPARATE CONDUIT IS REQUIRED FOR CONTROL AND POWER SUPPLY WIRING.

ELECTRICAL VALVE NTS

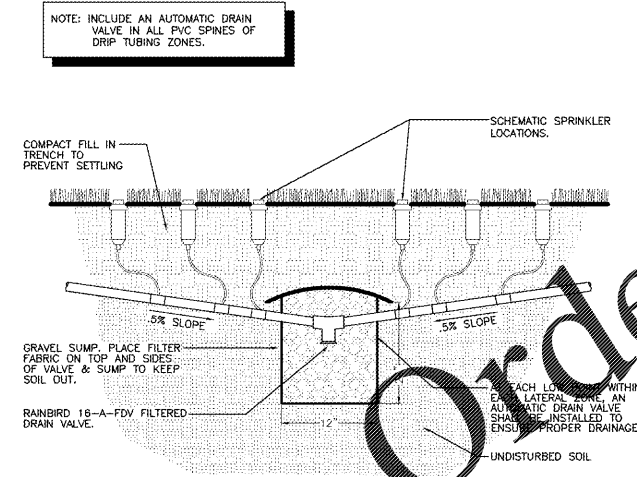


- WIRE NOTES:**
- ALL WIRES TO BE #14 COPPER WIRE UL APPROVED FOR DIRECT BURIAL.
 - THE WIRE FOR EACH ZONE IS TO BE CORRECTLY COLOR-COORDINATED WITHIN THE CONTROLLER FOR THE INDIVIDUAL CONTROL VALVES.
 - A SINGLE WIRE IS TO BE CONNECTED TO EACH CONTROL VALVE.
 - A COMMON NEUTRAL WIRE IS TO RUN FROM THE CONTROLLER TO EACH CONTROL VALVE.

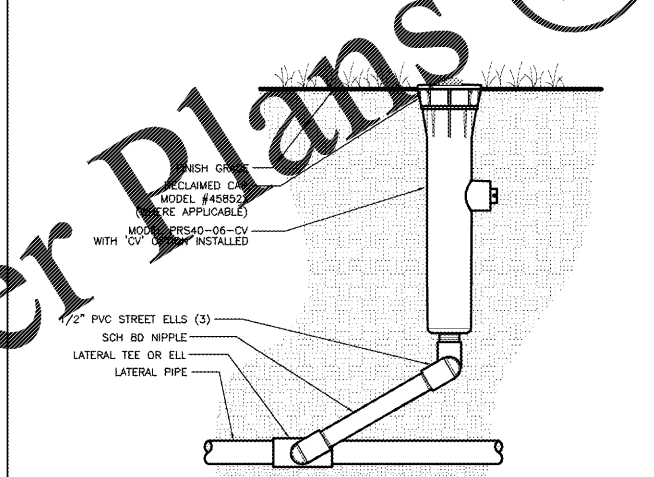
ALL WIRE CONNECTORS TO BE 3M DBY WATERPROOF CONNECTORS.

A SEPARATE CONDUIT IS REQUIRED FOR CONTROL AND POWER SUPPLY WIRING.

WIRE CONNECTIONS NTS



AUTOMATIC DRAIN VALVE NTS



HUNTER MP ROTATOR SPRINKLER - 6" POP-UP NTS

| REVISIONS | BY |
|-----------|----|
| | |
| | |
| | |
| | |
| | |

CARLSON CONSULTING ENGINEERS, INC.
 7088 LEDGESTONE COMMONS
 BARTLETT, TENNESSEE 38133
 PH. (901) 384-0404 • FX. (901) 384-0710
 NORTH CAROLINA CORPORATION# C-3504



SAM'S CLUB #6540-209
 CHARLOTTE, NORTH CAROLINA
 SAM'S REAL ESTATE BUSINESS TRUST
 2101 SE SIMPLE SAVINGS DRIVE
 BENTONVILLE, AR 72716



| | |
|---------|------------|
| DRAWN | TGH |
| CHECKED | BKM |
| DATE | 12/17/2019 |
| SCALE | NTS |
| JOB No. | 6540-209 |
| SHEET | 16 OF 21 |