

KEYNOTES
6.27 48" HIGH WAINSCOT WITH OUTSIDE CORNER TRIM
10.44 PROVIDE TACTILE "EXIT" SIGN, REF. A8

SHEET NOTES
1. REF N1 FOR FINISH KEY
2. PAINT STRUCTURE AS INDICATED ON 1-A3 AND PAINT GYP BOARD WALLS TO 6" BEHIND TOP AND SIDES OF REFRIGERATED CASES.

SGA Design Group, Inc.
1437 South Boulder, Suite 500
Tulsa, Oklahoma 74116-8809
T: 918.987.8901
F: 918.987.8901
www.sgadesigngroup.com

STIPULATION FOR REUSE
THE INFORMATION ON THIS DRAWING IS THE PROPERTY OF SGA DESIGN GROUP, INC. IT IS TO BE USED FOR THE PROJECT AND SITE SPECIFICALLY IDENTIFIED ON THIS DRAWING. ANY REUSE OF THIS INFORMATION FOR ANY OTHER PROJECT WITHOUT THE WRITTEN CONSENT OF SGA DESIGN GROUP, INC. IS STRICTLY PROHIBITED. ANY REUSE OF THIS INFORMATION WITHOUT THE WRITTEN CONSENT OF SGA DESIGN GROUP, INC. SHALL BE AT THE USER'S SOLE RISK AND WITHOUT LIABILITY TO SGA DESIGN GROUP, INC.

CONSULTANTS

Walmart*
CAMDEN, SC
STORE NO: 0634-226
JOB NUMBER: 190311 | PHOTO: 172 PHOTO SC
2020 GENERAL REMODEL

ISSUE BLOCK

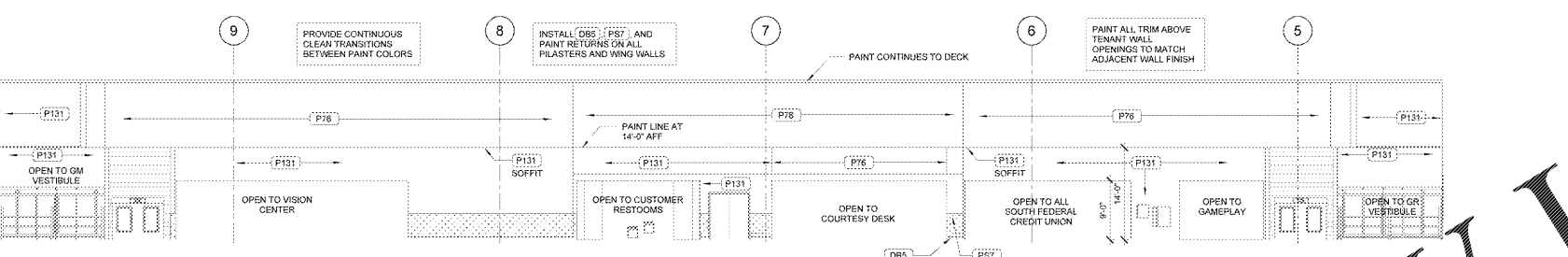
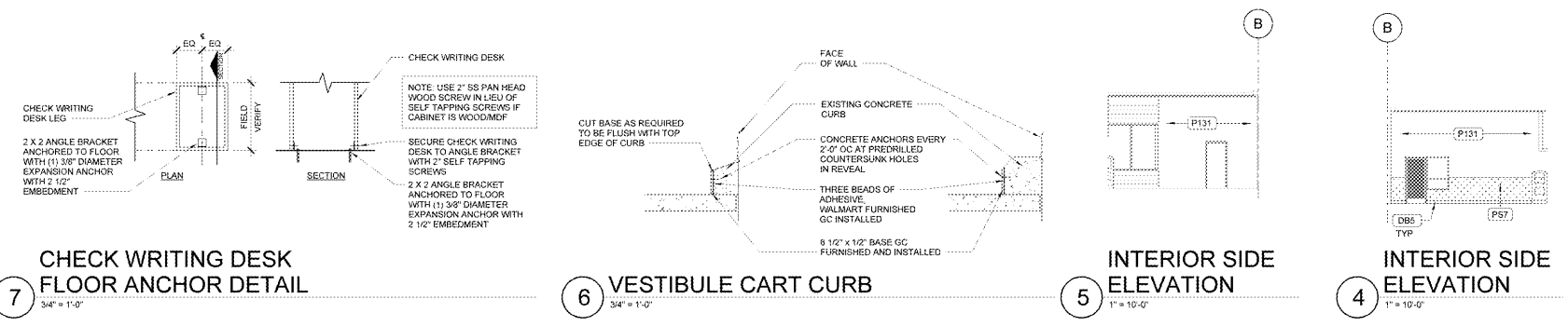
NO.	DATE	DESCRIPTION

CHECKED BY: AVTRG
DRAWN BY: MR
PROTO CYCLE: 10/25/19
DOCUMENT DATE: 12/18/19

THIS REPRODUCED COPY OF THESE DRAWINGS IS NOT VALID AS A SET OF CONTRACT DOCUMENTS UNLESS IT IS USED IN CONJUNCTION WITH THE ORIGINAL SET OF CONTRACT DOCUMENTS. ANY REUSE OF THESE DRAWINGS WITHOUT THE WRITTEN CONSENT OF SGA DESIGN GROUP, INC. IS STRICTLY PROHIBITED. ANY REUSE OF THESE DRAWINGS WITHOUT THE WRITTEN CONSENT OF SGA DESIGN GROUP, INC. SHALL BE AT THE USER'S SOLE RISK AND WITHOUT LIABILITY TO SGA DESIGN GROUP, INC.

ENLARGED PLANS ELEVATIONS AND DETAILS

SHEET: A5



101 VESTIBULE-GM, 103 OTHER INCOME-GM, 104 CART STORAGE-GM, 115 VESTIBULE-GR, 117 OTHER INCOME-GR, 118 CART STORAGE-GR

WALLS
• GYP BD: PAINT P131 TO CEILING IF EXISTING OR FULL HEIGHT WHERE OPEN TO STRUCTURE. INSTALL PS7 WAINSCOT AND DBS BASE.
• CMU: PAINT P131 TO CEILING TO 4'-0" AFF AND P131 ABOVE 4'-0" AFF TO CEILING IF EXISTING OR FULL HEIGHT WHERE OPEN TO STRUCTURE. IF BASE OR WAINSCOT IS EXISTING, REPLACE WITH PS7 WAINSCOT AND DBS BASE.
• CLEAN TRANSLUCENT PANELS.
• PAINT COLUMNS ADJACENT TO WALLS P131.
• OPEN TO STRUCTURE: CLEAN AND PAINT EXPOSED HVAC DUCT WORK AND PLENUMS TO MATCH PAINTED STRUCTURE. CLEAN JOISTS, JOIST GRIDDERS, DECKING, CONDUIT, SPRINKLER PIPES, AIR GRILLES/DIFFUSERS, AND SECURITY GLOBES.
• GYP BD: REF. CEILING ALLOWANCE SCHEDULE ON N1. PAINT CEILING P131.
• METAL SOFFIT: CLEAN CEILING, HVAC GRILLES/DIFFUSERS, SECURITY GLOBES, AND SPRINKLER HEADS. CLEAN LIGHT LENSES UNO. REPLACE ANY DAMAGED ITEMS. CLEAN METAL SOFFIT PANEL.

FLOOR
• STAMPED CONCRETE / PORCELAIN TILE: ETR. SPOT REPLACE PORCELAIN TILE. COORDINATE WITH WALMART CONSTRUCTION MANAGER.

CEILING
• OPEN TO STRUCTURE: CLEAN AND PAINT EXPOSED HVAC DUCT WORK AND PLENUMS TO MATCH PAINTED STRUCTURE. CLEAN JOISTS, JOIST GRIDDERS, DECKING, CONDUIT, SPRINKLER PIPES, AIR GRILLES/DIFFUSERS, AND SECURITY GLOBES.
• GYP BD: REF. CEILING ALLOWANCE SCHEDULE ON N1. PAINT CEILING P131.

905 GAMEPLAY

CEILING
• LAY-IN; REF. CEILING ALLOWANCE SCHEDULE ON N1.

FLOOR
• PVC ETR. PIECE REPLACE LOOSE, BULSTERED, OR DAMAGED WOOD PLANK / PVC FLOORING.

REMOVE INTERIOR TENANT SIGNAGE AS INDICATED BELOW

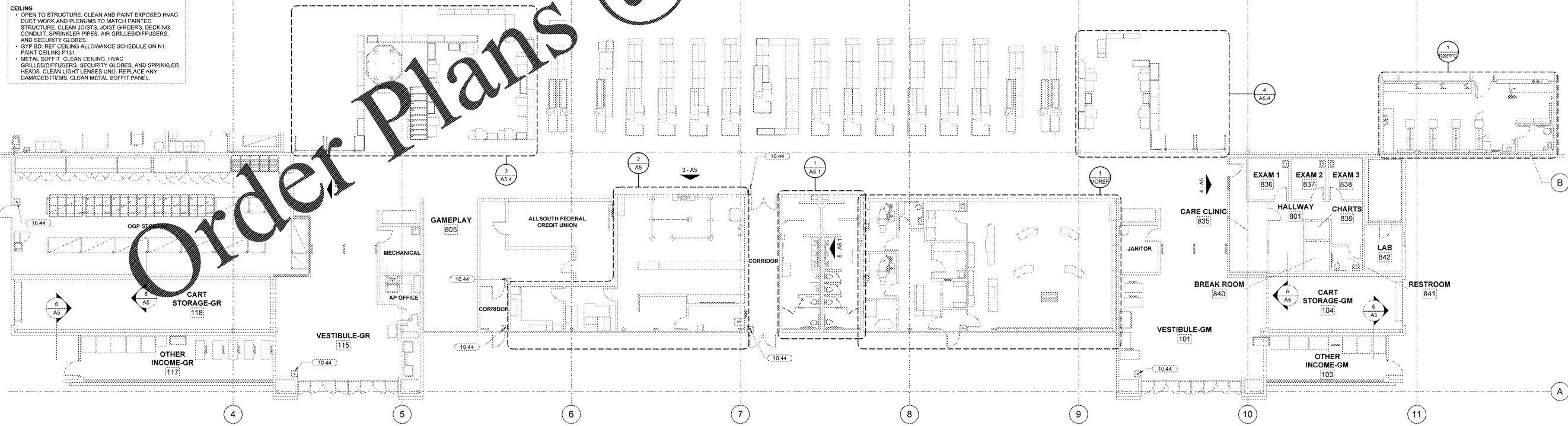
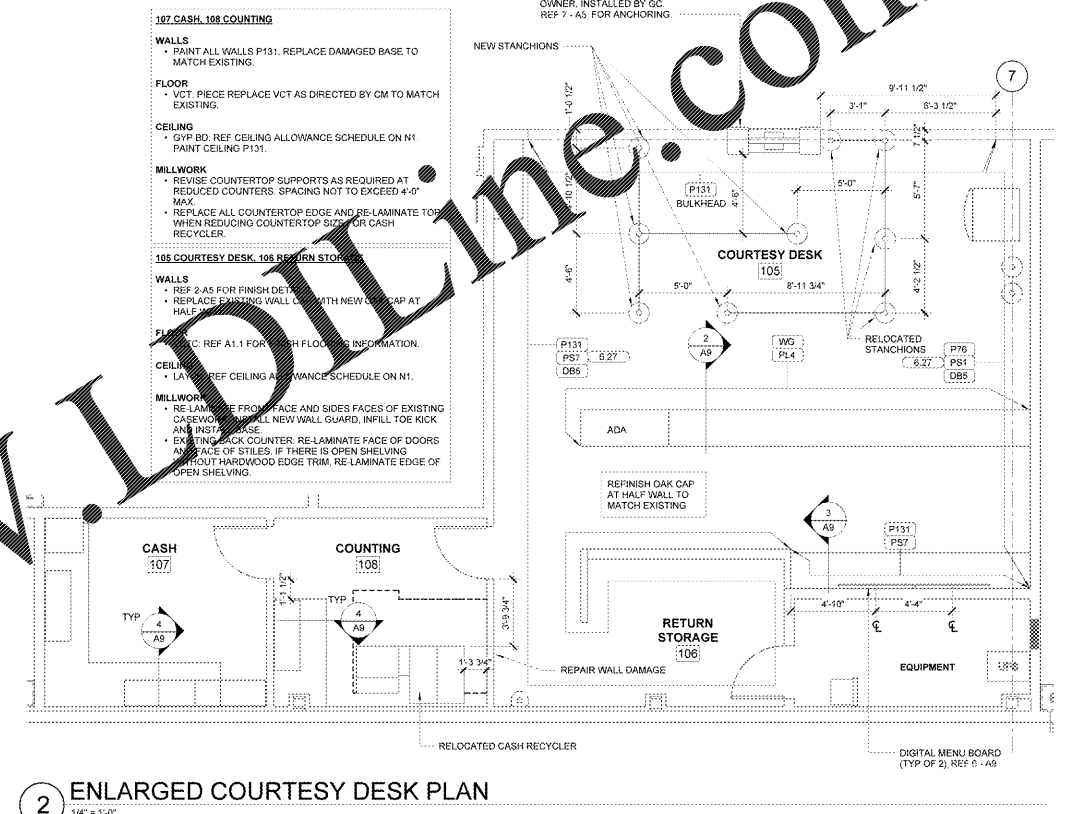
ALL TENANT SPACES
• REMOVE ALL SIGNAGE INCLUDING LIT SIGNS AND RETURN TO TENANT
• REMOVE ALL WALLPAPER AND/OR ORNAMENTS ON THE BULKHEAD AND WALL BELOW LINO.
• PATCH, REPAIR AND PAINT BULKHEAD WALL AT REMOVED SIGN AND ASSOCIATED ELECTRICAL, WALLPAPER AND/OR ORNAMENTS TO MATCH ADJACENT CONSTRUCTION AND FINISHES.
• BLACK FOAM BACKER PANEL, FOAM LETTERS WILL BE USED FOR ALL NON-FULL SERVICE FOOD TENANTS. SIGN CAN HAVE BRANDED COLORS IN THE LOGO AND LETTERS.

WALMART OWNED TENANT SIGNS AND ORNAMENTS ARE TO BE RETURNED TO THE FIELD PROJECT SUPERVISOR. THIRD-PARTY TENANT SIGNS AND ORNAMENTS ARE TO BE RETURNED TO HIS TENANT. IF A THIRD-PARTY TENANT REQUESTS THEIR SIGN, WALLPAPER OR ORNAMENTATION NOT BE REMOVED, CONTACT THE WALMART CONSTRUCTION MANAGER.

801 HALLWAY, 838 CARE CLINIC, 836 EXAM 1, 837 EXAM 2, 838 EXAM 3, 839 CHARTS, 840 BREAK ROOM, 841 RESTROOM, 842 LAB

CEILING
• LAY-IN; REF. CEILING ALLOWANCE SCHEDULE ON N1.

FLOOR
• PVC: PIECE REPLACE LOOSE, BULSTERED, OR DAMAGED WOOD PLANK / PVC FLOORING.



1 FRONT TENANT WALL FLOOR PLAN
1" = 10'-0"