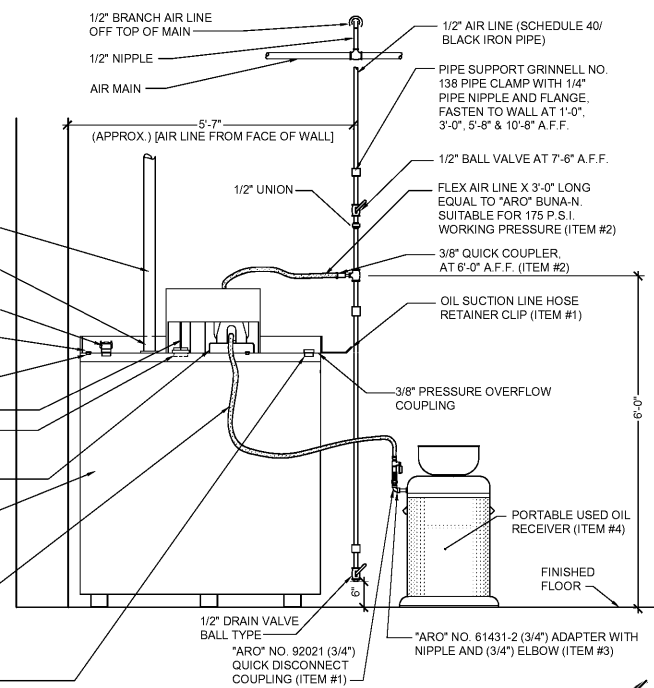


USED OIL STORAGE SYSTEM INSTALLATION	
BILL OF MATERIAL - OWNER FURNISHED ITEMS	
ITEM#	DESCRIPTION
1	JOHN DOW DOUBLE WALL WASTE OIL TANK COMPLETE WITH AIR OPERATED "ARO" DIAPHRAGM PUMP, AUTOMATIC AIR SHUTOFF, LIQUID LEVEL GAUGE, 2" CAMLOCK COUPLER, 10' X 3/4" INLET HOSE WITH QUICK DISCONNECT COUPLER, QUICK DISCONNECT ADAPTER KIT, AND AIR FILTER REGULATOR. SIZE 40" L X 37-1/2" W X 69" H. WEIGHT : 1100 LBS. NOTE: TANK ASSEMBLY IS U.L. LISTED (MEETS UL-142 SPECIFICATIONS)
2	1/4"Ø FLEX HOSE 3'-0" LONG (175 P.S.I.) AND 1/4" QUICK COUPLER("JOHN DOW" NO. 421-QUICK).
3	JOHN DOW NO. 61431-2 (3/4" ADAPTER) WITH 3/4" NIPPLE AND 3/4" ELBOW. (1) REQUIRED FOR EACH ITEM #4 FURNISHED.
4	PORTABLE USED OIL RECEIVER (STORE EQUIPMENT ITEM) QUANTITY TO BE DETERMINED. SEE BUILDING STORE PLANNING LAYOUT - SHEET F1.

NOTE:
DO NOT COMBINE VENT SERVING USED OIL TANK WITH OTHER PLUMBING VENTS IN BLDG.

ROUT 4" VENT UP TO 10' A.F.F. TURN PIPING OUT AND VENT THROUGH WALL PER LOCAL CODE. PROVIDE MATCHING MATERIAL PIPE DOWNTURN WITH BUG / BIRD SCREEN. SEAL WALL PENETRATION WATER TIGHT. COORDINATE PENETRATION WITH ARCHITECTURAL AND STRUCTURAL DRAWINGS.

4" VENT COUPLING
2" CAMLOCK COUPLER WITH DUST COVER FOR OIL REMOVAL (ITEM #1)
1" OUTER TANK INSPECTION PORT.
3" OUTER TANK INSPECTION PORT
CF-1-C1 SHUT OFF VALVE (ITEM #1)
2" COUPLING FOR 3500-A (ITEM #1)
TRANSFER PUMP "ARO" MODEL NO. 650709C WITH (BUNA-N PACKING) 30 G.P.M. AT 100 PSI PRE-MOUNTED & FURNISHED WITH (ITEM #1)
JOHN DOW U.L. LISTED VERTICAL USED OIL CONTAINER, AGS-245D 40" LONG X 69" HEIGHT X 37-1/2" DEEP, 245 GALLON CAPACITY. (ITEM #1)
3/4" Ø FLEX HOSE 10'-0" LONG SUCTION LINE EQUAL TO "ARO" BUNA-N FLUID HOSE SUITABLE FOR 175 PSI WORKING PRESSURE. (ITEM #1)
RED FOX HIGH TANK GAUGE



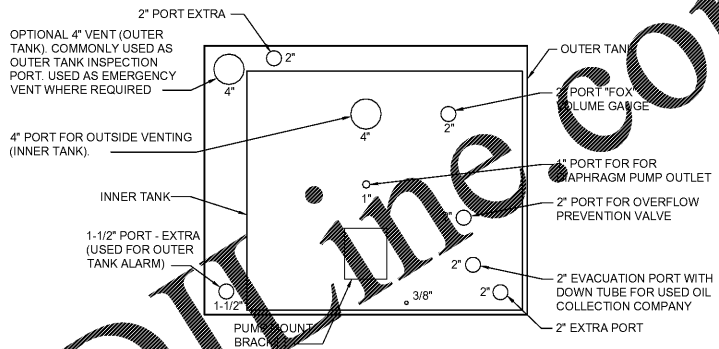
1
P4 USED OIL STORAGE SYSTEM ELEVATION VIEW
SCALE: N.T.S.

GENERAL NOTES:

- UNLESS OTHERWISE NOTED, ALL OTHER MATERIAL FOR THIS DETAIL SHALL BE FURNISHED AND INSTALLED BY CONTRACTOR.
- SEE SPECIFICATIONS FOR TYPE OF PIPE & FITTINGS TO BE FURNISHED & INSTALLED.
- PROVIDE EARTH GROUND TO AIR OPERATED OIL PUMP PER MANUFACTURER'S SPECIFICATION AND/OR PER N.E.C. CODE REQUIREMENTS.

INSTALLATION NOTES:

- CONTACT LOCAL FIRE MARSHAL AND OBTAIN INSTALLATION PERMISSION AND/OR PERMITS
- DETERMINE INSTALLATION LOCATION BY EITHER REVIEWING BUILDING STORE PLANNING LAYOUT (SHEET F1), FOR NEW STORES, OR BY STORE MANAGER SELECTION AT EXISTING STORES
- UNCRATE PRE-ASSEMBLED TANK (ITEM #1) AND MOVE INTO POSITION.
- INSTALL AIR LINE FROM MAIN AND INSTALL FLEX HOSE (ITEM #2) CONNECTION TO TANK
- CONNECT VENT LINE TO TANK AND RUN VENT TO EXTERIOR THROUGH WALL. INSTALL WALL FLASHING AND WEATHER CAP AS NOTED.
- CONNECT QUICK DISCONNECTS (ITEM #3) TO EACH PORTABLE USED OIL COLLECTION RECEIVER AT THE STORE.
- VENT PIPING MATERIAL TO BE GALVANIZED STEEL, BLACK IRON, OR CAST IRON.




USED OIL STORAGE SYSTEM - PORT LAYOUT
SCALE: N.T.S.

Order Plans @ www.LDOnline.com



REPRODUCTION OF THIS DRAWING WITHOUT THE WRITTEN PERMISSION OF ACERTUS CONSULTING GROUP, LLC IS PROHIBITED. ANY UNAUTHORIZED REPRODUCTION OR USE OF THIS DRAWING IS STRICTLY PROHIBITED AND WILL BE PROSECUTED TO THE FULL EXTENT OF THE LAW.

NEW FCAC STORE
2020 ER
1762 STATE RD
SUMMERVILLE, SC



ISSUE BLOCK	
Δ	01/06/20 REV #1
PROPERTY NO.:	317910
6 DIGIT NO.:	798862
4 DIGIT NO.:	013K
AOR PROJECT NUMBER:	1955867
TO PERMIT:	DATE: 12-20-19
TO BID:	DATE: ##-##-##
SHEET TITLE:	
OIL PIPING DETAILS	
SHEET NUMBER:	
P4	