

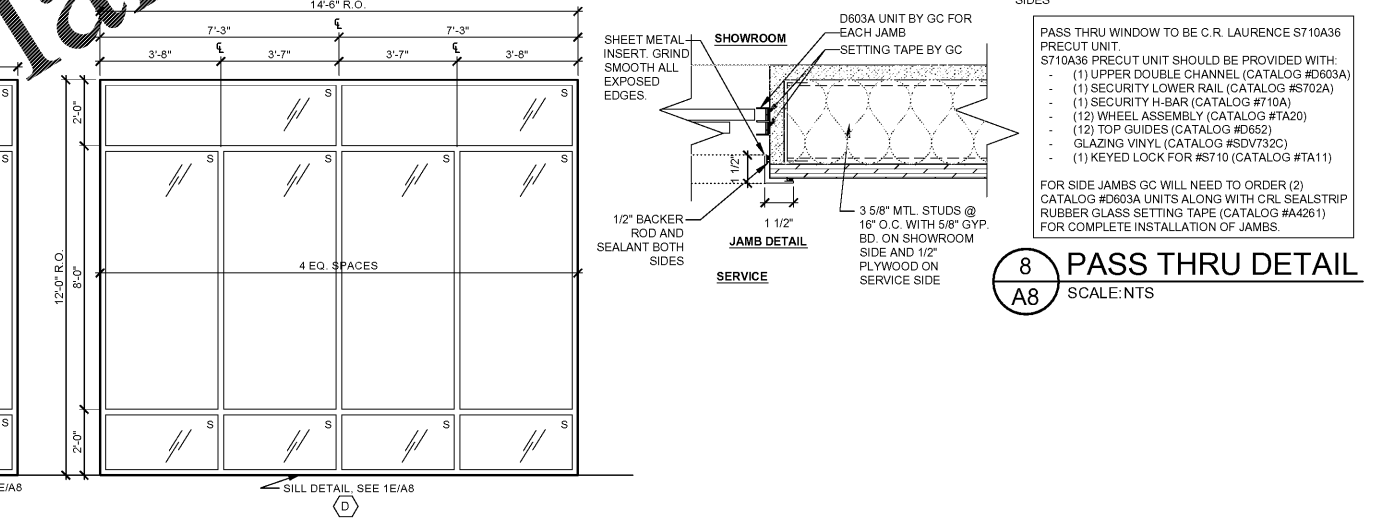
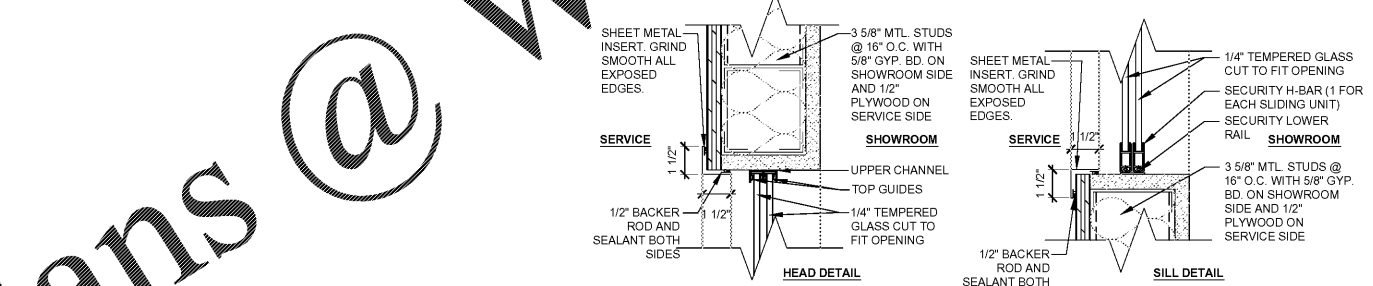
DOOR SCHEDULE

NOTE: CONTRACTOR TO FURNISH AND INSTALL ALL DOORS, DOOR FRAMES, SIGNS AND HARDWARE.

MARK	ROOM NAME	TYPE	QTY	SIZE W x H x T	MATL	FINISH	MATL	FINISH	TYPE	"UL"	SIGN	DETAIL	REMARKS
01	CUSTOMER SHOWROOM	F	1	3'-0" X 7'-0" X 1 3/4"	AL	CLEAR ANODIZED	AL	CLEAR ANODIZED	P	-	EXIT	5/A6	SEE-D04, D14, D15 & D17
02	CUSTOMER SHOWROOM	F	1	3'-0" X 7'-0" X 1 3/4"	AL	CLEAR ANODIZED	AL	CLEAR ANODIZED	P	-	-	1-D/A8	SEE-D04
03	OFFICE	H	1	3'-0" X 7'-0" X 1 3/4"	HM	PT-1	HM	PT-1	P	-	OFFICE	1-B/A8	SEE-D06, D12, D13 & D15
04	UNISEX TOILET	G	1	3'-0" X 7'-0" X 1 3/4"	HM	PT-1	HM	PT-1	P	-	REST ROOM	1-B/A8	SEE-D10, D13 & D15
05	CHANGING AREA	L	1	3'-0" X 7'-0" - TRAFFIC	PE	MANUFACTURER'S GRAY	HM	NO STOP	P	-	BREAKROOM	1-A/A8	SEE-D06, D07, D08, D09, & D15
06	SHOP TOILET	G	1	3'-0" X 7'-0" X 1 3/4"	HM	PT-1	HM	PT-1	P	-	SHOP REST ROOM	1-B/A8	SEE-D10 & D15
07	SERVICE BAY	K	1	3'-0" X 7'-0" X 1 3/4"	HM	PT-4 (SERVICE BAYS) EXTERIOR - SEE A4	HM	PT-4 (SERVICE BAYS) EXTERIOR - SEE A4	M	-	EXIT	1/A6 & 2/A6	SEE-D01, D06, & D13
08	SERVICE BAY	J	1	10'-0" X 10'-0" X 1 3/4"	-	PRE-FINISHED	-	-	-	-	-	15/A7	SEE-D01, D02, D03, D04 & D09
09	SERVICE BAY	J	1	10'-0" X 10'-0" X 1 3/4"	-	PRE-FINISHED	-	-	-	-	-	15/A7	SEE-D01, D02, D03, D04 & D09
10	SERVICE BAY	J	1	10'-0" X 10'-0" X 1 3/4"	-	PRE-FINISHED	-	-	-	-	-	15/A7	SEE-D01, D02, D03, D04 & D09
11	SERVICE BAY	J	1	10'-0" X 10'-0" X 1 3/4"	-	PRE-FINISHED	-	-	-	-	-	15/A7	SEE-D01, D02, D03, D04 & D09
12	SERVICE BAY	J	1	10'-0" X 12'-0" X 1 3/4"	-	PRE-FINISHED	-	-	-	-	-	15/A7	SEE-D01, D02, D03, D04 & D09
13	SERVICE BAY	J	1	10'-0" X 12'-0" X 1 3/4"	-	PRE-FINISHED	-	-	-	-	-	15/A7	SEE-D01, D02, D03, D04 & D09
14	SERVICE BAY	J	1	10'-0" X 10'-0" X 1 3/4"	-	PRE-FINISHED	-	-	-	-	-	15/A7	SEE-D01, D02, D03, D04 & D09
15	SERVICE BAY	J	1	6'-0" X 10'-0" X 1 3/4"	-	PRE-FINISHED	-	-	-	-	-	15/A7	SEE-D01, D02, D03, D04 & D09
16	SERVICE BAY	G	1	4'-0" X 7'-0" X 1 3/4"	HM	PT-4 (SERVICE BAYS) EXTERIOR - SEE A4	HM	PT-4 (SERVICE BAYS) EXTERIOR - SEE A4	M	-	EXIT	1/A6 & 2/A6	SEE-D01 & D13
17	FIRE RISER	G	1	3'-0" X 7'-0" X 1 3/4"	HM	PT-1 (FIRE RISER) EXTERIOR - SEE A4	HM	PT-1 (FIRE RISER) EXTERIOR - SEE A4	M	-	-	1/A6 & 2/A6	SEE-D01 & D13

ROOM FINISH SCHEDULE

ROOM NO.	ROOM NAME	FLOOR	WALLS	CEILING	NOTES
100	CUSTOMER SHOWROOM	CONC.	SEALED	GYP. BD. SEE F2	SEE RF2, RF3, RF8
101	UNISEX TOILET	CONC.	SEALED	GYP. BD. / FRP SEE A2	SEE RF2, RF4, RF6, RF8
102	OFFICE	CONC.	SEALED	GYP. BD. SEE A2	SEE RF2, RF3, RF8
103	SHOP TOILET	CONC.	SEALED	GYP. BD. / FRP SEE A2	SEE RF2, RF4, RF6, RF8
104	BREAK AREA	CONC.	SEALED	GYP. BD. / FRP SEE A2	SEE RF2, RF3, RF6, RF8
105	SERVICE BAYS	CONC.	SEALED	PLYWD. SEE A2	SEE RF1, RF3, RF5, RF7, RF8
106	INVENTORY	CONC.	SEALED	PLYWD. SEE A2	SEE RF3, RF7, RF8
107	UTILITY AREA #1	CONC.	SEALED	PLYWD. SEE A2	SEE RF3, RF5, RF7
108	UTILITY AREA #2	CONC.	SEALED	OPEN - SEE A2	SEE RF5, RF7, RF8
109	FIRE RISER	CONC.	SEE A2	PLYWD. SEE A2	SEE RF2, RF4, RF8



GENERAL NOTES:

- ALL STOREFRONT & INTERIOR WINDOWS ARE TO BE FIELD VERIFIED PRIOR TO INSTALLATION BY S.C.
- PROVIDE DOUBLE PANE INSULATED GLASS FOR ALL STOREFRONT LOCATIONS
- "S" INDICATES SAFETY GLASS REQUIRED. GC TO CONFIRM SAFETY GLAZING IS LABELED PER CODE.

DOOR SCHEDULE NOTES

GC PACKAGE AVAILABLE FROM NATIONAL VENDOR - DH PACE, INC. (417)831-5585

GENERAL NOTES:

- ALL THRESHOLDS AT EXTERIOR DOORS TO BE SET IN FULL BED OF MASTIC.
- ALL HARDWARE SHALL CONFORM WITH ICC A117.1 AND GOVERNING CODES.

D01. INSULATE EXTERIOR DOORS AS REQUIRED BY CRITERIA IN SPECIFICATIONS.
D02. TRACK AND HARDWARE BY O.H. DOOR MANUFACTURER.
D03. ACTUAL DOOR SIZE IS 2" WIDER AND 1" HIGHER THAN DOOR OPENING (PROVIDE FOR 1" LAP AT HEAD AND JAMBS).
D04. HARDWARE BY DOOR MANUFACTURER REFER TO SPECIFICATIONS.
D05. ELECTRIC OPERATOR
D06. PROVIDE DOOR LITE REFER DOOR TYPES.
D07. GC TO FIELD VERIFY DOOR SIZE PRIOR TO ORDERING DOOR.
D08. DOOR COLOR GRAY
D09. BRUSH EDGE SEALS BY DOOR MANUFACTURER.
D10. UNDERCUT DOOR 1/2".
D11. PREP GATE FOR ELECTRIC STRIKE (REMOTE BUZZER TO BE LOCATED AT MVS DESK)
D12. PROVIDE LOUVER IN BASE OF DOOR PER DOOR TYPE.
D13. DOOR & FRAME TO BE PAINTED TO MATCH EXTERIOR WALL UNO.
D14. LOCKING HARDWARE ON ENTRY DOORS TO PROVIDE ACCESS FROM THE EXTERIOR AND THUMB TURNS ON INTERIOR.
D15. GC TO PROVIDE TACTILE DOOR CHANGE AS NOTED TO COMPLY WITH ADA.
D16. VERIFY HARDWARE QUANTITIES FOR EACH LEAF (A LEAF).
D17. PROVIDE PLATE REINFORCEMENT FOR HOLD DOWN AT DOOR FRAME AND ON THE EXTERIOR OF THE ALUMINUM DOORS.
D18. G.C. TO PROVIDE SIGN ON DOOR. REQUEST STORE MANAGER TO DISABLE ALARM PRIOR TO SIGNING DOOR.
D19. G.C. TO PROVIDE & INSTALL SLIDING DOORS, FRAME, TRIM, AND HARDWARE. COORDINATE WITH DOOR HARDWARE SPECIFICATIONS.
D20. NO KICK PANELS OR PLYWOOD REQUIRED.
D21. PROVIDE DOOR CLOSERS (S).

DOOR SCHEDULE MATERIAL KEY

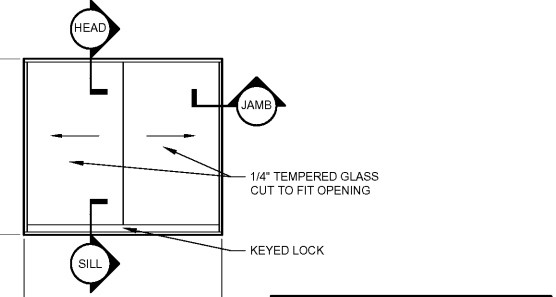
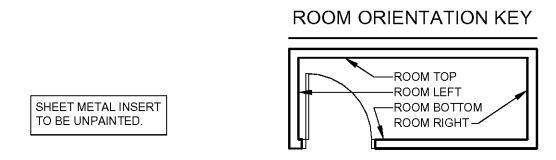
MARK	DESCRIPTION
AL	ALUMINUM
CL	CHAIN LINK
HM	HOLLOW METAL
PE	POLYETHYLENE
WD	WOOD

ROOM FINISH REMARKS

RF1. SERVICE AREA PAINT SCHEME - ALL GIRTS, COLUMNS, PURLINS AND METAL BUILDING STRUCTURE TO BE PRIMED BY METAL BUILDING MANUFACTURER - PAINT FROM DIMENSION: FLOOR TO 5'-4" AFF PT-4
RF2. PAINT ALL EXPOSED CONDUITS, J-BOXES AND EXPOSED SURFACES VISIBLE TO PUBLIC VIEW. PIPING FOR AIR AND SPRINKLER SYSTEMS ARE NOT TO BE PAINTED. DUCT WORK TO BE PAINT PT-2.
RF3. ALL EXPOSED GIRTS, COLUMNS, GIRTS AND METAL BUILDING STRUCTURE TO BE PRIMED. PAINT EXPOSED STRUCTURE AS NOTED ON SHEET A2
RF4. USE SHERWIN WILLIAMS WATER BASED CATALYZED EPOXY FOR WALLS. THIS IS A 2-PART PAINT WITH (PART A) / (PART B) = (B70W0211 w/ epoxy hardener B60V25)
RF5. PROVIDE YELLOW SAFETY STRIPING AS SHOWN ON PLANS.
RF6. FRP COLOR: VIK #1276 SATIN LINEN TEXTURE FINISH (WALL PRIMER REQUIRED)
RF7. PROVIDE WHITE FACED INSULATION AT ROOF DECK TO COMPLY WITH 2009 IECC.
RF8. PROVIDE BLACK FACED INSULATION AT ROOF DECK TO COMPLY WITH 2009 IECC.

ROOM SCHEDULE MATERIAL KEY

MARK	DESCRIPTION
CONC.	CONCRETE
SEALED	CONCRETE WITH APPLIED SEALER
GYP. BD.	GYP. BOARD
O.T.S.	OPEN TO STRUCTURE



PT-5 "SAFETY RED" CUSTOM MATCH

CCE	COLORANT	OZ	32	64	128
R4	NEW RED	10	63	1	1

ONE GALLON: K43R00058 PRIMARY RED: 650097140

SSA Design Group, P.C.
1437 South Boulder, Suite 550
Tulsa, Oklahoma 74117-3609
P: 918.957.8600
F: 918.957.8601
www.ssgdesigngroup.com

Firestone COMPLETE AUTO CARE

THIS DRAWING IS THE PROPERTY OF BRIDGESTONE RETAIL OPERATIONS, LLC AND IS LOANED ON THE EXPRESS CONDITION THAT IT IS NOT TO BE USED IN ANY WAY, OR REPRODUCED IN ANY MANNER, WITHOUT THE WRITTEN PERMISSION OF BRIDGESTONE RETAIL OPERATIONS, LLC. ADMISSION TO THE EXCLUSIVE OWNERSHIP PLANS TO THE DRAWING BY BRIDGESTONE RETAIL OPERATIONS, LLC.

NEW FCAC STORE
2020 ER
1762 STATE RD
SUMMERVILLE, SC

REGISTERED ARCHITECTS

STATE OF SOUTH CAROLINA
REGISTERED ARCHITECT
VIRGINIA GAYLE HART
TULSA, OK
13230
01/07/2020

ISSUE BLOCK

DATE	REV #1
01/06/20	

PROPERTY NO.: 317910
6 DIGIT NO.: 798862
4 DIGIT NO.: 013K
AOR PROJECT NUMBER: 1955867
TO PERMIT: DATE: 12-20-19
TO BID: DATE: ###-##-##
SHEET TITLE:
ROOM FINISH & DOOR SCHEDULES
SHEET NUMBER:
A8