


RENOVATION AND  
ADDITION FOR  
**ABERDEEN  
POLICE  
DEPARTMENT**



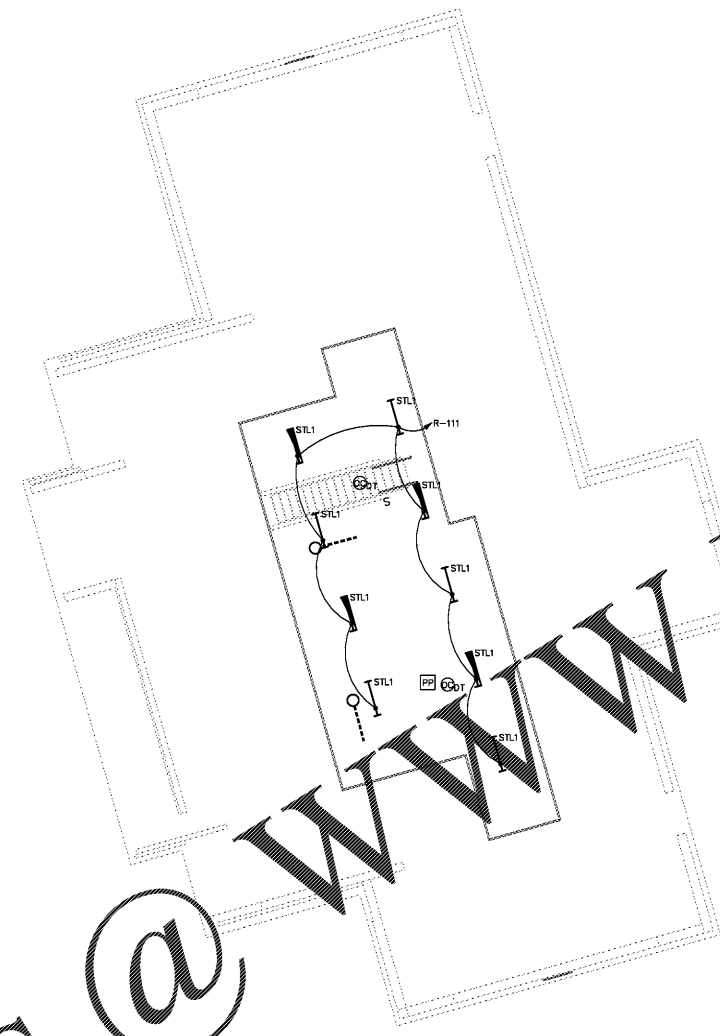
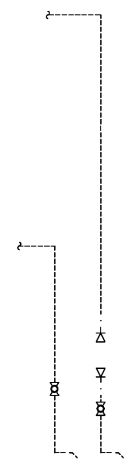
MEZZANINE  
LIGHTING PLAN —  
NEW CONSTRUCTION

DATE: 10/25/2019  
PROJECT NO: 18062

REVISIONS  
NO. DATE DESCRIPTION

THIS DRAWING IS THE PROPERTY OF ADW ARCHITECTS, P.A. AND SHALL NOT BE REPRODUCED OR COPIED IN WHOLE OR PART. IT SHALL NOT BE USED ON ANY OTHER PROJECT OR GIVEN TO ANY OTHER COMPANY OR AGENCY WITHOUT THE CONSENT OF ADW ARCHITECTS, P.A.

SHEET NUMBER  
**E102**  
5 OF 18  
OPTIMA # 18-0292



- GENERAL NOTES:**
1. ALL WALL MOUNTED DEVICES (POWER, DATA, SYSTEMS, ETC...) WITHIN CMU WALLS ARE TO BE FLUSH MOUNTED AND FED WITH CONCEALED CONDUIT.
  2. COORDINATE WITH ARCHITECTURAL DRAWINGS FOR ALL LIGHT FIXTURE MOUNTING HEIGHTS.
  3. CONNECT EMERGENCY AND EXIT LIGHTING TO LOCAL CIRCUIT AHEAD OF SWITCHING.
  4. ALL EXIT SIGNS (C) ARE TYPE "EXIT" UNLESS NOTED OTHERWISE.
  5. VERIFY ALL EXTERIOR FIXTURE HEIGHTS/LOCATIONS WITH ARCHITECT PRIOR TO ROUGH-IN.
  6. COORDINATE ALL DECORATIVE EXTERIOR WALL LIGHT MOUNTING ARMS WITH ARCHITECT PRIOR TO PURCHASING.
  7. FIXTURES DESIGNATED AS NIGHT LIGHTS (NL) SHALL BE UN-SWITCHED AND REMAIN ON AT ALL TIMES.
  8. VERIFY ALL FIXTURE FINISHES AND COLORS WITH ARCHITECT PRIOR TO ORDERING.
  9. CONTRACTOR TO PROVIDE FIRE-RATED "TENT" AROUND ALL FIXTURES AND CEILING MOUNTED DEVICES IN CEILING AREAS. COORDINATE WITH GC.
  10. POWER PACKS & J-BOXES IN SPACES WITH GYP. BOARD CEILING SHOULD HAVE AN ACCESS PANEL PROVIDED OR BE LOCATED IN ADJACENT SPACE WITH LAT-IN CEILING.

- KEYED NOTES:**
1. NOT USED.

① **MEZZANINE LIGHTING PLAN - NEW CONSTRUCTION**  
1/8" = 1'-0"

Order Plans @ www.LDILine.com