
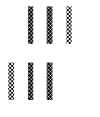


These drawings are instruments of service and as such remain the property of the architect. No copies or reproductions of these drawings are permitted without the consent of the architect. Upon completion of the work all the drawings (except the contract copies) are to be returned to the architect.
Copyright © 2019



1920 Hwy. 54, Suite 700, Durham, NC 27713
Ph. 919-544-1936 - Fax 919-544-2540 - License: C-1813



RENOVATIONS TO :

ABC STORE

HOLLOWAY ST.
DURHAM, NC

PROJECT NUMBER
19-063

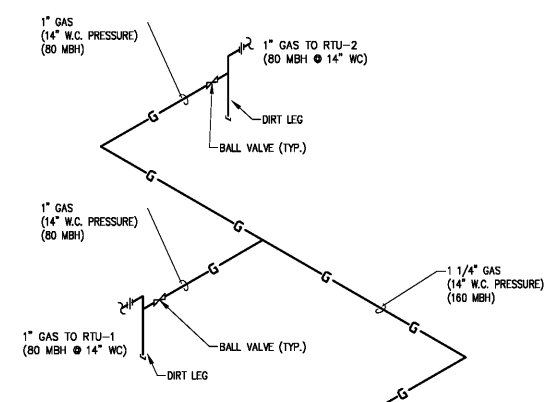
HVAC Renovation Roof
Plan

DTW
Architects &
Planners, Ltd.
229 North Gregson Street
Durham, NC 27701
919.317.4020

CONSTRUCTION DOCUMENTS

Revisions	
Drawn	BDT
Checked	CTC
Date	12/18/2019
Sheet	M4.1

Of


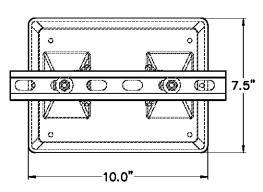


NATURAL GAS LEADS

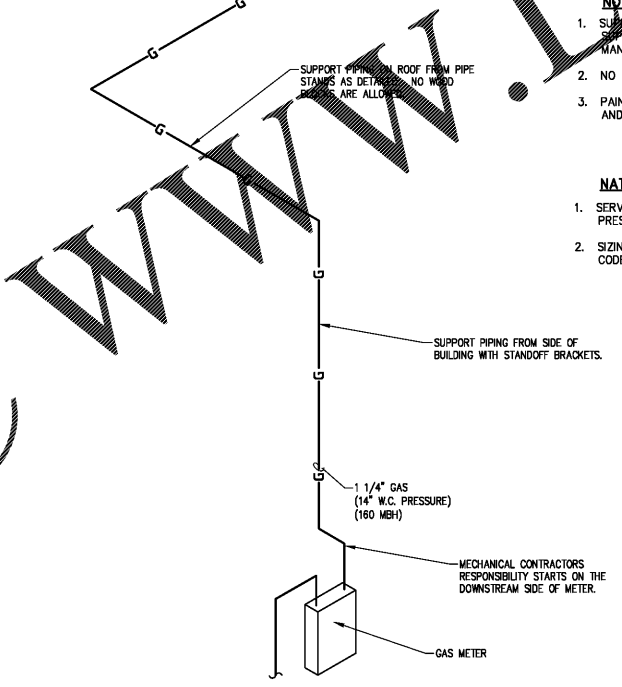
1\"/>	
TOTAL	160 MBH

- NOTES:**
- SUPPORT ALL ROOFTOP NATURAL GAS PIPING BY MINIMUM MIRO INDUSTRIES STRUT SUPPORT OR PILLOW BLOCK PIPE HANGERS OR EQUAL. SEE DETAIL. INSTALL PER MANUFACTURERS RECOMMENDATIONS AND STATE AND LOCAL CODES.
 - NO WOODEN PIPE BLOCKS WILL BE ACCEPTED ON ROOF.
 - PAINT ALL EXPOSED NATURAL GAS PIPING WITH MINIMUM (1) COAT OIL BASED PRIMER AND (2) COATS OIL BASED BRIGHT YELLOW PAINT. LABEL WITH BLACK LETTERING.

- NATURAL GAS SERVICE SIZING**
- SERVICE SIZING IS BASED ON A BUILDING REGULATOR ASSEMBLY SET FROM 14" W.C. PRESSURE INCOMING DELIVERING (160 MBH)
 - SIZING IS BASED ON A 150' MAXIMUM DISTANCE TAKEN FROM NCSBC - FUEL GAS CODE.



NOTES:
STRUT AND ALL HARDWARE ARE HOT DIP GALVANIZED BASE ARE POLYCARBONATE BRACING NOT TO EXCEED 100 LBS. WEIGHT NOT TO EXCEED 100 LBS PER STAMP.



1
M4.1 Natural Gas Riser Diagram
SCALE: NONE

SIZED PER LONGEST RUN
OF 150' PER 402.4(2)

Order Plans @ WWW.IDILine.com

P:\PROJECTS\2019\19-063 ABC STORE - HOLLOWAY ST.DURHAM.DWG 12/18/2019 4:24 PM BY: BDTAN 7617