

1 2 3 4 5 6 7 8 9 10 11 12 13 14 15 16 17 18 19 20

A  
B  
C  
D  
E  
F  
G  
H  
I  
J  
K  
L  
M  
N

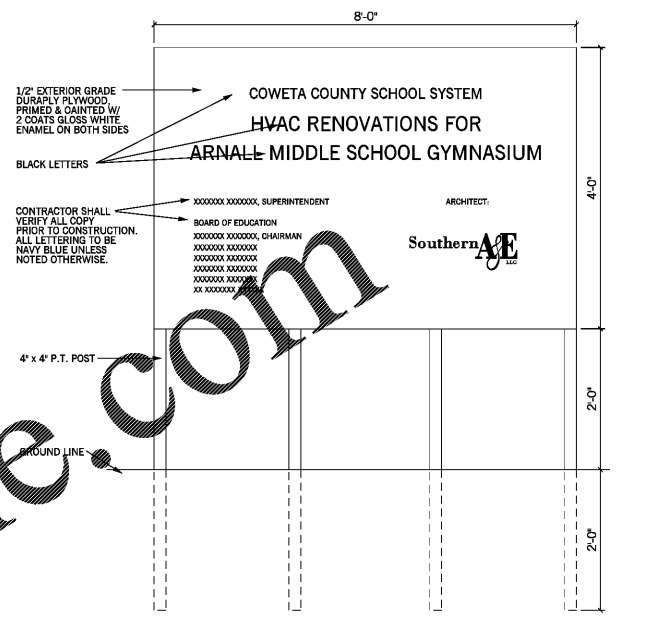
**RENOVATION NOTES**

- WHERE HOLES IN WALLS EXIST DUE TO REMOVAL OF ABANDONED MECHANICAL, ELECTRICAL, & PLUMBING EQUIPMENT, LINES, AND CONDUIT, CONTRACTOR SHALL PATCH WITH 3/8" METAL STUDS AND 5/8" GYP. BOARD, IF ABOVE CEILING. SEAL HOLES AS NEEDED TO MAINTAIN EXISTING RATINGS. SEE REFLECTED CEILING PLANS AND FIELD VERIFY & MATCH EXISTING CONDITIONS. VERIFY LOCATIONS AND QUANTITIES OF PATCHES.
- REPAIR EXISTING WALLS IN RENOVATION AREAS WHERE WALLS ARE DAMAGED DURING NEW CONSTRUCTION. SEE SPECIFICATIONS FOR INFORMATION.
- CONTRACTOR SHALL VERIFY THAT EXISTING WALLS SHOWN AS RATED ARE SEALED TO DECK & ALL PENETRATIONS SHALL BE SEALED PROPERLY TO MAINTAIN WALL RATING. THIS INCLUDES EXISTING PENETRATIONS, ABANDONED PENETRATIONS AND NEW ONES.
- CONTRACTOR SHALL FIELD VERIFY ALL EXISTING CONDITIONS AND CONTACT THE ARCHITECT IMMEDIATELY, IN WRITING, IF ANY DISCREPANCIES ARE DISCOVERED.

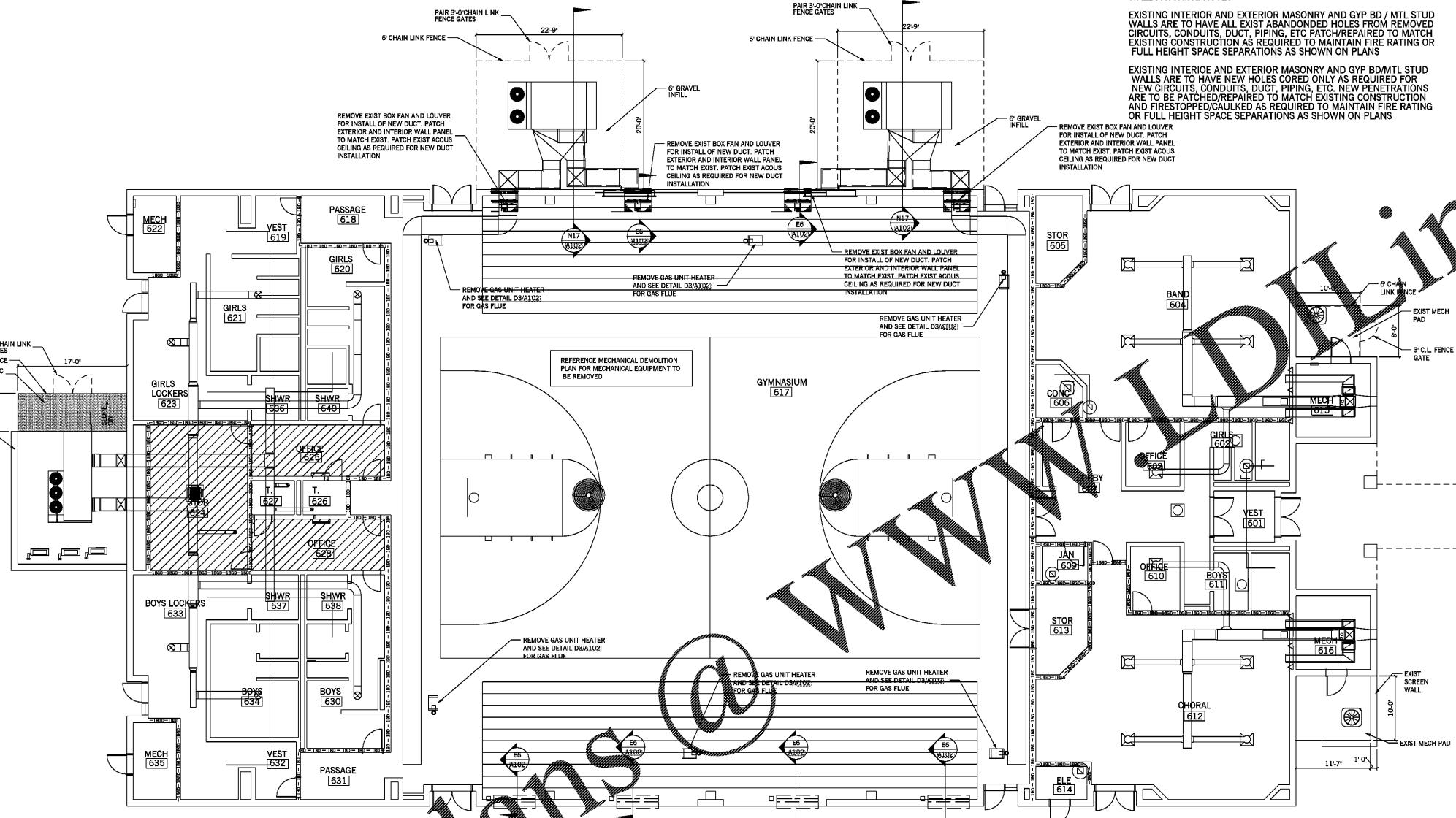
**WALL PATCHING NOTES**

EXISTING INTERIOR AND EXTERIOR MASONRY AND GYP BD / MTL STUD WALLS ARE TO HAVE ALL EXIST ABANDONED HOLES FROM REMOVED CIRCUITS, CONDUITS, DUCT, PIPING, ETC PATCH/REPAIRED TO MATCH EXISTING CONSTRUCTION AS REQUIRED TO MAINTAIN FIRE RATING OR FULL HEIGHT SPACE SEPARATIONS AS SHOWN ON PLANS

EXISTING INTERIOR AND EXTERIOR MASONRY AND GYP BD/MTL STUD WALLS ARE TO HAVE NEW HOLES CORED ONLY AS REQUIRED FOR NEW CIRCUITS, CONDUITS, DUCT, PIPING, ETC. NEW PENETRATIONS ARE TO BE PATCHED/REPAIRED TO MATCH EXISTING CONSTRUCTION AND FIRESTOPPED/CAULKED AS REQUIRED TO MAINTAIN FIRE RATING OR FULL HEIGHT SPACE SEPARATIONS AS SHOWN ON PLANS



**TYPICAL DETAIL - NO SPOST PROJECT SIGN**  
3/4" = 1'-0"  
F20  
A101



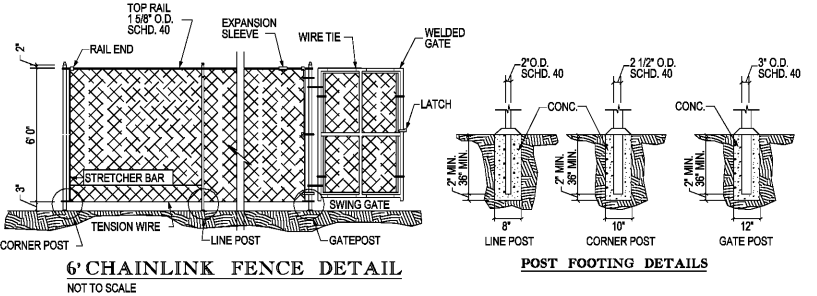
HVAC RENOVATION FLOOR PLAN  
SCALE: 1/8" = 1'-0"  
K6  
A101

**LEGEND TO EXISTING WALLS:**

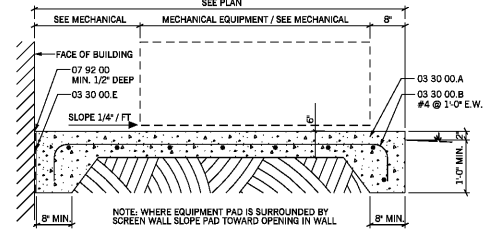
- REFER ALSO TO FLOOR PLAN BUILDING SECTION FOR ALL SECTION AND DETAILS FOR ADDITIONAL INFORMATION ON WALLS.
  - PATCH/REPAIR ALL NEW PENETRATIONS, ETC. SEE ALL PENETRATIONS IN RATED WALLS EXISTING AND NEW.
- EXISTING 1 HOUR RATED BLOCK WALL TO ROOF DECK**  
1 HOUR FIRE RATED CONCRETE BLOCK WALL UP TO FIRST COURSE (MIN. 4") ABOVE HIGHEST ADJACENT CEILING TYPE 2 UNLESS NOTED OTHERWISE ON FLOOR PLANS.

**EXISTING 2 HOUR RATED BLOCK WALL TO ROOF DECK**  
2 HOUR FIRE RATED CONCRETE BLOCK WALL UP TO FIRST COURSE (MIN. 4") ABOVE CEILING TYPE 2 OR W/ TOP OF FIRE RATED CEILING (SHAFTWALL). EXTEND WALL TO ROOF DECK WITH 1 HOUR FIRE RATED DRYWALL PARTITION (ONE LAYER OF FIRE RATED 5/8" GYPSUM BOARD ON EACH SIDE OF STEEL STUDS @ 16" O.C. REFER TO SPECIFICATIONS FOR STEEL STUDS REQUIREMENTS. U.L. # U906 AND U419.

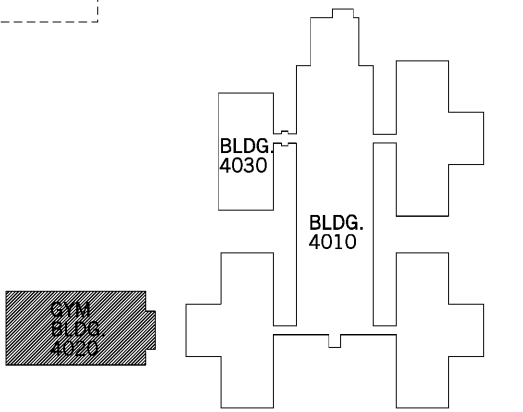
**EXISTING 2 HOUR RATED BLOCK WALL TO CEILING TYPE 1**  
NON RATED CONCRETE BLOCK WALL UP TO FIRST COURSE ABOVE CEILING TYPE 2. EXTEND WALL TO BOTTOM OF CEILING TYPE 1 WITH DRYWALL PARTITION (ONE LAYER OF NON-RATED 1/2" GYPSUM BOARD ON ONE SIDE OF 3/8" STEEL STUDS @ 16" O.C. MUD & TAPE ALL JOINTS.)



**6' CHAINLINK FENCE DETAIL**  
NOT TO SCALE



**TYPICAL SECTION EXTERIOR EQUIPMENT PAD**  
3/4" = 1'-0"  
N17  
A101



**KEY PLAN**

**Southern A&E** REVISOR  
7951 Iron Circle  
Austell, Ga. 30168  
(770) 819-7777  
architects & engineers  
DATE: December 10 2019  
JOB NUMBER: 01 610 296

HVAC RENOVATIONS FOR  
**ARNALL MIDDLE SCHOOL GYMNASIUM**  
COWETA COUNTY SCHOOL SYSTEM  
NEWNAN, GEORGIA

STATE OF GEORGIA  
GREGORY SCHULTE  
REGISTERED ARCHITECT

DRAWING NUMBER  
**A101**