

Order Plans @

GENERAL NOTES

1. BOLD RED DASHED LINES INDICATE ITEMS TO BE REMOVED. REFER TO SITE DEMOLITION NOTES FOR SPECIFIC INSTRUCTIONS.
2. CONTRACTOR SHALL VERIFY EXISTING SITE CONDITIONS AND SHALL NOTIFY ARCHITECT IMMEDIATELY IF ANY DISCREPANCIES BETWEEN EXISTING CONDITIONS AND CONDITIONS SHOWN IN THE CONSTRUCTION DRAWINGS.
3. INFORMATION REGARDING CIVIL, MECHANICAL, PLUMBING, AND ELECTRICAL ITEMS TO BE REMOVED HAVE BEEN INCLUDED FOR REFERENCE ONLY. REFER TO CIVIL, MECHANICAL, PLUMBING, AND ELECTRICAL DRAWINGS FOR COMPLETE INSTRUCTIONS ON THE REMOVAL OF THESE ITEMS.
4. EXISTING MECHANICAL, PLUMBING, AND ELECTRICAL SYSTEMS MUST CONTINUE TO OPERATE AS REQUIRED TO SERVE OWNER THROUGHOUT THE CONSTRUCTION PERIOD.
5. ALL MATERIALS, FIXTURES, AND OTHER ITEMS REMOVED FROM THE AREAS OF DEMOLITION ARE AND SHALL REMAIN THE PROPERTY OF THE OWNER UNLESS OTHERWISE STIPULATED BY THE OWNER OR ARCHITECT.
6. ALL ADJACENT SURFACES TO THE AREAS OF DEMOLITION WHICH ARE SCHEDULED TO REMAIN AND ARE IN ANY MANNER AFFECTED BY THE WORK SHALL BE FINISHED AS REQUIRED TO MATCH THE ADJACENT FINISHED SURFACES.
7. ALL DEMOLITION DEBRIS SHALL BE DISPOSED OF IN A MANNER ACCEPTABLE TO THE REGULATORY AGENCY HAVING JURISDICTION.
8. CONTRACTOR SHALL INSTALL FENCING TO SECURE WORK AREA, DETERMINE LOCATION OF PROJECT LIMITS, PROVIDE FINISHED GATES TO ADJACENT AREAS, PROVIDE EASY ACCESS TO SITE FOR ALL CONSTRUCTION ACTIVITIES TO OCCUR.
9. CONTRACTOR SHALL EMPLOY DUST REDUCTION MEASURES WHEN PERFORMING DEMOLITION, GRADING, OR EXCAVATION WORK ON SITE.
10. REFERENCE CIVIL DRAWINGS FOR GENERAL INFORMATION REGARDING THE DEMOLITION/NEW WORK.



STENGENL-HILL ARCHITECTURE


613 WEST MAIN STREET
LOUISVILLE, KENTUCKY 40202

502.893.1875

502.893.1876 fax




Structural Engineering



Mechanical/Electrical Engineering



Interior Design

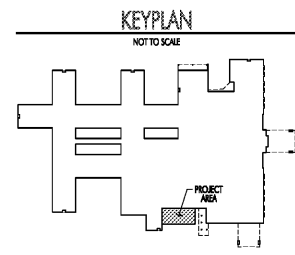


PARTIAL DEMOLITION SITE/FLOOR PLAN
CATH LAB SUITE ADDITION
CLARK REGIONAL MEDICAL CENTER
WINCHESTER, KENTUCKY

AREA 'E'

CONSTRUCTION DRAWINGS

01 PARTIAL DEMOLITION SITE/FLOOR PLAN - AREA 'E'
VP-110'



30 DECEMBER 2019
CM1807

A1.0