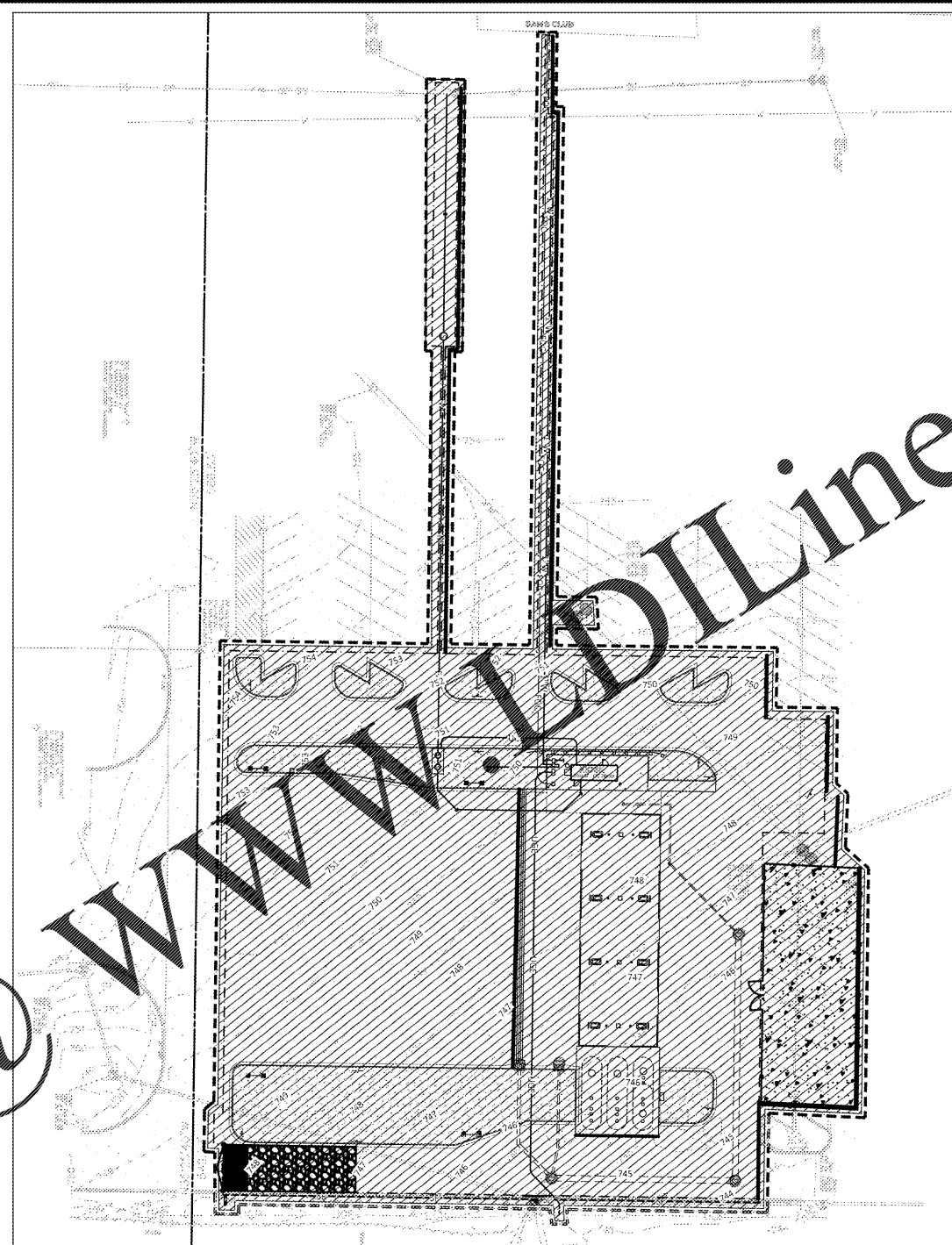
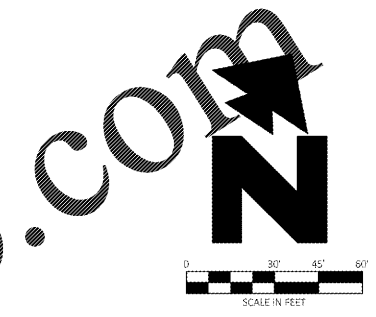


PHASE 1 LIMITS OF WORK
N.T.S



PHASE 2 LIMITS OF WORK
N.T.S



LEGEND

LIMITS OF DISTURBANCE	
---	PERMITTED LIMITS OF DISTURBANCE
▨	LIMITS OF WORK

SWPPP IMPLEMENTATION SEQUENCE

NOTE: UPON IMPLEMENTATION AND INSTALLATION OF THE FOLLOWING AREAS: TRAILER, PAVING, LAY DOWN, POT, WHEEL WASH, CONCRETE WASHOUT, MASON'S AREA, FUEL AND MATERIAL STORAGE AREAS/CONTAINERS, WASTE CONTAINERS, ETC. IMMEDIATELY DENOTE THEM ON THE SITE MAPS AND NOTE ANY CHANGES IN LOCATION AS THEY OCCUR THROUGHOUT CONSTRUCTION. IN ADDITION, NOTE ALL AREAS WHERE FILL IS IMPORTED FROM OR SOIL IS EXPORTED TO ON THE SITE MAPS.

NOTE: DOWN SLOPE PROTECTIVE MEASURES MUST ALWAYS BE IN PLACE BEFORE SOIL IS DISTURBED. ACTIVITIES MUST BE COMPLETED IN THE ORDER OR SEQUENCE IN WHICH THEY ARE REQUIRED TO BE COMPLETED.

- PHASE 1**
1. INSTALL THE SWPPP INFORMATION SIGN AND POST REQUIRED TO ACCESS TO THE GENERAL PUBLIC WITHOUT ENTERING THE SITE.
 2. STAKE/FLAG THE LOD (WHERE STAKING IS NOT POSSIBLE/PRACTICAL, THE LOD MUST BE CONSPICUOUSLY AND PROMINENTLY MARKED TO DENOTE THE BOUNDARY. LOD MUST REMAIN CONSPICUOUSLY MARKED THROUGHOUT THE ENTIRE CONSTRUCTION PROJECT.
 3. INSTALL SILT FENCE SECTION 1 AS SHOWN ON THE SITE MAPS.
 4. INSTALL BIG RED SECTIONS 1-7.
 5. INSTALL CONSTRUCTION EXIT AS SHOWN ON SITE MAPS.
 6. INSTALL CONSTRUCTION FENCING AS SHOWN ON SITE MAPS.
 7. INSTALL INLET PROTECTION DEVICES AT ALL EXISTING INLETS AS SHOWN ON THE SITE MAPS.
 8. PREPARE TEMPORARY PARKING AND STORAGE AREA AND SET THE PROJECT OFFICE TRAILER.

9. HALT ALL ACTIVITIES
CONTACT THE CEC TO PERFORM INSPECTION AND CERTIFICATION OF BMPs. BMP CERTIFICATION MUST OCCUR BEFORE STORMWATER PRE-CONSTRUCTION MEETING. (THIS MAY BE SCHEDULED IN ADVANCE, IN ANTICIPATION OF THE EXPECTED DATE WHEN THE ABOVE SEQUENCE ITEMS WILL BE COMPLETED.)

ALL EXCEPTIONS NOTED ON THE BMP CERTIFICATION FORM MUST BE ADDED AS DEFICIENCIES WITHIN THE BMP CERTIFICATION FORM AND RESOLVED WITHIN 24-HOURS. BMPs MUST NOT BE CERTIFIED IF ONE OR MORE OF THE EXCEPTIONS WILL NOT BE RESOLVED WITHIN 24-HOURS OF THE BMP CERTIFICATION BY THE CEC.

IF THE CEC IS UNABLE TO CERTIFY THAT SITE CONDITIONS ARE PER PLANS AND SPECIFICATIONS, THE CERTIFICATION OF BMPs MUST BE RESCHEDULED. THE STORMWATER PRE-CONSTRUCTION MEETING MAY ONLY OCCUR AFTER BMPs CAN BE CERTIFIED.

GENERAL CONTRACTOR SHALL SCHEDULE AND CONDUCT THE STORMWATER PRE-CONSTRUCTION MEETING WITH THE CEC, OWNER'S CONSTRUCTION MANAGER, AGENCIES AND SUBCONTRACTORS BEFORE PROCEEDING WITH CONSTRUCTION.

DAILY STORMWATER INSPECTION REPORTS IN THE ONLINE SWPPP REPORTING SYSTEM PROVIDED BY THE OWNER MUST START ON THE NEXT BUSINESS DAY AFTER THE SITE BMPs & PRECONSTRUCTION MEETING CERTIFICATION IS SIGNED/CERTIFIED BY THE CEC.

- PHASE 2**
1. BEGIN DEMOLITION OF EXISTING SITE FEATURES AS SHOWN ON THE SITE MAPS. (PHASE DEMOLITION TO THE MAXIMUM EXTENT PRACTICAL TO MINIMIZE THE AMOUNT OF AREA DISTURBED AT ANY POINT IN TIME).
 2. BEGIN GRADING THE SITE.
 3. START CONSTRUCTION OF BUILDING PAD AND STRUCTURES.
 4. AS GRADING PROGRESSES, INSTALL BIG REDS AT ALL NEWLY CONSTRUCTED ENTRANCES.
 5. TEMPORARILY STABILIZE THROUGHOUT CONSTRUCTION IMMEDIATELY FOLLOWING THE COMPLETION OF THE MOST RECENT LAND DISTURBING/GRADING ACTIVITY. ANY DISTURBED AREAS, INCLUDING MATERIAL STOCKPILES THAT ARE SCHEDULED OR LIKELY TO REMAIN INACTIVE FOR 14 DAYS OR MORE.
 6. INSTALL BIG RED SECTION 8 - 10 PRIOR TO UTILITY WORK.
 7. INSTALL UTILITIES: UNDERDRAINS, STORM SEWERS, CURBS AND GUTTERS.
 8. IMMEDIATELY PERMANENTLY STABILIZE AREAS TO BE VEGETATED AS THEY ARE BROUGHT TO FINAL GRADE.
 9. INSTALL INLET PROTECTION AT ALL STORM SEWER STRUCTURES AS EACH INLET STRUCTURE IS INSTALLED.
 10. REMOVE CONSTRUCTION EXIT PRIOR TO PAVING OPERATIONS.
 11. REMOVE AND REPLACE BIG REDS AT THE END OF EACH WORKDAY AS PAVING OPERATION.
 12. PREPARE SITE FOR PAVING.
 13. PAVE SITE.
 14. INSTALL APPROPRIATE INLET PROTECTION DEVICES FOR PAVED AREAS AS WORK PROGRESSES, PER BMP DETAILS.
 15. COMPLETE GRADING AND INSTALLATION OF PERMANENT STABILIZATION OVER ALL DISTURBED AREAS.
 16. OBTAIN CONCURRENCE FROM THE OWNER CONSTRUCTION MANAGER (CM) THAT THE SITE HAS BEEN FULLY STABILIZED AND ALL CONSTRUCTION HAS BEEN COMPLETED, THEN:
 - A. REMOVE ALL REMAINING TEMPORARY EROSION AND SEDIMENT CONTROL BEST MANAGEMENT PRACTICES (BMPs).
 - B. STABILIZE ANY AREAS DISTURBED BY THE REMOVAL OF TEMPORARY BMPs, AND
 - C. ASK THE CM TO CONTACT THE CEC TO COMPLETE THE CEC PRE-NOT SITE INSPECTION AND REPORT (ONLY CM MAY DO THIS).
 17. CONTINUE DAILY INSPECTIONS AND REPORTS UNTIL THE CM FINAL DAILY INSPECTION REPORT, MARKED READY TO TERMINATE PERMIT, IS SIGNED BY THE CONSTRUCTION MANAGER AND SUBMITTED VIA THE ONLINE SWPPP REPORTING SYSTEM PROVIDED BY THE OWNER.

NOTE: THE GENERAL CONTRACTOR MAY COMPLETE CONSTRUCTION-RELATED ACTIVITIES CONCURRENTLY, ONLY IF ALL PRECEDING BMPs AND STABILIZATION ACTIVITIES HAVE BEEN COMPLETELY INSTALLED. BMP-RELATED STEPS IN THE ABOVE SEQUENCE ARE BOLDED FOR CLARITY. THE CEC MUST APPROVE, IN WRITING, ANY CHANGES IN THE ABOVE SWPPP IMPLEMENTATION SEQUENCE, BEFORE THEIR IMPLEMENTATION BEGINS.

THE ESTIMATED DATES OF IMPLEMENTATION OF POLLUTION CONTROL MEASURES SHALL BE DOCUMENTED BY THE CONTRACTOR ON THE SOIL EROSION/SEDIMENTATION CONTROL OPERATION TIME SCHEDULE ON SHEET 09.4.

MINIMIZATION OF DISTURBED AREAS:

1. CONTRACTOR SHALL MANAGE CONSTRUCTION ACTIVITIES TO REDUCE EROSION AND RETAIN SEDIMENT AND OTHER POLLUTANTS IN THE SOIL AT THE CONSTRUCTION SITE.
2. CONTRACTOR SHALL MINIMIZE THE TIME BARE SOIL IS EXPOSED.
3. CONTRACTOR SHALL MINIMIZE SITE DISTURBANCE BY MINIMIZING THE EXTENT OF GRADING AND CLEARING TO EFFECTIVELY REDUCE SEDIMENT YIELD.

NOTE TO GC: OWNER HAS AUTHORITY AT ANY TIME TO LIMIT SURFACE AREA OF ERODIBLE EARTH MATERIAL, EXPOSED BY CLEARING AND GRADING, EROSION, BORROW, AND EMBANKMENT OPERATIONS AND TO DIRECT THE GC TO PROVIDE IMMEDIATE PERMANENT OR TEMPORARY POLLUTION CONTROL MEASURES.

DEVELOPER/OWNER:
WALMART INC.
702 SW 8TH STREET, MAIL STOP 0505
BENTONVILLE, AR 72716-0505
479-204-3314

SITE OPERATOR/GENERAL CONTRACTOR:

SUPERINTENDENT:

IMPORTANT: GC MUST SIGN ALL PLAN SHEETS AND ANY NEW PLAN SHEETS ISSUED BY THE CEC.

SWPPP IMPLEMENTATION AND LIMITS OF WORK


REVISIONS

NO.	DATE	DESCRIPTION

CEC Engineering Associates, Inc.
ENGINEERS • PLANNERS • SURVEYORS
LANDSCAPE ARCHITECTS • ENVIRONMENTAL SCIENTISTS

7445 N. Ingram Ave., Suite 107
Fresno, CA 93711
(559)442-3119
FAX: (559)442-3129

SAMS CLUB FUEL STATION #6463-502
SWPPP IMPLEMENTATION AND LIMITS OF WORK
3812 LIBERTY HWY #6
ANDERSON SOUTH CAROLINA



INITIAL DESIGN	11/7/19		
DATE	DATE		
JOG	JPD	JAP	OV
DPOR	PM	DES	DRW

JOB NO.: 31076	
DWS NAME: 31076-SWPPP	
DATE	SHEET NO.
11/7/19	
12:19 PM	
REV-0	SW1

JOB # 31076.DRAWING: 31076-SWPPP.dwg LAST SAVED BY: CEFERRINS