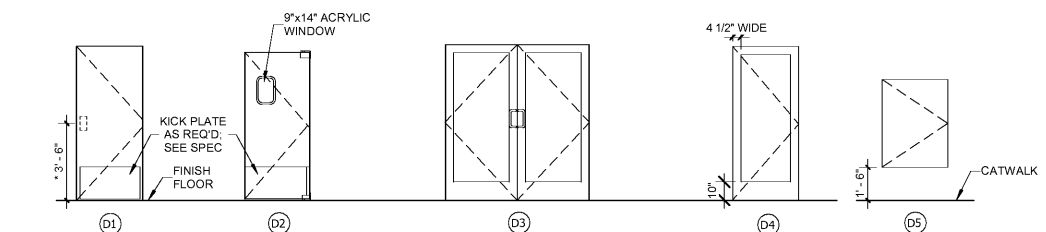
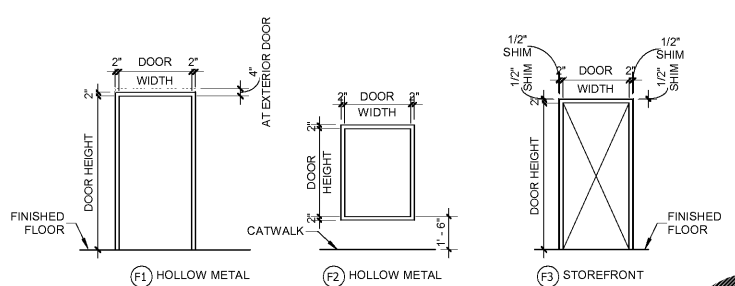


DOOR SCHEDULE												
MARK	LOCATION	DOOR						FRAME			HDW SET	NOTES
		TYPE	WIDTH	HEIGHT	THICKNESS	MATERIAL	FINISH	TYPE	MATERIAL	FINISH		
100	EXTERIOR MAIN ENTRY	D3	6'-0"	7'-0"		ALUM/GL	FLUOR	F3	ALUM	FLUOR	E-1	
101	EXTERIOR / CORRIDOR	D4	3'-3"	7'-2"	0'-1 3/4"	ALUM/GL	FLUOR	F3	ALUM	FLUOR	E-2	3'-8"x7'-4 3/8" M.O. SEE STOREFRONT/CURTAINWALL NOTE #2
102	EXTERIOR / RECEIVING	D1	3'-7"	7'-0"	0'-1 3/4"	INSUL/HM	PT- **	F1	HM	PT-**	E-3	4'-0"x7'-4 3/8" M.O. **INT= PT-2, EXT= PT-4 (MATCH BLDG)
103	CORRIDOR / JANITOR'S ROOM	D1	3'-0"	6'-8"	0'-1 3/4"	SC/WOOD	PRE-FINISH	F1	HM	PT-1	P-1	
104	CORRIDOR / WOMEN'S ROOM	D1	3'-0"	6'-8"	0'-1 3/4"	SC/WOOD	PRE-FINISH	F1	HM	PT-1	P-3	
105	CORRIDOR / MEN'S ROOM	D1	3'-0"	6'-8"	0'-1 3/4"	SC/WOOD	PRE-FINISH	F1	HM	PT-1	P-2	
106	CORRIDOR / RECEIVING	D2	3'-0"	6'-8"	0'-1 3/4"	ELIASON	PRE-FINISH	F1	HM	PT-1	P-6	*SEE ELIASON DOOR SPEC. PROVIDE DOOR STOP & PULL
107	RETAIL / RECEIVING	D1	3'-0"	6'-8"	0'-1 3/4"	SC/WOOD	PRE-FINISH	F1	HM	PT-1	P-1	
108	RETAIL / MANAGER'S OFFICE	D1	3'-0"	6'-8"	0'-1 3/4"	SC/WOOD	PRE-FINISH	F1	HM	PT-1	O-1	
109	RECEIVING / HOT FOODS PREP	D2	3'-0"	6'-8"	0'-1"	ELIASON	PRE-FINISH	F1	HM	PT-1	*	*SEE ELIASON DOOR SPEC.
200	INTERIOR ACCESS DOOR	D5	3'-0"	4'-0"	0'-1 3/4"	HM	PT- **	F2	HM	PT-**	E-5	*EXT (REC SIDE) - PT-2, 8" SILL HEIGHT ABOVE CAT WALK
201	EXTERIOR / ATTIC	D1	3'-0"	7'-0"	0'-1 3/4"	INSUL/HM	PT- **	F1	HM	PT-**	E-4	**INT= PT-2, EXT= PT-4 (MATCH BLDG)
202	DRAFT STOP ACCESS DOOR	D5	3'-0"	6'-8"	0'-1 3/4"	STEEL	PRE-FINISH	F2	STEEL	PRE-FIN		SEE BELOW FOR SPECIFICATION, 1'-6" SILL HEIGHT ABOVE CATWALK
203	ATTIC / GABLE ACCESS	D5	3'-0"	4'-0"	0'-1 3/4"	INSUL/HM	PT- **	F2	HM	PRE-FIN	E-5	
204	ATTIC / FRONT GABLE	D5	3'-0"	4'-0"	0'-1 3/4"	INSUL/HM	PT- **	F2	HM	PRE-FIN	E-5	**INT= PT-2, EXT= PT-4 (MATCH BLDG)

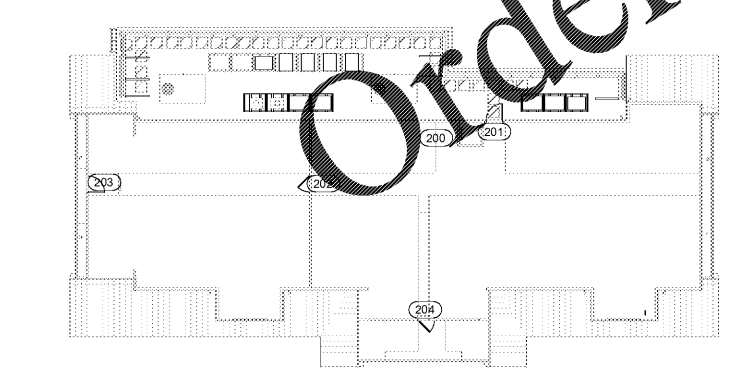


* INDICATES MOUNTING HEIGHT OF ALL DOOR LEVERS, PUSH & PULL HANDLES, AND EXIT DEVICES

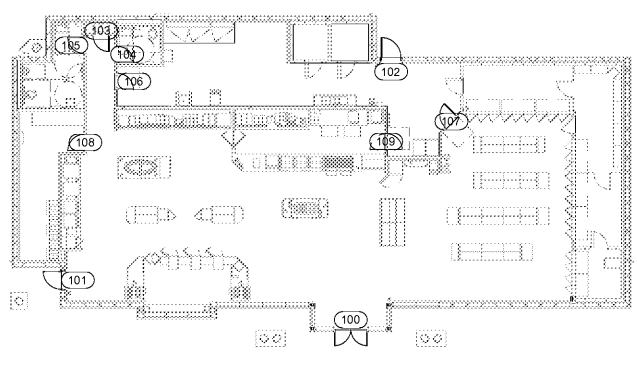
1 DOOR TYPES
1/4" = 1'-0"



6 FRAME TYPES
1/4" = 1'-0"



5 DOOR TAG KEY PLAN - ATTIC
1/16" = 1'-0"



4 DOOR TAG KEY PLAN - FIRST FLOOR
1/16" = 1'-0"

DOOR HARDWARE SCHEDULE

NOTE: ALL HARDWARE SETS LISTED BELOW MAY NOT APPEAR IN PLANS. SEE DOOR SCHEDULE FOR APPLICABLE SETS.

E-1 (DOUBLE DOORS, BY ALUM. MFG.)

- 3 PAIR BUTTS
- 2 CLOSERS
- 2 PULL BARS
- 2 PUSH BARS
- 1 NARROW DEADBOLT
- 1 SET WEATHER STRIPS
- 1 CYLINDER HOUSING
- 1 THRESHOLD
- 2 BOTTOM SWEEPS
- 1 SET FLUSH BOLT

- STANLEY #BB199 4-1/2" X 4-1/2" NRP X 32D
- LCN 4040XP SERIES WITH PARALLEL ARM X ALUM FINISH
- KAWNEER #C09 X 32D
- KAWNEER #CP11 X 32D
- ADAMS RITE MS1950 SERIES DEADBOLT X ALUM FINISH
- BY MANUFACTURER
- SMALL FORMAT I.C. CORE X 26D W/ TEMP CONST. CORE & KEYS
- HAGER 426S
- HAGER 750S N X 36" X ALUM
- KAWNEER TOP / BOTTOM

E-2 (SINGLE ENTRANCE DOOR, BY ALUM MFG.)

- CONTINUOUS HINGE
- 1 CLOSER
- 1 PULL BAR
- 1 EXIT DEVICE
- 1 SET WEATHER STRIPS
- 1 CYLINDER HOUSING
- 1 THRESHOLD
- 1 BOTTOM SWEEP
- 1 DOOR STOP

- HAGER 780-112 HD X 83"
- LCN 4040XP SERIES WITH PARALLEL ARM X ALUM FINISH
- KAWNEER #C09 X 32D
- ADAMS RITE 8400 SERIES NARROW STILE MORTISE EXIT DEVICE (84-1-4-C US32)
- BY MANUFACTURER
- SMALL FORMAT I.C. CORE X 26D W/ TEMP CONST. CORE & KEYS
- HAGER 426S
- HAGER 750S N X 36" X ALUM
- HAGER 26375 (ONLY REQUIRED) FOR SITE WITH A SIDE DOOR)

E-3 (EXTERIOR RECEIVING)

- CONTINUOUS HINGE
- 1 RIM EXIT DEVICE
- 1 RIM EXIT DEVICE
- 1 CLOSER
- 1 CYLINDER HOUSING
- 2 DOOR PULL (INT & EXT)
- 1 DRIP CAP
- 1 SET WEATHER STRIPS
- 1 BOTTOM SWEEP
- 1 STORM CHAIN
- 1 THRESHOLD
- 1 KICK PLATE

- HAGER 780-112 HD X 83"
- DETEX #ECL-230X (FOR DOOR WIDTHS LESS THAN OR EQUAL TO 36")
- DETEX #ECL-230X-PH (FOR DOOR WIDTHS GREATER THAN 36")
- LCN 4040XP SERIES ALUM FINISH
- SMALL FORMAT I.C. CORE X 26D W/ TEMP CONST CORE & KEYS
- HAGER #7N X US26D
- HAGER #810S X 48"
- HAGER 870S N X (WIDTH X HEIGHT) X ALUM
- HAGER #750S N X (WIDTH) X ALUM
- HAGER 300D
- HAGER 426S
- HAGER #K193S 24" X 2" LESS DOOR WIDTH X US32D

E-4 (EXTERIOR ATTIC DOOR)

- 1 PAIR BUTTS
- 1 PASSAGE SET
- 1 DEADLOCK
- 1 SET WEATHER STRIPS
- 1 CLOSER
- 1 BOTTOM SWEEP
- 1 DRIP CAP
- 1 THRESHOLD
- 1 ADJUSTABLE DOOR SHOE
- 1 CYLINDER HOUSING

- STANLEY #BB199 4-1/2" X 4-1/2" NRP X 32D
- CORBIN RUSSWIN CL310
- FALCON #D231 SGL CLOSER X 2" (ACCEPT SMALL FORMAT I.C. CORE)
- HAGER #810S X 48"
- LCN 4040XP SERIES PARALLEL ARM X ALUM FINISH
- HAGER #750S N X (WIDTH) X ALUM
- HAGER #810S X 48"
- FALCO #95518 N X 2" EXT2 3/4" EXTENDER
- PERI #216-PK
- SMALL FORMAT I.C. CORE X 26D W/ TEMP CONST CORE & KEYS

E-5 (INTERIOR ACCESS DOOR & GABLE ACCESS DOOR)

- 1 PAIR BUTTS
- 1 PASSAGE SET
- 1 SET SILENCERS
- 1 SET WEATHER STRIP

- STANLEY #BB191 - 4-1/2" X 4-1/2" X NRP X 32D
- CORBIN RUSSWIN CL310
- HAGER #307D GRAY
- HAGER 870S N X (WIDTH X HEIGHT) X ALUM

O-1 (MANAGER'S OFFICE DOOR)

- 1 PAIR BUTTS
- 1 PASSAGE SET
- 1 KICK PLATE
- 1 FLOOR STOP
- 3 SILENCERS

- STANLEY #BB179 - 4-1/2" X 4-1/2" X US26D
- CORBIN RUSSWIN CL310
- HAGER K193S 24" X 34" X US32D
- HAGER #241F X US26D
- HAGER 307D X GRAY

O-2 (OFFICE POCKET DOOR)

- 1 LOCK SET
- 1 KICK PLATE

- JOHNSON POCKET DOOR TUBE LATCH PRIVACY LOCK, MODEL #1534 15P1
- HAGER #K193S 24" X 34" X US32D

P-1 (RETAIL/RECEIVING DOOR)

- 1 1/2 PAIR BUTTS
- 1 CLOSER
- 1 ELECTRIC LATCH SET
- 3 SILENCERS
- 1 KICK PLATE
- 1 FLOOR STOP

- STANLEY #BB179 - 4-1/2" X 4-1/2" X US26D
- LCN 4040XP SERIES WITH PARALLEL ARM CLOSER (MOUNTED ON LEAST VISIBLE SIDE)
- SCHLAGE CO-100-CY-70-KP-626-RD
- HAGER #307D 24" X 34" X US26D
- ROCKWOOD #K1050 24" X 34" X US26D
- HAGER #241F X US26D

P-2 (TOILET ROOM DOORS)

- 1 1/2 PAIR BUTTS
- 1 CLOSER
- 1 PUSH PLATE
- 2 KICK PLATE (1 EACH)
- 1 FLOOR STOP
- 3 SILENCERS

- STANLEY #BB179 - 4-1/2" X 4-1/2" X US26D
- LCN 4040XP SERIES WITH PARALLEL ARM CLOSER (MOUNTED ON LEAST VISIBLE SIDE)
- HAGER #305 6" X 16" X US32D
- HAGER #4J (H) X US32D (H= ADA APPROVED)
- HAGER #193S 24" X 34" X US32D
- HAGER 241F X US26D
- HAGER #307D X GRAY

P-3 (TOILET ROOM - SINGLE USE DOORS)

- 1 1/2 PAIR BUTTS
- 1 DEADLOCK
- 1 CLOSER
- 1 PUSH PLATE
- 1 PULL
- 2 KICK PLATE (1 EACH)
- 1 FLOOR STOP
- 3 SILENCERS

- STANLEY #BB179 - 4-1/2" X 4-1/2" X US26D
- LCN 4040XP SERIES WITH PARALLEL ARM CLOSER (MOUNTED ON LEAST VISIBLE SIDE)
- HAGER #305 6" X 16" X US32D
- HAGER #4J (H) X US32D (H= ADA APPROVED)
- HAGER #193S 24" X 34" X US32D (1 EACH SIDE)
- HAGER #241F X US26D
- HAGER 307D X GRAY

P-4 (PASSAGE DOORS)

- 1 1/2 PAIR BUTTS
- 1 CLOSER
- 1 PASSAGE SET
- 2 KICK PLATES
- 1 FLOOR STOP
- 3 SILENCERS

- STANLEY #BB179 - 4-1/2" X 4-1/2" X US26D
- LCN 4040XP SERIES WITH PARALLEL ARM CLOSER (MOUNTED ON LEAST VISIBLE SIDE)
- CORBIN RUSSWIN CL310
- HAGER #193S 24" X 34" X US32D (1 EACH SIDE)
- HAGER #241F X US26D
- HAGER #307D X GRAY

P-5 (PASSAGE DOOR)

- 1 1/2 PAIR BUTTS
- 1 PASSAGE SET
- 1 KICK PLATE
- 1 FLOOR STOP
- 3 SILENCERS

- STANLEY #BB179 - 4-1/2" X 4-1/2" X US26D
- CORBIN RUSSWIN CL310
- HAGER #193S 24" X 34" X US32D
- HAGER #241F X US26D
- HAGER #307D X GRAY

DOOR & FRAME NOTES

INTERIOR DOORS

- ALL INTERIOR DOORS SHALL BE FLUSH FACE WDMA PREMIUM GRADE, SOLID CORE, PLAIN SLICED WITH BOOK MATCHED GRAIN 5-PLY BIRCH VENEER WOOD DOORS FACTORY PRE-FINISHED WITH CLEAR POLY UNLESS OTHERWISE NOTED.
- HM FRAMES SHALL BE 16 GAUGE SHOP PRIMED STEEL DOOR FRAMES, REINFORCED AS REQUIRED TO RECEIVE HARDWARE. PROVIDE KNOCKDOWN FRAMES @ INTERIOR LOCATIONS

EXTERIOR DOORS

- STEEL DOORS TO COMPLY WITH STEEL DOOR INSTITUTE SD-100, GRADE III, EXTRA HEAVY DUTY, INSULATION R-11 URETHANE INSULATION) INSULATION COMPLIANCE WITH SD-105. FRAMES SHALL BE HOT GALVANIZED & WELDED @ ALL EXTERIOR LOCATIONS.
- USE A600 FOR COLORS OF EXTERIOR ITEMS SCHEDULE TO BE PAINTED.

ATTIC DOORS

- PROVIDE STANLEY DURASTORM 2000 SERIES AUTOMATIC SLIDING DOOR WITH EMERGENCY BREAKOUT
- COLOR: "BONE WHITE"
- PROVIDE 10" BOTTOM RAIL
- DEADLOCKS: PROVIDE STANDARD DEADBOLT OPERATION BY EXTERIOR & INTERIOR CYLINDER ALLOW FOR SMALL FORMAT I.C. CORE X 26D WITH TEMP. CONSTRUCTION CORE & KEYS.

ELIASON SCP-6 DOOR SPEC (BY CFI)

- DOOR BODY: 0.75" EXTERIOR GRADE SOLID WOOD CORE, 1" TOTAL DOOR THICKNESS
- FINISH LAMINATE: .032" WILSONART FUSION MAPLE (7909) BOTH SIDES
- EDGE TRIM 20 GAUGE STAINLESS STEEL
- BACK CHANNEL: 20 GAUGE STAINLESS STEEL
- HARDWARE BY ELIASON - TO INCLUDE PULL HANDLE ON UTILITY ROOM SIDE & RUBBER BUMPER STOP FOR SINGLE SWING INTO UTILITY ROOM AT DOORS INDICATED IN DOOR SCHEDULE.

ELIASON SCP-6 DOOR SPEC (BY CFI)

- DOOR BODY: 0.75" EXTERIOR GRADE SOLID WOOD CORE, 1" TOTAL DOOR THICKNESS
- FINISH LAMINATE: .032" WILSONART FUSION MAPLE (7909) BOTH SIDES
- EDGE TRIM 20 GAUGE STAINLESS STEEL
- BACK CHANNEL: 20 GAUGE STAINLESS STEEL
- HARDWARE BY ELIASON - TO INCLUDE PULL HANDLE ON UTILITY ROOM SIDE & RUBBER BUMPER STOP FOR SINGLE SWING INTO UTILITY ROOM AT DOORS INDICATED IN DOOR SCHEDULE.

ATTIC DRAFT STOP DOOR

- BASIS-OF-DESIGN PRODUCT: CENDREX DRD SERIES, NO SUBSTITUTIONS
- ASSEMBLY DESCRIPTION: FABRICATE DOOR TO FIT FLUSH TO FRAME. PROVIDE MANUFACTURER'S STANDARD-WIDTH EXPOSED FLANGE, PROPORTIONAL TO DOOR SIZE.
- LOCATION: DRAFT STOP WALL IN ATTIC SPACE.
- DOOR SIZE: REFER TO DRAWINGS.
- STEEL SHEET FOR DOOR: 16 GA. COLD ROLLED STEEL
- FRAME MATERIAL: 16 GA. COLD ROLLED STEEL
- FINISH: MANUFACTURER'S STANDARD WHITE POWDER COAT.
- HINGES: STANDARD CONTINUOUS PIANO HINGE
- HARDWARE: L HANDLE/4" HANDLE OPERATED SLAM LATCH
- STANDARD SELF CLOSING SPRING DOOR CLOSER
- WEATHER TIGHT GASKETS.

HFA
HARRISON FRENCH & ASSOCIATES, LTD.
508.528.0770
31 Hayward Street
Franklin, Massachusetts 02038
www.hfa-ac.com

STIPULATION FOR REUSE
THIS DOCUMENT IS THE PROPERTY OF HARRISON FRENCH & ASSOCIATES, LTD. IT IS TO BE USED FOR THE PROJECT AND NOT TO BE REPRODUCED, COPIED, OR TRANSMITTED IN ANY FORM OR BY ANY MEANS, ELECTRONIC OR MECHANICAL, INCLUDING PHOTOCOPYING, RECORDING, OR BY ANY INFORMATION STORAGE AND RETRIEVAL SYSTEM. WITHOUT THE WRITTEN PERMISSION OF HARRISON FRENCH & ASSOCIATES, LTD. NO PART OF THIS DOCUMENT IS TO BE REPRODUCED OR TRANSMITTED IN ANY FORM OR BY ANY MEANS, ELECTRONIC OR MECHANICAL, INCLUDING PHOTOCOPYING, RECORDING, OR BY ANY INFORMATION STORAGE AND RETRIEVAL SYSTEM.

Cumberland
FOR LAUDERDALE, FL 33304
JOB NUMBER: 41-17-00410

ISSUE BLOCK	
90% CDs	05/10/19
100% SET	06/14/19
90% AIM4.0	08/14/19
100% AIM 4.0	09/11/19

CHECKED BY: JEO
DRAWN BY: ZC
DOCUMENT DATE: 09/11/19

STATE OF FLORIDA
JAMES E. CHAMBERS
REGISTERED ARCHITECT
ARS7371
Date: 2019/09/11 17:06:31 -0400
James E. Chambers, Architect
Licenses: ARS7371
Harrison French & Associates, LTD
CFLA 919-228-0100

DOOR & HARDWARE SCHEDULES

SHEET: A601