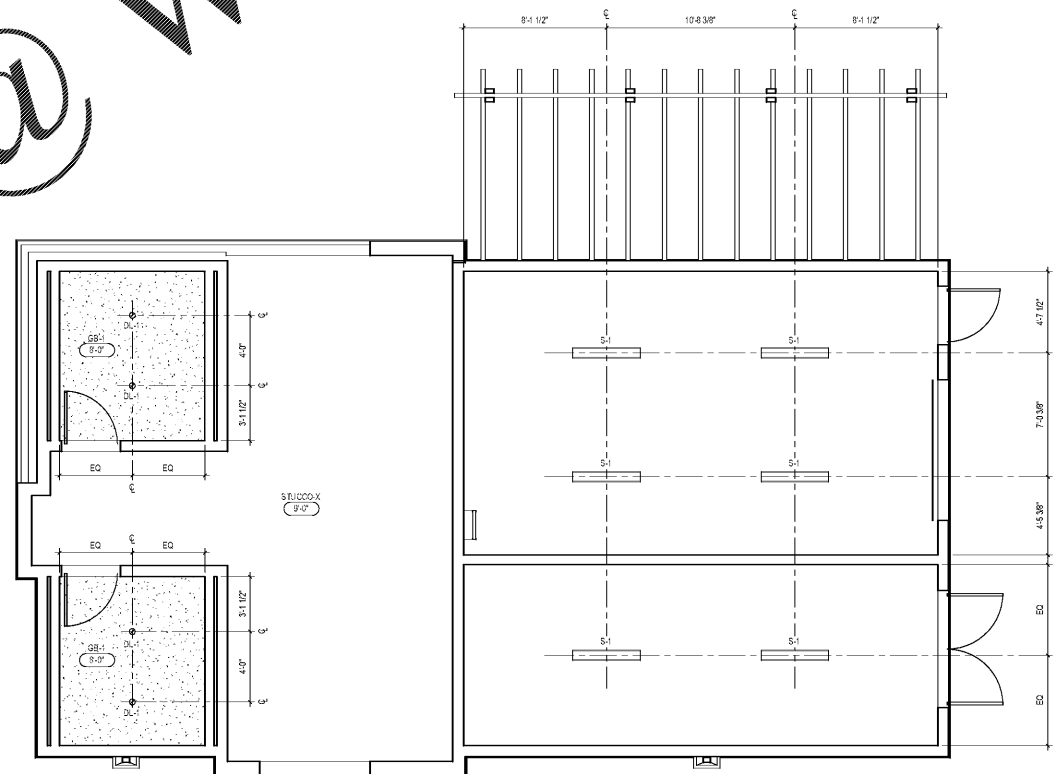
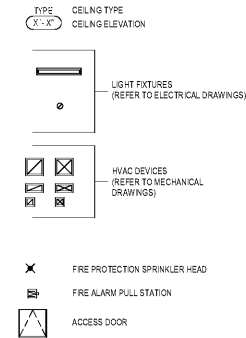


Order Plans @ www.LDILine.com

GENERAL RCP NOTES

- DO NOT SCALE DRAWINGS. IF DIMENSIONS CANNOT BE DETERMINED OR DOCUMENTS ARE IN CONFLICT, THE CONTRACTOR SHALL OBTAIN CLARIFICATION FROM THE ARCHITECT PRIOR TO CONTINUATION OF WORK.
- REFER TO PROJECT INFORMATION SHEET FOR MATERIAL / REFERENCE SYMBOLS AND ABBREVIATIONS.
- REFER TO MECHANICAL, ELECTRICAL, FIRE SUPPRESSION & TECHNOLOGY DRAWINGS FOR QUANTITY AND TYPE OF CEILING MOUNTED FIXTURES / DEVICES.
- ALL CEILING MOUNTED FIXTURES, DEVICES, ETC. ARE TO BE CENTERED WITHIN THE CEILING TILE, UNO.
- WHERE PENDANT LIGHT FIXTURES ARE UTILIZED, GENERAL CONTRACTOR TO PROVIDE APPROPRIATE BLOCKING FOR FIXTURE WEIGHT AND ASSEMBLY.
- PROVIDE CONTROL JOINTS @ 30'-0" O.C. MAX AT ALL GYPSUM BOARD BULKHEADS. LOCATE TO BE EVENLY SPACED OR TO ALIGN WITH COLUMN CENTERLINES, ADJACENT WALLS, OR OTHER ARCHITECTURAL ELEMENTS. REVIEW PROPOSED LOCATIONS WITH ARCHITECT PRIOR TO INSTALLATION.
- REFERENCE MECHANICAL AND ELECTRICAL DRAWINGS FOR MOUNTING LOCATIONS OF ITEMS WHERE NO CEILING ARE REQUIRED OR INDICATED.
- REFER TO ELECTRICAL DRAWINGS FOR LIGHTING FIXTURE SCHEDULE.
- REFER TO MECHANICAL DRAWINGS FOR DIFFUSER FINISH SCHEDULE.
- SPRINKLER HEADS WITHIN GYPSUM BOARD ARE TO BE FINELY CONCEALED WITH WHITE COVER PLATES. SPRINKLER LOCATIONS SHOWN ARE FOR PRELIMINARY INTENT. VERIFY LOCATION WITH FIRE MARSHALL PRIOR TO INSTALLATION.
- PROVIDE INDIVIDUAL SWITCHES FOR EACH LIGHT FIXTURE WITHIN AN ENCLOSED ROOM, UNO. GANG MULTIPLE SWITCHES WITHIN A SINGLE COVER PLATE, IF GANGING OF SWITCHES IS NOT POSSIBLE. INDIVIDUAL SWITCHES SHALL BE EVENLY SPACED. SWITCHES TO BE LOCATED AT THE SAME HEIGHT AS FIF.
- WHERE ACOUSTICAL CEILING IS TO BE INSTALLED, CENTER THE CEILING GRID WITHIN THE ROOM IN BOTH DIRECTIONS, UNO.



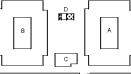
1 FIRST FLOOR REFLECTED CEILING PLAN
1/4" = 1'-0"

1925 Prospect Ave.
Orlando, FL 32814
P (407) 661-9100
F (407) 661-9101
www.rp.com



ARCHITECTS ENGINEERS PLANNERS
200 West Avenue, Suite 200, Palm Beach, FL 33480
Tel: 561.832.2222
Fax: 561.832.2222
www.ohm.com

SITE KEY:



CLIENT NAME
HUTTON DEVELOPMENT
756 Cherry Street
Chattanooga, TN 37402

PROJECT NAME
ROCKLEDGE FLATS - BUILDING D
220 Barton Boulevard
Rockledge, FL 32955

SHEET TITLE
FLOOR 1 REFLECTED CEILING PLAN

NOV 02, 2015

Revision Schedule	
No.	Description

PROJECT NO.	DATE	DESIGNER	CHECKED
21002	20/11/01		

A-701

GMP PRICING SET 15 NOVEMBER 2019