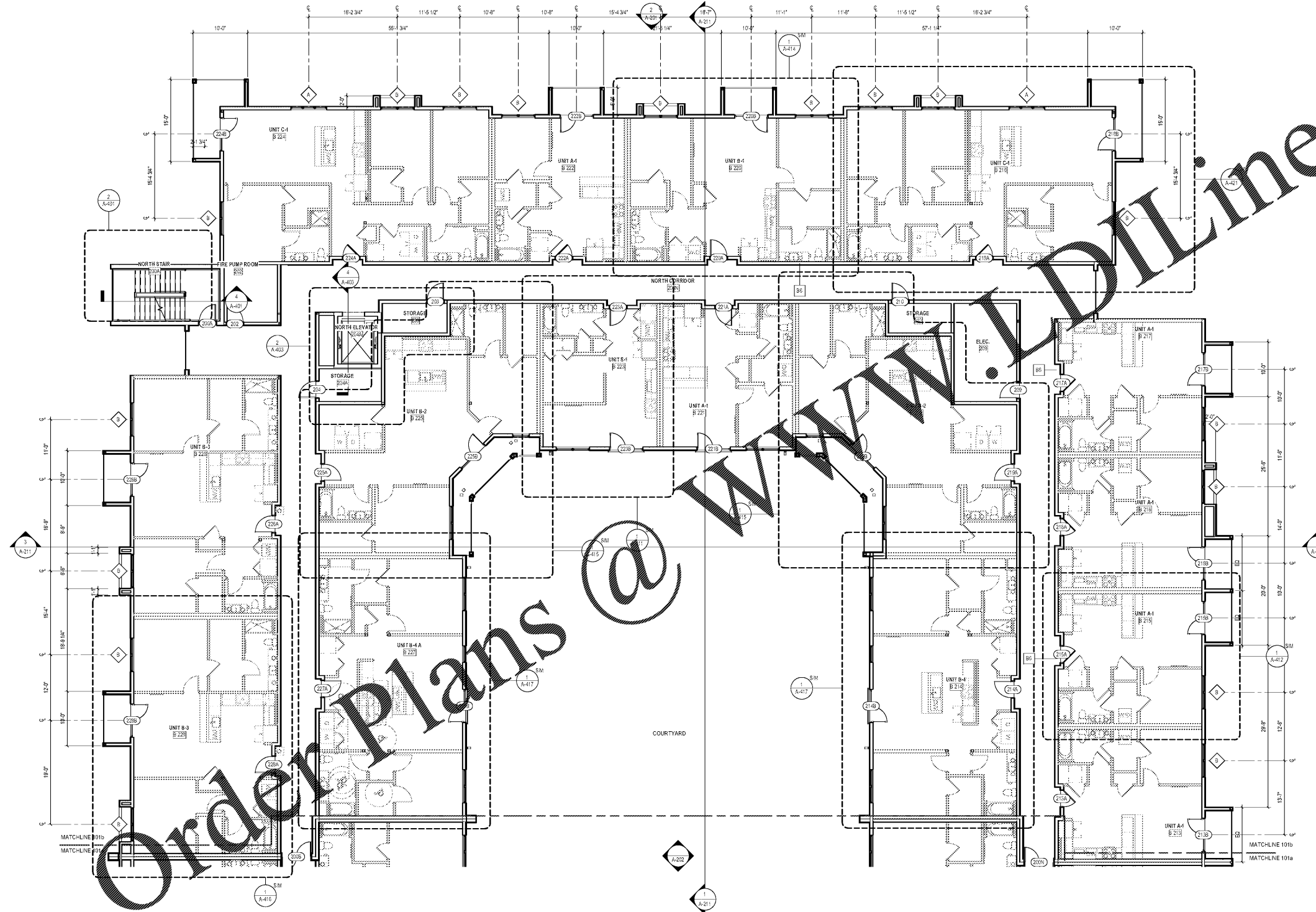


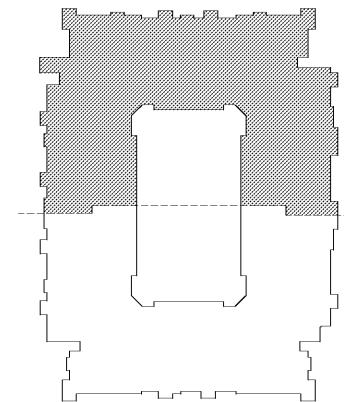
GENERAL PLAN NOTES

- 1 FIRST FLOOR REFERENCE ELEVATION 100'-0" ± XXXXX (XXXXX DATUM, REFER TO CIVIL.)
- 2 DO NOT SCALE DRAWINGS. IF DIMENSIONS CANNOT BE DETERMINED OR DOCUMENTS ARE IN CONFLICT, THE CONTRACTOR SHALL OBTAIN CLARIFICATION FROM THE ARCHITECT PRIOR TO CONTINUATION OF WORK.
- 3 REFER TO PROJECT INFORMATION SHEET FOR MATERIAL / REFERENCE SYMBOLS AND ABBREVIATIONS.
- 4 REFER TO LIFE SAFETY DRAWINGS (G-SERIES) FOR LOCATIONS AND EXTENTS OF RATED ASSEMBLIES, AS WELL AS FIRE EXTINGUISHER LOCATIONS. IF PARTITION DESIGNATION DISCREPANCY OCCURS BETWEEN THE CODE DRAWINGS AND FLOOR PLANS, PROVIDE THE PARTITION TYPE INDICATED WITH THE MOST STRINGENT REQUIREMENTS.
- 5 REFER TO A-000 SERIES FOR ALL INTERIOR PARTITION TYPES.
- 6 REFER TO A-000 SERIES FOR TOILET ACCESSORY MOUNTING DIAGRAMS.
- 7 REFER TO A-600 SERIES FOR DOOR INFORMATION AND DETAILS.
- 8 REFER TO A-600 SERIES FOR WINDOW TYPES AND DETAILS.
- 9 REFER TO A-600 SERIES FOR ROOM FINISH SCHEDULE.
- 10 ALL MASONRY DIMENSIONS ARE NOMINAL UNO.
- 11 PARTITION TYPE 'J' TO BE APPLIED TO ALL PARTITIONS EXCEPT ALL CONCRETE PERIMETER UNO.
- 12 ALL INTERIOR COLUMN WRAPS AND PARTITIONS TO BE 'K' UNO.





1 SECOND FLOOR PLAN - AREA B
1/8" = 1'-0"

KEY PLAN:



1925 Prospect Ave.
Orlando, FL 32814
P (407) 661-9100
F (407) 661-9101
www.rp.com



CLIENT NAME
HUTTON DEVELOPMENT

PROJECT NAME
ROCKLEDGE FLATS - BUILDING B
220 Baron Boulevard
Rockledge, FL 32955

SHEET TITLE
FLOOR 2 PLAN - AREA B

DATE
NOV 03, 2015

Revision Schedule	
No.	Description

PROJECT NO. 21002	DATE 20/01/01	DRAWN [Name]	CHECKED [Name]
----------------------	------------------	-----------------	-------------------

A-102b

GMP PRICING SET 15 NOVEMBER 2019