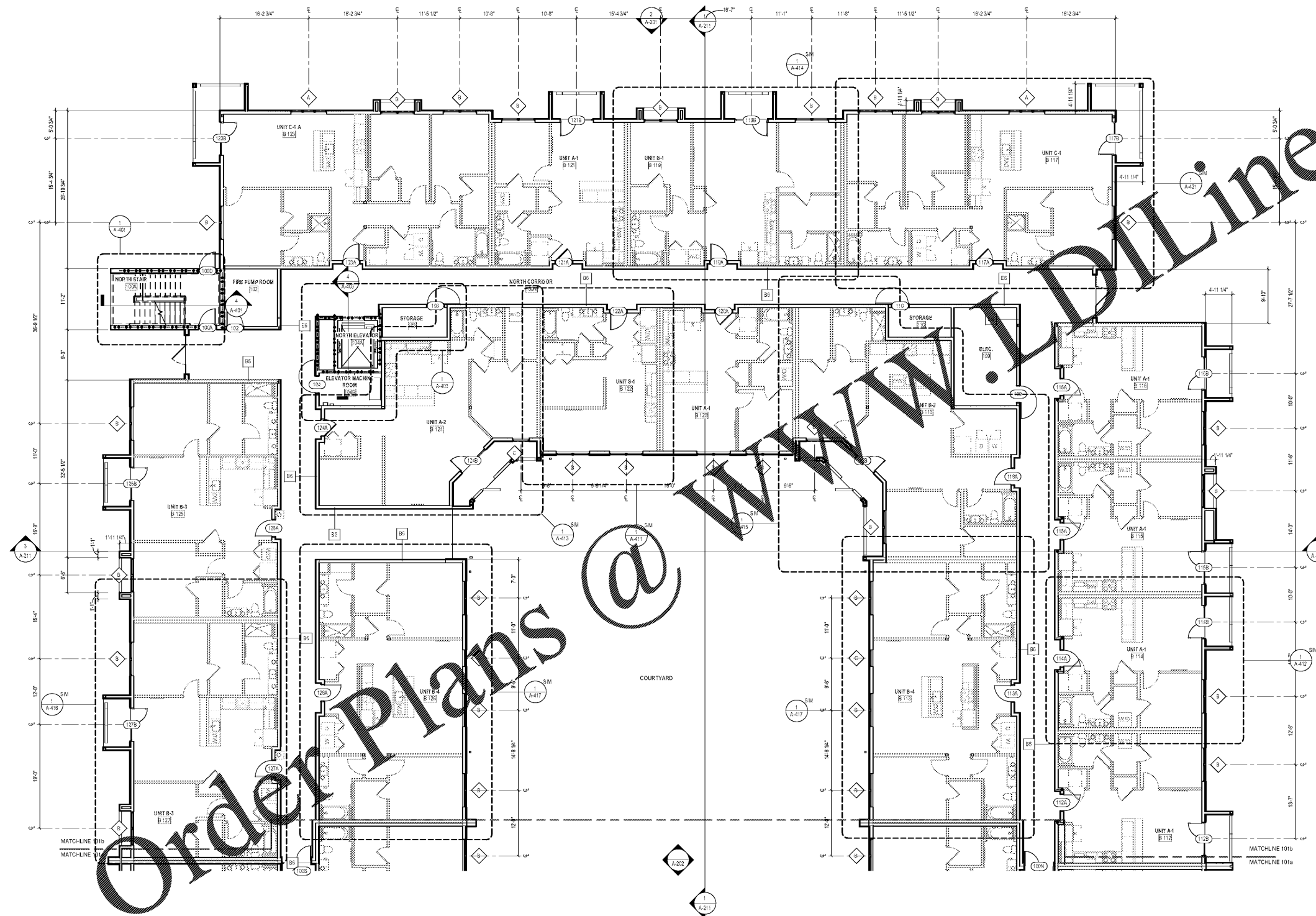


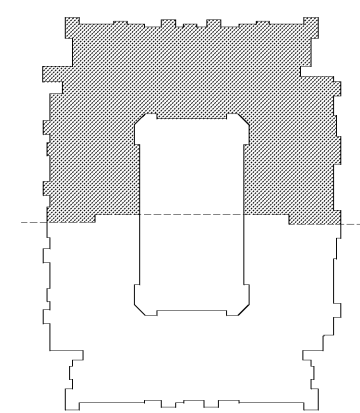
**GENERAL PLAN NOTES**

1. FIRST FLOOR REFERENCE ELEVATION 100'-0" = XXXXX (XXXXX DATUM, REFER TO CIVIL.)
2. DO NOT SCALE DRAWINGS. IF DIMENSIONS CANNOT BE DETERMINED OR DOCUMENTS ARE IN CONFLICT, THE CONTRACTOR SHALL OBTAIN CLARIFICATION FROM THE ARCHITECT PRIOR TO CONTINUATION OF WORK.
3. REFER TO PROJECT INFORMATION SHEET FOR MATERIAL / REFERENCE SYMBOLS AND ABBREVIATIONS.
4. REFER TO LIFE SAFETY DRAWINGS (G-SERIES) FOR LOCATIONS AND EXTENTS OF RATED ASSEMBLIES, AS WELL AS FIRE EXTINGUISHER LOCATIONS. IF PARTITION DESIGNATION DISCREPANCY OCCURS BETWEEN THE CODE DRAWINGS AND FLOOR PLANS, PROVIDE THE PARTITION TYPE INDICATED WITH THE MOST STRINGENT REQUIREMENTS.
5. REFER TO A-000 SERIES FOR ALL INTERIOR PARTITION TYPES.
6. REFER TO A-000 SERIES FOR TOILET ACCESSORY MOUNTING DIAGRAMS.
7. REFER TO A-600 SERIES FOR DOOR INFORMATION AND DETAILS.
8. REFER TO A-600 SERIES FOR WINDOW TYPES AND DETAILS.
9. REFER TO A-600 SERIES FOR ROOM FINISH SCHEDULE.
10. ALL MASONRY DIMENSIONS ARE NOMINAL UNDO.
11. PARTITION TYPE 'J' TO BE APPLIED TO ALL INTERIOR EXISTING WALLS UNLESS OTHERWISE NOTED.
12. ALL INTERIOR COLUMN WRAPS AND PARTITIONS TO BE 'K' UNDO.





1 FIRST FLOOR PLAN - AREA B  
1/8" = 1'-0"

**KEY PLAN:**



1925 Prospect Ave.  
Orlando, FL 32814  
P (407) 661-9100  
F (407) 661-9101  
www.rp.com



CLIENT NAME  
**HUTTON DEVELOPMENT**

PROJECT NAME  
**ROCKLEDGE FLATS - BUILDING B**  
220 Baron Boulevard  
Rockledge, FL 32955

SHEET TITLE  
**FLOOR 1 PLAN - AREA B**

NOV 03, 2015

Revision Schedule	
No.	Description

PROJECT NO. 21002	DATE 20/01/10	DESIGNER [Name]	CHECKED [Name]
----------------------	------------------	--------------------	-------------------

A-101b

GMP PRICING SET 15 NOVEMBER 2019