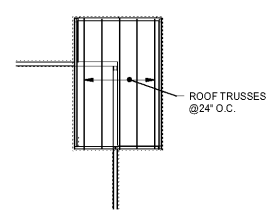
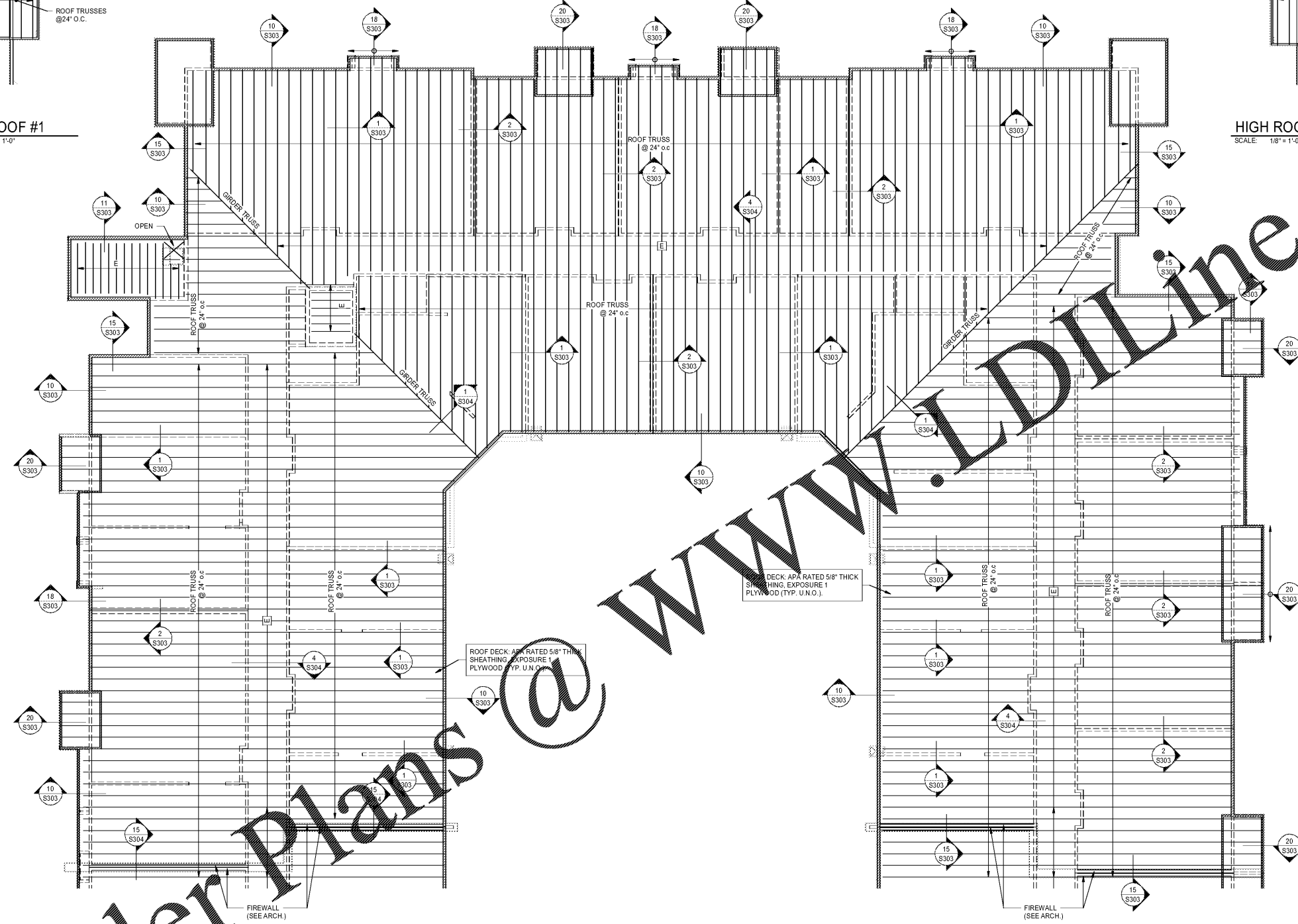


HIGH ROOF #1
SCALE: 1/8" = 1'-0"



HIGH ROOF #2
SCALE: 1/8" = 1'-0"



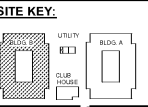
1 ROOF FRAMING PLAN - PART A
SCALE: 1/8" = 1'-0"

- NOTES:
- 1) SEE ARCH. DWGS. FOR ANY LOCATIONS AND/OR DIMENSION NOT SHOWN.
 - 2) REFER TO THE T.P. 1 "HIB-91 SUMMARY SHEET COMMENTARY AND RECOMMENDATIONS FOR HANDLING, INSTALLING, & BRACING METAL PLATE CONNECTED WOOD TRUSSES." INCLUDED IN THE DELIVERY PACKAGE.
 - 3) ALL BRUCKING AND BRACING TO BE JOB CUT AND FRAMED.
 - 4) FLOOR TRUSSES TO BE DESIGNED PER NOTES ON SHT. S001.
 - 5) SEE _____ FOR WOOD HEADERS.
 - 6) SEE _____ FOR TOP PLATE DETAIL.
 - 7) TRUSS BEARING ELEVATION = A.F.F.
 - 8) SEE _____ FOR STANDARD MASONRY LINTEL SCHEDULE.
 - 9) SEE _____ FOR THE NAILING SCHEDULE.
 - 10) SEE FOUNDATION PLAN FOR WALL FRAMING DESIGNATION.
 - 11) [Symbol] - INDICATES WOOD FLOOR FRAMING. SEE PLAN FOR FRAMING SCHEDULE.
 - 12) "B" - INDICATES WOOD BEAM. SEE PLAN FOR WOOD BEAM SCHEDULE.
 - 13) [Symbol] - INDICATES LOAD BEARING WOOD STUD WALLS.
 - 14) [Symbol] - INDICATES LOAD BEARING WOOD STUD WALLS BELOW.
 - 15) ALL FRAMING TO BE PLATFORM FRAMED (U.N.O.)

Order Plans @ www.dline.com

www.dline.com

1925 Prospect Ave.
Orlando, FL 32814
P (407) 661-9100
F (407) 661-9101
www.r.p.com



CLIENT NAME
HUTTON DEVELOPMENT

PROJECT NAME
ROCKLEDGE FLATS - BUILDING "B"
220 Baron Boulevard
Rockledge, FL 32955

SHEET TITLE
ROOF FRAMING PLAN - PART A



Revision Schedule	
No.	Description

PROJECT NO. 0540150010	CHECKED
DATE 20/09/20	CHECKER
DRAWN	

S152A

19181-RC19

GMP PRICING SET 15 NOVEMBER 2019