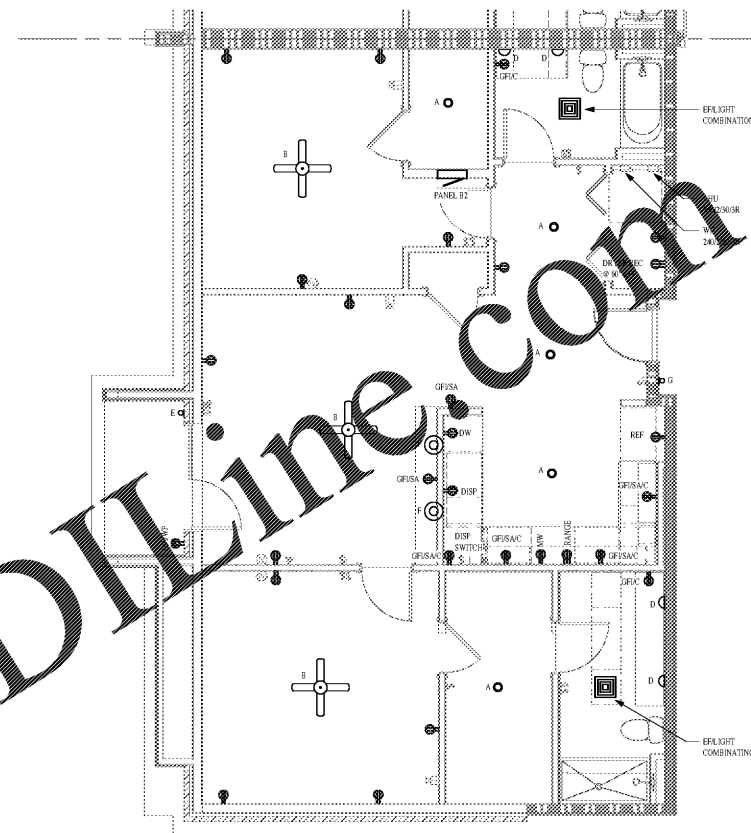
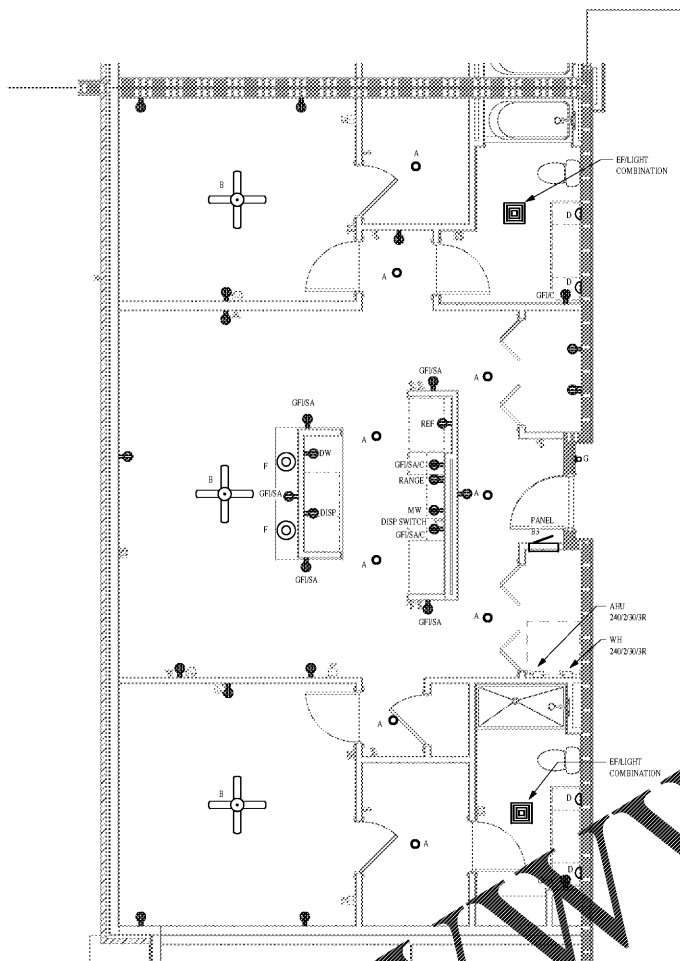
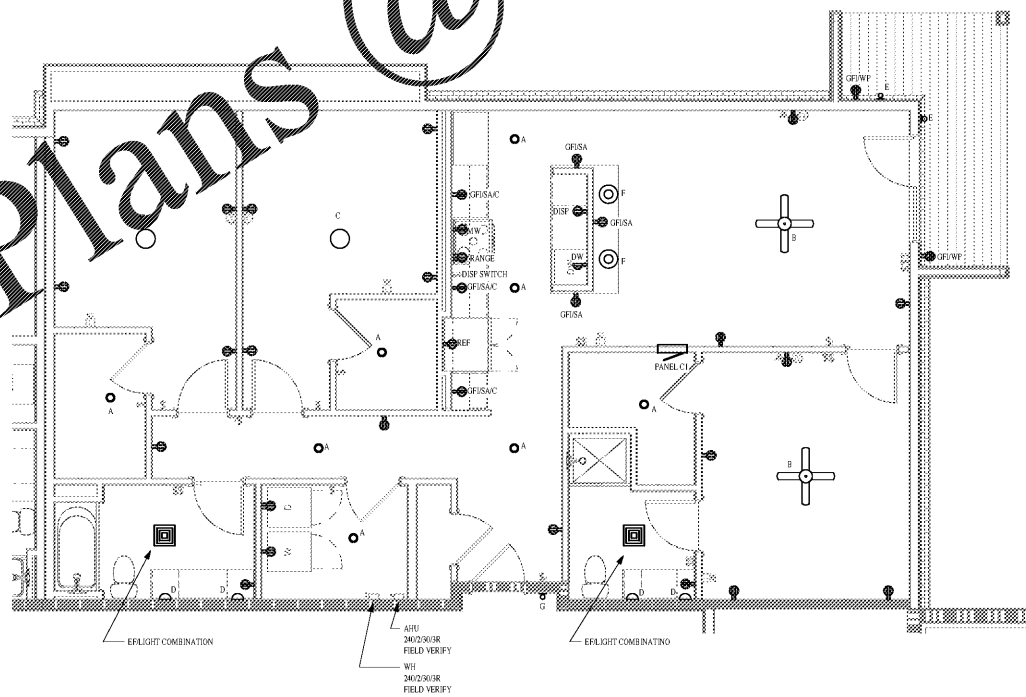


Order Plans @

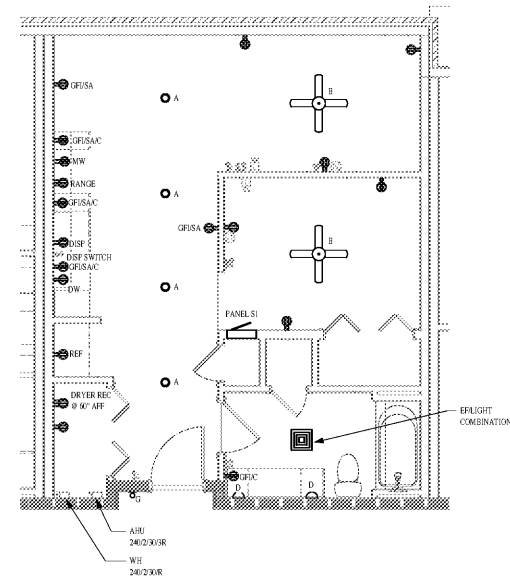


1 ENLARGED PLAN - B3
1/4" = 1'-0"

2 ENLARGED PLAN - B4
1/4" = 1'-0"



3 ENLARGED PLAN - C1
1/4" = 1'-0"



4 ENLARGED PLAN - S1
1/4" = 1'-0"

GENERAL NOTES

- A. LIVING UNIT ENTRY WALL SOURCE LOCATED IN CORRIDOR SHALL GET POWER FEED FROM LIVING UNIT PANEL ON GENERAL CIRCUITING AND SHALL RECEIVE CONTROL VIA TIME CLOCK LOCATED IN ELECTRICAL ROOM ON DESIGNATED FLOOR.
- B. CONTRACTOR TO PROVIDE AND INSTALL ABOVE COUNTER RECEPTACLES EQUIPPED WITH WITH 2 USB PORTS.
- C. REFER TO SHEET LIVING UNIT PANEL SCHEDULES ON SHEET 0617 FOR ADDITIONAL INFORMATION.

1925 Prospect Ave.
Orlando, FL 32814
P (407) 661-9100
F (407) 661-9101
www.rp.com



OHM
ARCHITECTS ENGINEERS PLANNERS
200 West Avenue, Suite 200
Orlando, FL 32801
PH: 407.661.9100
FAX: 407.661.9101
www.ohm.com

CLIENT NAME

PROJECT NAME
ROCKLEDGE MULTI-FAMILY
220 Baron Boulevard
Rockledge, FL 32955

SHEET TITLE
ENLARGED LIVING TYPICAL UNITS

NOV 03, 2015

Revision Schedule	
No.	Description

PROJECT NO. 0540150010	DATE 20/09/10	DESIGNED BY [Signature]	CHECKED BY [Signature]
---------------------------	------------------	----------------------------	---------------------------

E602

GMP PRICING SET