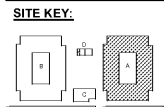



1 FIRST FLOOR PLAN
3/27 - 11/07

GENERAL PLAN NOTES

1. FIRST FLOOR REFERENCE ELEVATION 100'-0" = XXXXX (XXXXX DATUM, REFER TO CIVIL).
2. DO NOT SCALE DRAWINGS. IF DIMENSIONS CANNOT BE DETERMINED OR DOCUMENTS ARE IN CONFLICT, THE CONTRACTOR SHALL OBTAIN CLARIFICATION FROM THE ARCHITECT PRIOR TO CONTINUATION OF WORK.
3. REFER TO PROJECT INFORMATION SHEET FOR MATERIAL / REFERENCE SYMBOLS AND ABBREVIATIONS.
4. REFER TO LIFE SAFETY DRAWINGS (G-SERIES) FOR LOCATIONS AND EXTENTS OF RATED ASSEMBLIES, AS WELL AS FIRE EXTINGUISHER LOCATIONS. IF PARTITION DESIGNATION DISCREPANCY OCCURS BETWEEN THE CODE DRAWINGS AND FLOOR PLANS, PROVIDE THE PARTITION TYPE INDICATED WITH THE MOST STRINGENT REQUIREMENTS.
5. REFER TO A-000 SERIES FOR ALL INTERIOR PARTITION TYPES.
6. REFER TO A-000 SERIES FOR TOILET ACCESSORY MOUNTING DIAGRAMS.
7. REFER TO A-600 SERIES FOR DOOR INFORMATION AND DETAILS.
8. REFER TO A-600 SERIES FOR WINDOW TYPES AND DETAILS.
9. REFER TO A-600 SERIES FOR ROOM FINISH SCHEDULE.
10. ALL MASONRY DIMENSIONS ARE NOMINAL UNDO.
11. PARTITION TYPE 'J' TO BE APPLIED TO ALL EXISTING WALL CONSTRUCTION TO REMAIN, UNDO.
12. ALL INTERIOR COLUMN WRAPS TO BE PARTITION TYPE 'K', UNDO.

1925 Prospect Ave.
Orlando, FL 32814
P (407) 661-9100
F (407) 661-9101
www.r.p.c.com



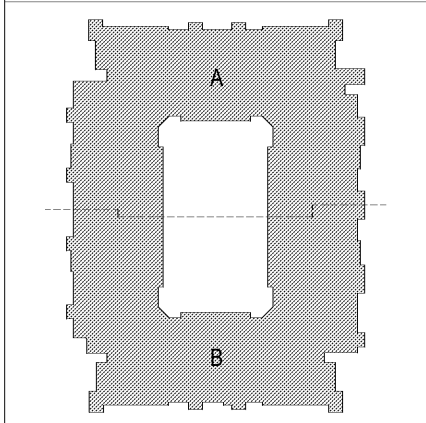
CLIENT NAME
HUTTON DEVELOPMENT
756 Cherry Street
Chattanooga, TN 37402

PROJECT NAME
ROCKLEDGE FLATS - BUILDING A
220 Barton Boulevard
Rockledge, FL 32955

PROJECT NO. 21002
DATE 11/15/2019
DRAWN BY [Name]
CHECKED BY [Name]

Revision Schedule	No.	Description	Date

KEY PLAN:



Order plans @ www.LDILine.com

GMP PRICING SET 15 NOVEMBER 2019