



This item has been electronically signed and sealed by Larry M. Oliver, P.E. using a Digital Signature and date. Printed copies of this document are not considered signed and sealed and the signature must be verified on any electronic copies.



THIS DOCUMENT, THE IDEAS AND DESIGNS INCORPORATED HEREIN, AS AN INSTRUMENT OF PROFESSIONAL SERVICE, IS THE PROPERTY OF WARNER ARCHITECTURAL ASSOCIATES AND IS NOT TO BE USED, IN WHOLE OR IN PART, FOR ANY OTHER PROJECT WITHOUT THE WRITTEN AUTHORIZATION OF WARNER ARCHITECTURAL ASSOCIATES, INC.

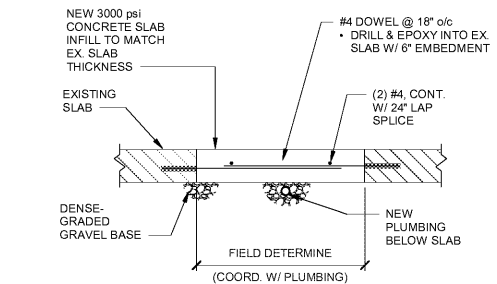
**WARNER ARCHITECTURAL ASSOCIATES**

109 ANDERSON STREET SE, SUITE 105  
 MARIETTA, GA 30060  
 PH: 678.290.9200  
 EMAIL: INFO@WARNERARCHASSOC.COM

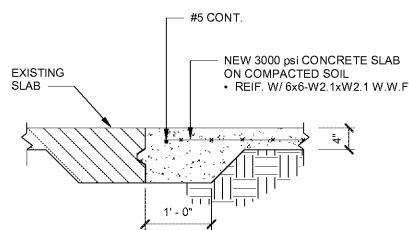


**LYING STON**  
 10125 ULMERTON RD.  
 LARGO, FL 33771 (SUITE C)  
 STORE #V050

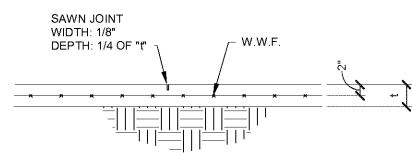
DRAWN BY: MH  
 CHECKED BY: LO  
 DATE: 3/15/2019  
 PROJECT: WS1904  
 REVISION:  
 REVISION:



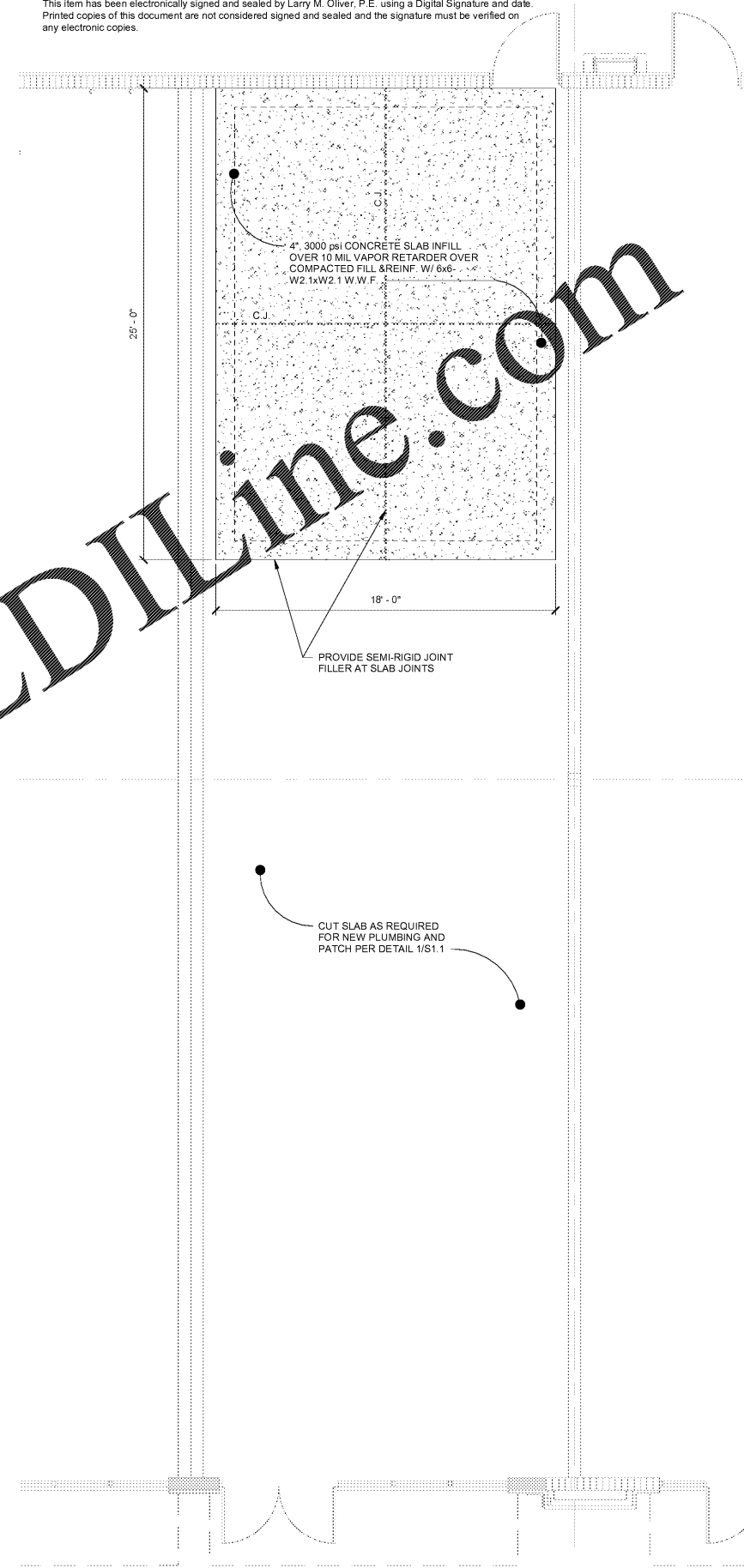
**1 TRENCH IN-FILL DETAIL**  
 S1.1 3/4" = 1'-0"



**2 SLAB EDGE DETAIL**  
 S1.1 3/4" = 1'-0"



**3 TYPICAL SLAB CONTROL JOINT DETAIL**  
 S1.1 3/4" = 1'-0"



SLAB PLAN  
 1/4" = 1'-0"

**MH STRUCTURES**  
 STRUCTURAL ENGINEERING  
 5077 Dallas Hwy Suite 201 Powder Springs, GA 30127  
 (404) 495-4889  
 www.mhstructures.com

SLAB PLAN  
 DRAWING NUMBER  
**S1.1**

Order Plans @ [www.LDILine.com](http://www.LDILine.com)