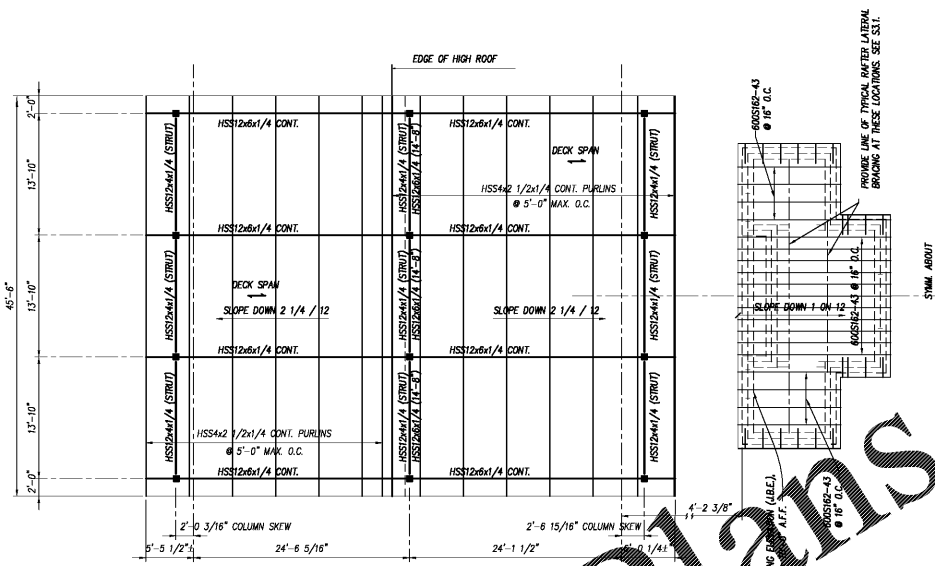
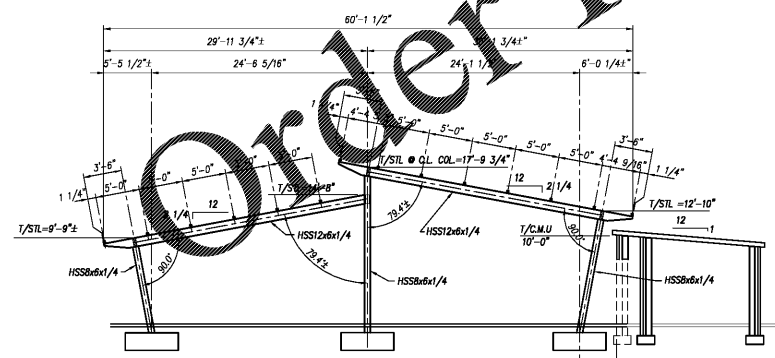


SHADE CANOPY FOUNDATION AND FLOOR SLAB PLAN
SCALE: 1/8" = 1'-0"



SHADE CANOPY ROOF FRAMING PLAN
SCALE: 1/8" = 1'-0"

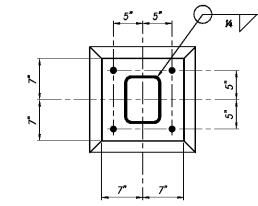


SHADE CANOPY TYPICAL FRAME ELEVATION
SCALE: 1/8" = 1'-0"

COL. NO.	FOOTING			COLUMN SIZE	COLUMN BASE		CAP R. SIZE	REMARKS	COL. NO.
	SIZE	REINF. E. W. TOP & BOT.	ELEV. TOP		BASE R. SIZE	BASE DET.			
P1	5'-6 1/2"-6'x24"	7-#6	99.00'	HSS 8x6x1/4	1 1/2"x14"x1'-2"	D	3/8"x6"x0'-8"		P1
P2	4'-6"x4'-6'x24"	9-#6	99.00'	HSS 8x6x1/4	1 1/2"x14"x1'-2"	D	3/8"x6"x0'-8"		P2
P3	6'-0"x6'-0'x24"	8-#6	99.00'	HSS 8x6x1/4	1"x14"x1'-2"	C	3/8"x6"x0'-8"		P3

NOTE: A MINIMUM ALLOWABLE SOIL BEARING PRESSURE OF 2000 PSF HAS BEEN ASSUMED IN THE SIZING OF FOOTINGS. IF SITE CONDITIONS INDICATE OTHERWISE, THE ARCHITECT OR ENGINEER SHALL BE NOTIFIED IMMEDIATELY.

1. CUT CAP PL. TO FIT 1/COLUMNS AT SKEWED CONNECTIONS AS DETAILED.



HSS 8x6x1/4 COLUMN
BASE 1 1/2"x14"x1'-2" (DETAIL C)
BASE 1 1/2"x14"x1'-2" (DETAIL D)
4-1/2" ANCHOR BOLTS
2" N.S. OROUT

DETAIL C/D
NO SCALE

SEE SHEET 100 FOR COLUMN
BASE DETAIL & ADDITIONAL
TYPICAL NOTES & DETAILS.



CENTER PARK RESTROOM
FACILITIES AND SHADE
PAVILLION

City of Centerville

103 E CHURCH ST
CENTERVILLE, GA
31028

REVISIONS		
#	DATE	DESCRIPTION

© 2019, WM2A Architects/Planners, Inc.
All WM2A Architects These drawings, as
instruments of service, remain the property
of the Architect. Unauthorized use or
reproduction is forbidden.

Date: 4 NOV 2019

Drawn By: CED

Checked By: CED

Project Number: 2018-077

Drawing Name:

SHADE CANOPY
FOUNDATION &
FRAMING PLANS
AND DETAILS

Drawing Number:

S3.0