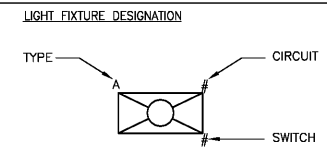


1 LIGHTING PLAN
E1.03 SCALE: 1/4"=1'-0"

ELECTRICAL LEGEND

MARK	SYMBOL	DESCRIPTION	COMMENTS
A		CREE #CTR-A-FP24-50L-35K-WH OR HERMITAGE LIGHTING #72010201 2'X4' LED FLAT PANEL WITH ACRYLIC PRISMATIC LENS LAMP; 50W LED	KITCHEN AND BACK LINE ONLY
A-NL		CREE #CTR-A-FP24-50L-35K-WH OR HERMITAGE LIGHTING #72010201 2'X4' LED FLAT PANEL WITH ACRYLIC PRISMATIC LENS LAMP; 50W LED (NIGHT LIGHT)	KITCHEN AND BACK LINE ONLY
B		CREE #CTR-B-FP22-40L-35K-WH OR HERMITAGE LIGHTING #72010243 2'X4' LED FLAT PANEL WITH ACRYLIC PRISMATIC LENS LAMP; 40W LED	KITCHEN AND BACK LINE ONLY
B1		2'X2' PARABOLIC LED TROFFER; MODERN LIGHTING # RP-22-9-LED-42-DMV-35 OR HERMITAGE LIGHTING #09702243; 42W LED; 35K	IN BATHROOM AND DINING AREA ONLY
B1-NL		2'X2' PARABOLIC LED TROFFER; MODERN LIGHTING # RP-22-9-LED-42-DMV-35 OR HERMITAGE LIGHTING #09702243; 42W LED; 35K (NIGHT LIGHT)	IN BATHROOM AND DINING AREA ONLY
T		JUNO #R-2FT/4FT-WH OR HERMITAGE #18622789/18622804; TRACK HEAD: JUNO TRACK-LITES #R600L-G2-35K-WH OR HERMITAGE LIGHTING #186644197; 9.5W LED CURRENT LIMITING END FEED: JUNO #RCLFM11WH OR HERMITAGE #18648844/18641995	ONE CIRCUIT TRACK SYSTEM, WHITE (LENS AS SPECIFIED ON PLANS) MOUNT TRACK ON CEILING
W		HERMITAGE #86703503 WALL SCONCE LED BULB BLB-6W-G40; 6W	MOUNT AT 8'-6" AFF
E1		HERMITAGE #90902320 EMERGENCY LIGHT 2 HEAD, 6V, 1.1W HEAD, WHITE, BATTERY BACK UP AS PER NEC 700.12 (F); EXITRONIX #E20 90	MOUNT ON WALL OR CEILING.
E2		HERMITAGE #90900301 LED EXIT AS PER NEC 700.12 (F); EXITRONIX #VEX; 3.6W	MOUNT ON WALL OR CEILING.
E3		HERMITAGE #90902167, 2W RED LED EXIT WITH EMERGENCY LIGHTING HEADS, BATTERY BACK UP; EXITRONIX #VLED-4; 1.1W	EXTERIOR DOOR LOCATIONS
		EXISTING EXTERIOR EMERGENCY LIGHT	EXTERIOR DOOR LOCATIONS
		6" AND 8" CEILING MOUNTED SPEAKERS ALONG WITH STEREO RECEIVER AND VOLUME CONTROL. VERIFY PLACEMENT OF SPEAKERS WITH VENDOR AND COORDINATE WITH ELECT./MECH. EQUIPMENT	SYSTEM TO BE ORDERED THROUGH "SOURCE ONE DISTRIBUTORS" - (877) 977-4525

CONTACT WYATT CULVER OF HERMITAGE LIGHTING AT (800)-264-3383 OR (615)-843-3300 FOR LIGHTING FIXTURE DETAILS




KEY NOTES

- PROVIDE ONE 1AMP CURRENT LIMITER FOR BOTH TRACK LOCATIONS.
- EXHAUST FANS SHALL BE INTERLOCKED WITH RESTROOM LIGHTS.
- ALL SWITCHES SHALL HAVE MOMENTARY TYPE CONTACT TO OPERATE WITH OCCUPANCY SENSORS.
- THE LIGHT SWITCH HEIGHT INCLUDING TOP OF COVER PLATE TO BE BELOW 4' AFF. COORDINATE SWITCHES WITH CHAIR RAILS, TRANSITION BETWEEN TILED AND LITLED WALL SURFACES, COUNTERS/BACKSPASHES, ETC.
- CONNECT NIGHT LIGHTS, EMERGENCY LIGHTS/EXIT SIGNS AHEAD OF SWITCH.
- PROVIDE OCCUPANCY SENSORS LUXON LOS-CGT-2000-WH. FIELD COORDINATE EXACT LOCATION AND POWER PACK AS PER MANUFACTURER'S RECOMMENDATION. CONNECT TO THE CIRCUIT SERVING THE LIGHTING IN THE AREA. LIGHT SWITCHES SHALL BE COORDINATED TO BE LOCATED AT LOW VOLTAGE SIDE TO OPERATE IN VACANCY SENSING MODE. LIGHT SWITCHES SHALL OVERRIDE THE OCCUPANCY SENSORS. EXISTING EMERGENCY LIGHT FIXTURE SHALL MAINTAIN EXISTING CIRCUITRY TO HOUSE PANEL.

GENERAL NOTES


- BRANCH CIRCUIT WIRING SHALL BE AS FOLLOWS:
 - LIGHTING AND POWER NETWORKS: (120/208V, 3, 4W)
 - 100 FEET OR LESS:
 - PHASE - 3#12 AWG
 - NEUTRAL - 1#12 AWG
 - GROUND - 1#12 AWG
 - GREATER THAN 100 FEET:
 - INCREASE ALL CONDUCTORS BY ONE WIRE GAUGE SIZE.
 - TWO NETWORKS MAXIMUM PER CONDUIT.
 - MINIMUM CONDUIT SIZE SHALL BE 3/4", UNLESS OTHERWISE NOTED OR INDICATED.
 - VERIFY ALL LIGHTING FIXTURE TYPES, LOCATIONS AND NUMBER WITH OWNER AND ARCHITECTURAL DRAWINGS PRIOR TO ROUGH-IN.
 - ALL WORK SHOWN SHALL BE PROVIDED BY THE LANDLORD.
 - CONTRACTOR SHALL CALL FOR INSPECTION OF ALL UNDERGROUND WORK.
 - SWITCH HEIGHT SHALL BE A MAXIMUM OF 48" A.F.F. TO TOP OF DEVICE, UNLESS OTHERWISE NOTED.
 - ALL OUTDOOR CABINETS AND DISCONNECTS TO BE OFF WALL OR SURFACE A MINIMUM OF 1/4".
 - NEUTRALS SHALL NOT BE SHARED.
 - THE LOW VOLTAGE CONTRACTOR SHALL PROVIDE REQUIRED LOW VOLTAGE WIRING FOR SPEAKERS, RECEIVERS, INTERNET AT POS ON SHELF AND VOICE/FAX.
 - ALL SWITCHES, OUTLETS, COVER PLATES SHALL BE ORDERED IN WHITE.

THE CONTENTS OF THIS DRAWING WILL REMAIN THE PROPERTY OF THOMAS F. TEDROW, AIA. ITS CONTENTS, INCLUDING ALL INFORMATION, SHALL NOT BE REPRODUCED USING ANY MEANS WITHOUT EXPRESSED WRITTEN CONSENT AND/OR PERMISSION FROM THOMAS F. TEDROW, AIA.



THOMAS F. TEDROW, AIA
ARCHITECT
2866 ADAMS BROOKWAY
SMELVILLE, GA 30078
PH. 678.777.9548
E-MAIL: tom.tedrow@tdrowaia.com

JERSEY MIKE'S
THE PALLADIUM SHOPPING CENTER
4117 BRIAN JORDAN PLACE
HIGH POINT, NC 27265



REV. NO.	DATE	DESCRIPTION

PROJECT NO. JMW/C-200
DRAWN BY: AK
CHECKED BY: AR
ISSUE DATE: 11/04/19