

RESTROOM ACCESSORIES SCHEDULE

MARK	ITEM	MANUFACTURER	MODEL NO.#	MOUNTING HEIGHTS
(A)	GRAB BARS	BOBRICK (OR EQUAL)	B-6806	3'-0" A.F.F. TO TOP OF GRIPPING SURFACE OR AS SPECIFIED PER LOCAL CODES
(B)	MIRROR	BOBRICK (OR EQUAL)	B-165-1836	3'-4" A.F.F. TO BOTTOM OF REFLECTIVE SURFACE, ANGLED
(C)	PAPER TOWEL DISPENSER	TORK SELECT	309203A	4'-0" A.F.F. TO DISPENSER CONTROLS
(D)	LIQUID SOAP DISPENSER	BOBRICK (OR EQUAL)	BOBRICK-B-2111	34"-48" (2'-10" TO 4'-0") A.F.F. TO DISPENSER CONTROLS
(E)	TOILET PAPER HOLDER	TORK SELECT	209305A	48" MAX. FROM FLOOR TO HANDLE WHEN UNIT IS IN CLOSED POSITION. WHEN IN OPEN POSITION, T.O. SHELF TO BE 28"-34" MAX. AFF. AND PROVIDE KNEE
(F)	NAPKIN DISPOSAL	BOBRICK (OR EQUAL)	B-270	24" A.F.F. TO TOP
(G)	BABY CHANGING STATION	FURNISHED BY OWNER	HORIZONTAL UNIT	AND TOE CLEARANCE BELOW PER ANSI 117.1.

ACCESSORY NOTES

- G.C. TO FURNISH AND INSTALL SCHEDULED TOILET ACCESSORIES RESTROOMS.
- G.C. SHALL INSTALL TOILET ACCESSORIES FURNISHED BY OWNER. SEE ACCESSORIES SCHEDULE.
- PROVIDE WOOD BLOCKING AT ALL WALL-HUNG ITEMS.
- ALL ACCESSORIES MUST BE ADA COMPLIANT.
- VERIFY MOUNTING HEIGHT OF TOILET TISSUE HOLDER PRIOR TO MOUNTING. HEIGHT MAY VARY DEPENDING ON UNIT FURNISHED BY OWNER.
- G.C. TO INSTALL BABY CHANGING STATION AND RESTROOM WALL CABINET (FURNISHED BY OWNER).

ACCESSIBILITY NOTES

- G.C. SHALL PROVIDE HANDICAP CODE COMPLIANT MEN'S & WOMEN'S DOOR SIGNAGE. SIGNS SHALL BE MOUNTED ON EXTERIOR SIDE (AS SHOWN ON INTERIOR ELEVATIONS) AND SHALL INCLUDE THE INTERNATIONAL SYMBOL OF ACCESSIBILITY.
- FLUSH AND FAUCETS CONTROLS SHALL BE OPERABLE W/ONE HAND AND SHALL NOT REQUIRE TIGHT GRASPING OR TWISTING OF WRIST. THE FORCE TO ACTIVATE THESE CONTROLS SHALL NOT EXCEED 5 LBS.
- FLUSH CONTROLS FOR TOILETS (AND URINALS WHEN APPLICABLE) SHALL BE MOUNTED ON THE WIDE SIDE OF THE TOILET NO HIGHER THAN 44" A.F.F.
- GRAB BARS SHALL NOT ROTATE WITHIN THEIR FITTINGS AND SHALL BE INSTALLED TO WITHSTAND A LOAD OF 250 LBS. OR GREATER.
- G.C. TO PROVIDE AND INSTALL 18" VERTICAL GRAB BAR IN BOTH RESTROOMS AS PER 2003 ANSI A117.1, SEC. 604.5. SEE 5/A2.0 AND 9/A2.0 FOR MOUNTING HEIGHTS.

CLEAR FLOOR AREA

A	5' DIA. TURNING RADIUS
B	LAVATORY - 30" x 48"
C	TOILET - 56" x 60"
D	DOOR - 54" x 60"
E	DOOR - 48" x 48"
F	DOOR - 60" x 72"

FINISH MATERIALS SCHEDULE

FLOORING AND WALL BASE [XX-X]					
TAG	SOURCE	TYPE	DESCRIPTION	COLOR	COMMENTS
FF-1	DAL TILE	PORCELAIN TILE	6X36 JM BROWN WOOD	PART #N813 JM6361PR	CUSTOMER AREAS - DINING, RESTROOM, AND HALLWAY(S). 6"X36", 5/16"D. GROUT: MAPEI ULTRACOLOR PLUS FA - GRAY 09. GROUT JOINT RECOMMENDED AT 3/16".
FF-2	DAL TILE	6"X6" QUARRY TILE	6X6 PAVER 0Q74	BLACK	KITCHEN FLOORING. GROUT: MAPEI FLEXCOLOR C010 BLACK
FF-3	NOT USED	LVT	NATURE'S PATH, LOCK SOLID	WINDSOR OAK NATURAL	ALTERNATE CUSTOMER AREA FLOORING
B-1	DAL TILE	PORCELAIN TILE	IRON CRAFT	SABLE BLACK IC15-POLISHED	CUT FULL 12" X 24" TILE (WT-2) DOWN TO 6" X 12" IN RESTROOM AND DINING ROOM, AND 4" X 12" COVE ON MILLWORK TOE KICK IN CUSTOMER AREAS. USE SCHLUTER DILEX-AHK (POLISHED NICKEL) FOR COVE DURING APPLICATION. GROUT: MAPEI ULTRACOLOR PLUS FA - GRAY 09
B-2	DAL TILE	6X6 QUARRY COVE TILE	6X6 QUARRY COVE TILE 0Q74	BLACK	WILL BE INSTALLED AROUND THE PERIMETER OF KITCHEN. GROUT: MAPEI FLEXCOLOR C010 BLACK

- FLOORING/WALL BASE NOTES:
- POLISHED CONCRETE FLOORS DO NOT HAVE QUARRY TILE IN FRONT OF BEVERAGE COUNTER. CONTINUE POLISHED CONCRETE FROM DINING ROOM UP TO THE RESTROOMS.
 - IF INTERIOR TRANSITIONS STRIPS ARE TO BE REQUIRED, USE SCHLUTER-RENO 3/8" - 10mm AEU100 IN SATIN ANODIZED ALUMINUM.

WALL FINISHES [X-X]

TAG	SURFACE	SOURCE	PRODUCT	COLOR	COMMENTS
W-1	STAINLESS STEEL WAINSCOT		BRUSHED S/S 20 GAUGE FROM TOP OF Q.T. BASE		FULL HEIGHT TO HOOD, BEHIND GRILL AND BREAD OVEN AREA
W-2	FRP WALL PANELING	MARLITE		WHITE	BACK KITCHEN FOOD PREP AREA EHD APPROVED

WOOD [XX-X]

TAG	SURFACE	SOURCE	PRODUCT	COLOR	COMMENTS
WD-1	WAINSCOT	GC	1" X SHIPLAP, D. FINISH (STANDARD GRAIN, SMOOTH FINISH)	PAINTED PT-1	ON THE CUSTOMER SIDE OF THE FRONT LINE SOFFIT.
WD-2	WAINSCOT	TERRAMAI	MILK PIN FAIRHOUSE OAK	CLEAR OIL	ACCENT WALL (PER PLAN), BOTTOM OF CHAIR RAIL IN DINING ROOM AND VESTIBULE. BEVERAGE COUNTER MILLWORK DOORS, BANQUETTE BACK AND SEAT. USE SCHULTER JOLLY (POLISHED NICKEL) FOR WALL EDGING, WHEN REQUIRED.
NOT USED	COUNTER	GC	TEAK		TO MATCH DINING ROOM TABLETOPS. DINING ROOM TABLE TOPS.
NOT USED	FURNITURE BASE	GC		PAINTED PT-1	CONSTRUCTION OF DINING ROOM FURNITURE - COMMUNITY TABLE, BANQUETTE, AND BAR COUNTER.
WD-5	HARDWOOD CAP	GC	3/4" HARDWOOD	PAINTED PT-6	FOR LOW WALL CAP AND WINDOW SILLS. WHEN CONDITION(S) OCCUR. ALLOW 1/2" OVERHANG.
WD-6	WAINSCOT PANEL	MARLITE	ITEM #206916. 23 3/4" X 96" X 1/2" PANEL	BY MANUFACTURER - PNL 909	BEHIND BEACH CHAIR GRAPHICS IN DINING ROOM - REFER TO ELEVATIONS. FACE OF COUNTER ON THE FRONT LINE.

PAINT [XX-X]

TAG	SURFACE	MANUFACTURER	PRODUCT	COLOR	NATIONAL ACCOUNT	COMMENTS
PT-1	SHIP LAP, SOFFIT AND RESTROOM CEILINGS.	BENJAMIN MOORE	# OC-130	CLOUD WHITE, SATIN	NA034	CUSTOMER AREA SHIPLAP (AND SHIPLAP TRIM), FRONT LINE SOFFIT, AND RESTROOM WALLS (ABOVE TILE)
PT-2	5/8" GWB PAINTED	BENJAMIN MOORE	# 1613	SILENT NIGHT, SATIN	NA034	DINING ROOM AND HALLWAY WALLS ABOVE CHAIR RAIL. ABOVE WALL TILE IN FRONT KITCHEN AND BEVERAGE COUNTER AREAS.
PT-3	DOOR FRAME. WHEN OPEN CEILING - UPPER DINING ROOM WALLS AND DINING ROOM CEILING.	BENJAMIN MOORE	# 1615	ROCKY GRAY, SATIN	NA034	DOOR FRAME. IN OPEN CEILING CONDITION, EVERYTHING ABOVE 12" AFF IN DINING ROOM
PT-4						
PT-5	INTERIOR DOORS	MINWAX	WOOD FINISH PENETRATING STAIN	WEATHERED OAK 270		FINISH WITH CLEAR COAT FINISH
PT-6	LOW WALL/SILL CAP	BENJAMIN MOORE	#2132-10	BLACK, EGGSHELL OR SEMI GLOSS		LOW WALL CAP AND WINDOW SILL FINISH.

WALL TILE [XX-X]

TAG	SURFACE	MANUFACTURER	PRODUCT	COLOR	NATIONAL ACCOUNT	COMMENTS
WT-1	CERAMIC TILE	DAL TILE	2 X 8 MOD JM BLUE	PART#: N519 JM28MOD1P2. GROUT: MAPEI ULTRACOLOR PLUS FA - IRON 107		BACKSPLASH TILE IN KITCHEN AND BEVERAGE COUNTER. RUNNING BOND. USE SCHLUTER JOLLY (POLISHED NICKEL) FOR EDGING
WT-2	CERAMIC TILE	DAL TILE	IRON CRAFT	SABLE BLACK IC15-UNPOLISHED - 12"X24". GROUT: MAPEI ULTRACOLOR PLUS FA - GRAY 09		BATHROOM BOTTOM WALL TILE. USE SCHULTER JOLLY (POLISHED NICKEL) FOR EDGING

CEILINGS [XX-X]

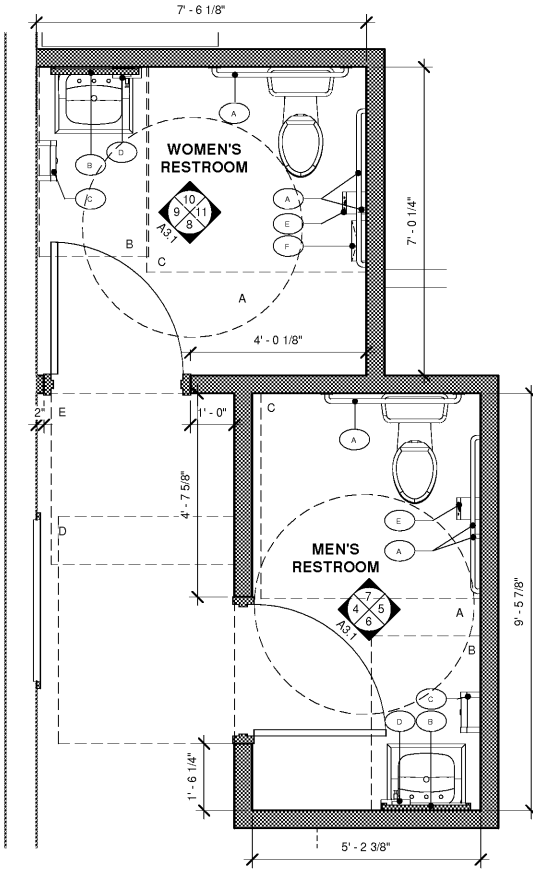
TAG	SURFACE	TYPE	COLOR	SIZE	COMMENTS
CT-1	ARMSTRONG OR MATCH EXISTING	ACOUSTICAL CEILING TILE VINYL FACED	WHITE VINYL	2'X4'	FOOD PREP AREAS, HD APPROVED VINYL FACED
CT-2	ARMSTRONG OR MATCH EXISTING	ACOUSTICAL CEILING TILE FINE FISSURED 2X2 W/TEGULAR EDGE	WHITE	2'X2'	CUSTOMER AREA AND RESTROOM VESTIBULE
CT-3	ARMSTRONG OR MATCH EXISTING	ACOUSTICAL CEILING TILE FINE FISSURED 2X2 W/TEGULAR EDGE	WHITE	2'X2'	RESTROOMS
S-1	GYPSUM SOFFIT				SEE DETAIL
OC-1	OPEN CEILING	EXISTING	PT-6		DINING ROOM ONLY. FINISHES EXTENDED TO 12" AFF. EVERYTHING ABOVE TO BE PAINTED PT-6.

LAMINATE & COUNTER FINISHES [XX-X]

TAG	SURFACE	SOURCE	PRODUCT	COLOR	COMMENTS
PL-1	MILLWORK	WILSONART	STEEL MESH	FINE VELVET FINISH 4879-38	MILLWORK BEHIND THE SERVICE LINE AND BACK KITCHEN. USE PVC EDGE BANDING.
PL-2	CUTTING BOARDS	WILSONART	NATURAL RECON	FINE VELVET FINISH 7998-38	21" X 21" X 1" CUTTING BOARDS FOR PICK UP TOWER - QTY 4. PEDESTAL BASE FOR PICK UP TOWER.
SS-1	COUNTER TOP	CONSENTINO	SILESTONE - ETERNAL SERIES 2 CM	CHARCOAL SOAPSTONE - SUEDE	COUNTERTOP FINISH FOR ALL MILLWORK

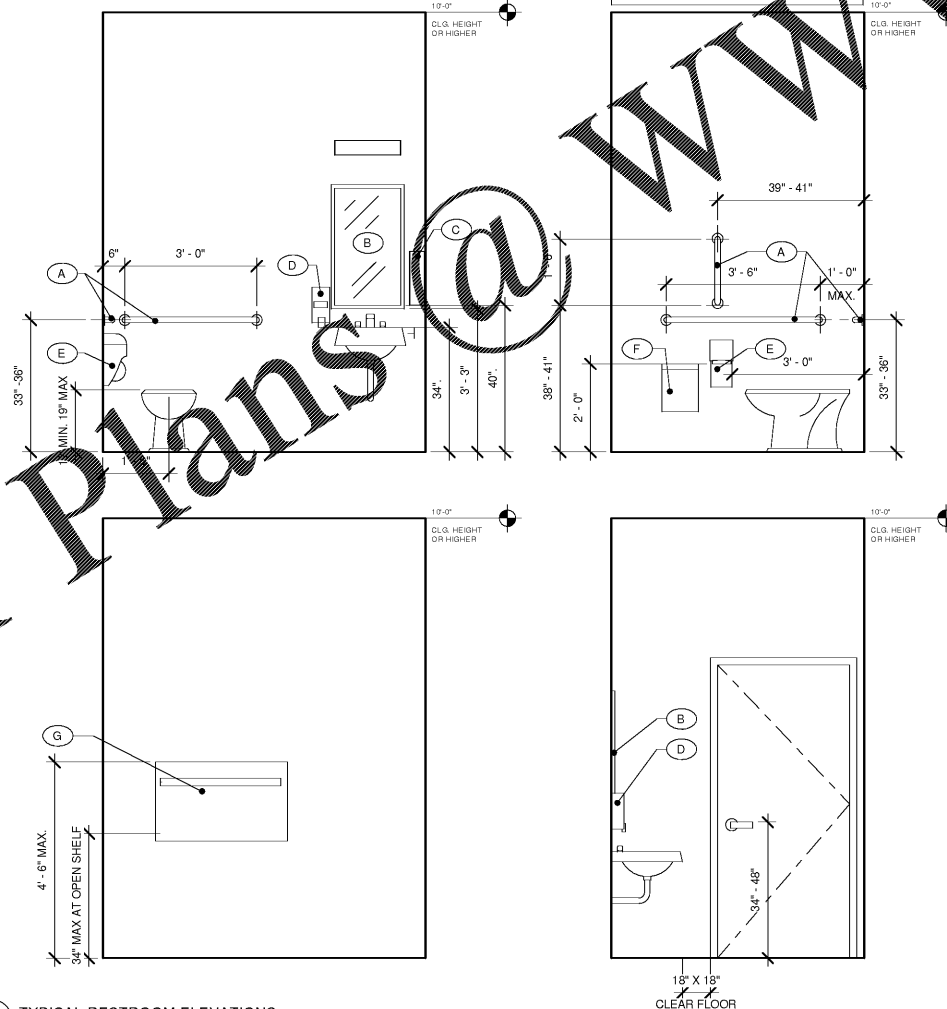
METAL AND UPHOLSTERY [XX-X]

TAG	SURFACE	SOURCE	PRODUCT	COLOR	COMMENTS
M-1	CHAIR RAIL	GC	1/8" X 1/2" HOT ROLLED STEEL	PAINTED IN BLACK SEMI-GLOSS	DINING ROOM CHAIR RAIL, WITH BUTTON HEAD HEX SOCKET SCREW
UP-1	BANQUETTE	DESIGNTEX	LUDINGTON 3285	EARTH 702	BANQUETTE SEATING

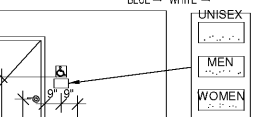


NOTE: H.W. SUPPLY & WASTE LINES SHALL BE INSULATED PER H.C. CODES.

NOTE: TYPICAL ELEVATIONS FOR HEIGHTS AND DIMENSIONS OF GRAB BARS, ETC. REFER TO A3.1 FOR PLAT RESTROOM ELEVATIONS FOR DETAIL.




ACCESSIBILITY SIGN, ANSI APPROVED E.S. PLASTIC NEMA RATED SELF EXTINGUISHING ADHESIVE MOUNTED



NOTE: ALL SIGNAGE SHALL CONFORM WITH ADA ACCESSIBILITY GUIDELINES, INCLUDING BUT NOT LIMITED TO PROPORTION, COLOR CONTRAST, AND RELIEF AND GRADE. BRAILLE REQUIREMENTS.

3 TYPICAL RESTROOM ELEVATIONS
1/2" = 1'-0"

THE CONTENTS OF THIS DRAWING WILL REMAIN THE PROPERTY OF THOMAS F. TEDROW, AIA. ITS CONTENTS, INCLUDING ALL INFORMATION, SHALL NOT BE REPRODUCED USING ANY MEANS WITHOUT EXPRESS WRITTEN CONSENT AND/OR PERMISSION FROM THOMAS F. TEDROW, AIA.



THOMAS F. TEDROW, AIA
ARCHITECT
2866 ADAMS BROOK WAY
SNELLVILLE, GA 30078
PH. 678.777.5548
E-MAIL: tom.tedrow@tdrowdesign.com

JERSEY MIKE'S
THE PALLADIUM SHOPPING CENTER
4117 BRIAN JORDAN PLACE
HIGH POINT, NC 27265



ARCHITECT/ENGINEER STAMP

REV. NO.	DATE	DESCRIPTION

PROJECT NO. JMMC-200
DRAWN BY: KRR
CHECKED BY: TFT
ISSUE DATE: 11/06/19

FINISH SCHED - RR DETAILS

A2.0