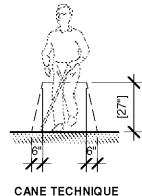
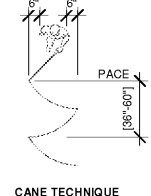


1/15/2019 10:50:37 AM
 D:\Dorbox (Tedrow Design)\Tedrow Design Team Folder\Jersey Mike's\JMNC-02_Highpoint, NC - Rodger\Revit\JMNC-02_Highpoint, NC 10-12-19.rvt

WALKING SURFACE WITH A RUNNING SLOPE NOT STEEPER THAN 1/20.

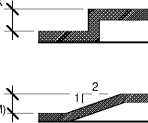


CANE TECHNIQUE



CANE TECHNIQUE

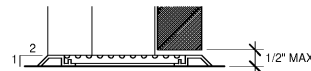
VERTICAL LEVEL CHANGES
 1/4" (6.5MM) MAX



MAX. BEVEL REQUIRED
 1/4" TO 1/2" (6.5 TO 13 MM)



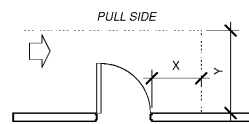
CHANGES IN LEVEL HIGHER THAN 1/2" ARE REQUIRED TO BE RAMPED.



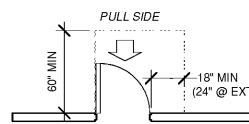
CHANGES IN LEVEL

6 SECTION 402 ACCESSIBLE ROUTE
 SCALE: NTS

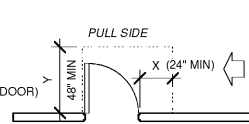
NOTE: X = 36" MIN. IF Y = 60"
 X = 42" MIN. IF Y = 54"



HINGE SIDE APPROACH - SWINGING DOOR

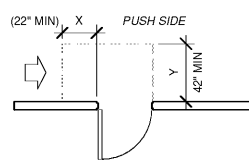


FRONT APPROACH - SWINGING DOOR



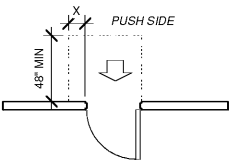
LATCH SIDE APPROACH - SWINGING DOOR

NOTE: Y = 48" MIN
 IF DOOR HAS BOTH A CLOSER AND LATCH



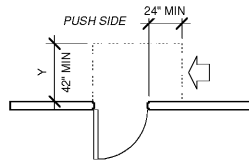
LATCH SIDE APPROACH - SLIDING OR FOLDING DOORS

NOTE: X = 12" MIN
 IF DOOR HAS BOTH A CLOSER AND LATCH

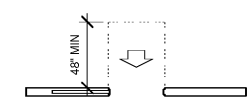


FRONT APPROACH - SLIDING OR FOLDING DOORS

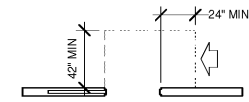
NOTE: Y = 48" MIN
 IF DOOR HAS BOTH A CLOSER AND LATCH



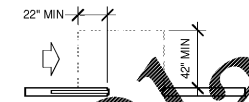
SIDE SIDE APPROACH - SLIDING OR FOLDING DOORS



FRONT APPROACH - SLIDING OR FOLDING DOORS

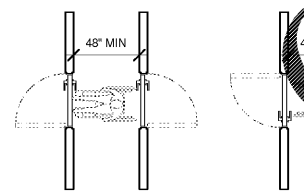


LATCH SIDE APPROACH - SLIDING OR FOLDING DOORS



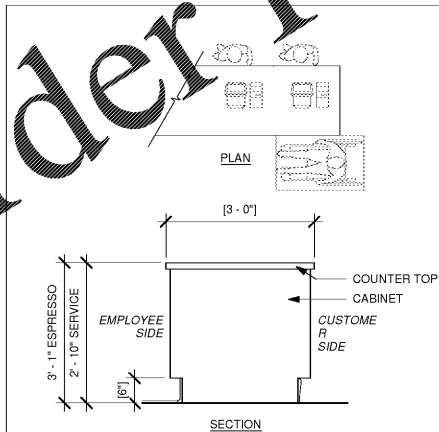
SIDE SIDE APPROACH - SLIDING OR FOLDING DOORS

8 SECTION 404 DOORS
 SCALE: NTS



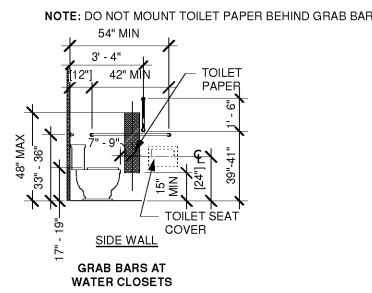
TWO HINGED DOORS IN SERIES

9 SEC. 904 CHECK OUT/ SALES/ SERVICE
 SCALE: NTS



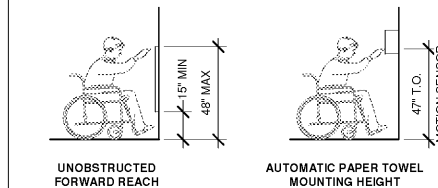
SECTION

5 SECTION 604 WATER CLOSETS AND TOILET COMPARTMENTS
 SCALE: NTS



GRAB BARS AT WATER CLOSETS

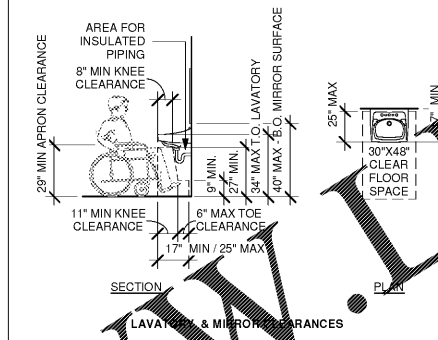
4 SEC. 308 REACH RANGE
 SCALE: NTS



UNOBSTRUCTED FORWARD REACH

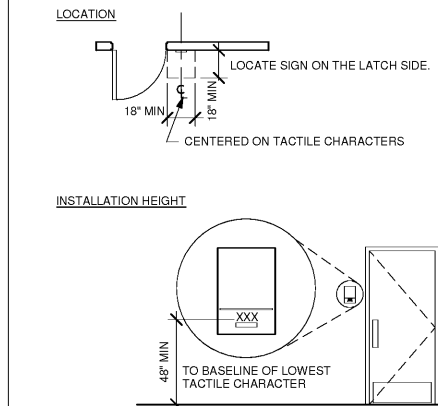
AUTOMATIC PAPER TOWEL MOUNTING HEIGHT

3 SEC. 3 & 406 MIRROR & LAVATORIES
 SCALE: NTS



LAVATORY & MIRROR CLEARANCES

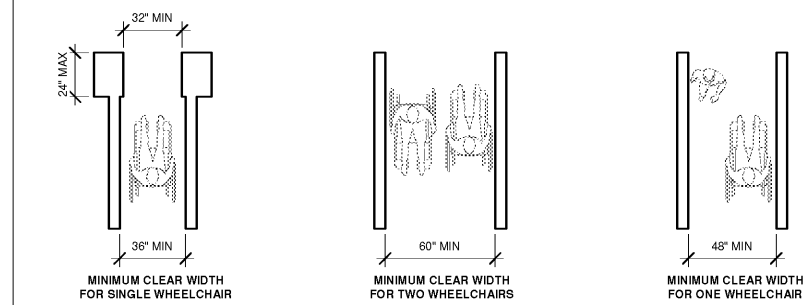
2 SECTION 703 TACTILE SIGNS
 SCALE: NTS



LOCATION

INSTALLATION HEIGHT

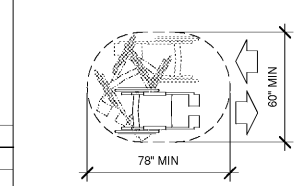
1 SECTIONS 304 & 305 CLEAR FLOOR & GROUND SPACE REQUIREMENTS
 SCALE: NTS



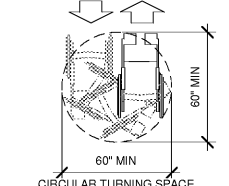
MINIMUM CLEAR WIDTH FOR SINGLE WHEELCHAIR

MINIMUM CLEAR WIDTH FOR TWO WHEELCHAIRS

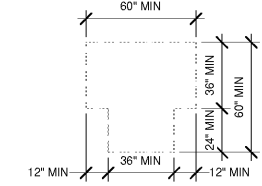
MINIMUM CLEAR WIDTH FOR ONE WHEELCHAIR



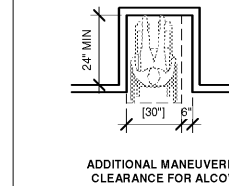
SPACE NEEDED FOR U-TURN



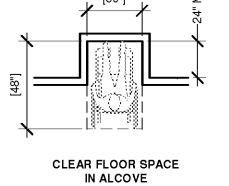
WHEELCHAIR TURNING SPACE



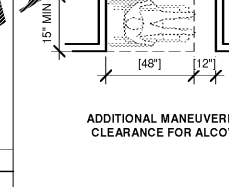
OPTIONAL "T" SHAPED TURNING SPACE



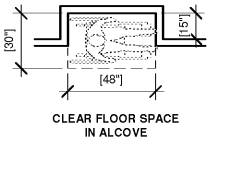
ADDITIONAL MANEUVERING CLEARANCE FOR ALCOVE



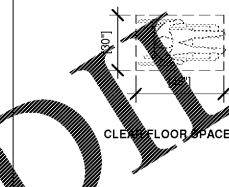
CLEAR FLOOR SPACE IN ALCOVE



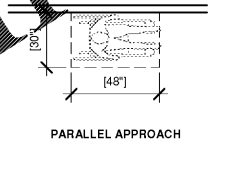
ADDITIONAL MANEUVERING CLEARANCE FOR ALCOVE



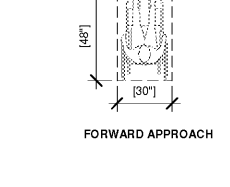
CLEAR FLOOR SPACE IN ALCOVE



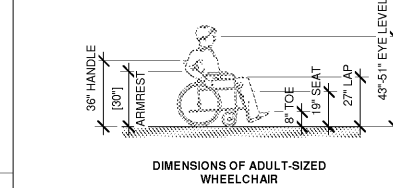
CLEAR FLOOR SPACE



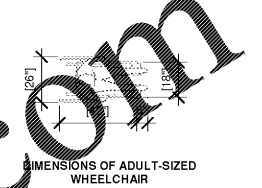
PARALLEL APPROACH



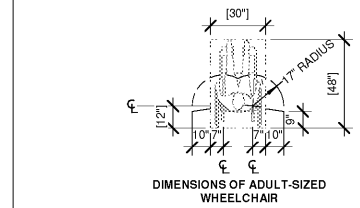
FORWARD APPROACH



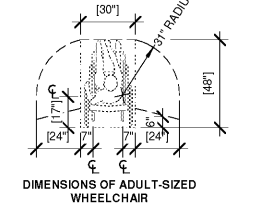
DIMENSIONS OF ADULT-SIZED WHEELCHAIR



DIMENSIONS OF ADULT-SIZED WHEELCHAIR




DIMENSIONS OF ADULT-SIZED WHEELCHAIR



DIMENSIONS OF ADULT-SIZED WHEELCHAIR

THE CONTENTS OF THIS DRAWING WILL REMAIN THE PROPERTY OF THOMAS F. TEDROW, AIA. ITS CONTENTS, INCLUDING ALL INFORMATION, SHALL NOT BE REPRODUCED USING ANY MEANS WITHOUT REPRODUCED WRITTEN CONSENT AND/OR PERMISSION FROM THOMAS F. TEDROW, AIA.



THOMAS F. TEDROW, AIA
 ARCHITECT
 2886 ADAMS BROOK WAY
 SNELLVILLE, GA 30078
 PH. 678.777.5548
 E-MAIL: tom.tedrow@tedrowdesign.com

JERSEY MIKE'S
 THE PALLADIUM SHOPPING CENTER
 4117 BRIAN JORDAN PLACE
 HIGH POINT, NC 27265



REV. NO.	DATE	DESCRIPTION

PROJECT NO. JMNC-200
 DRAWN BY: KRR
 CHECKED BY: TFT
 ISSUE DATE: 11/06/19

ACCESSIBILITY GUIDELINES