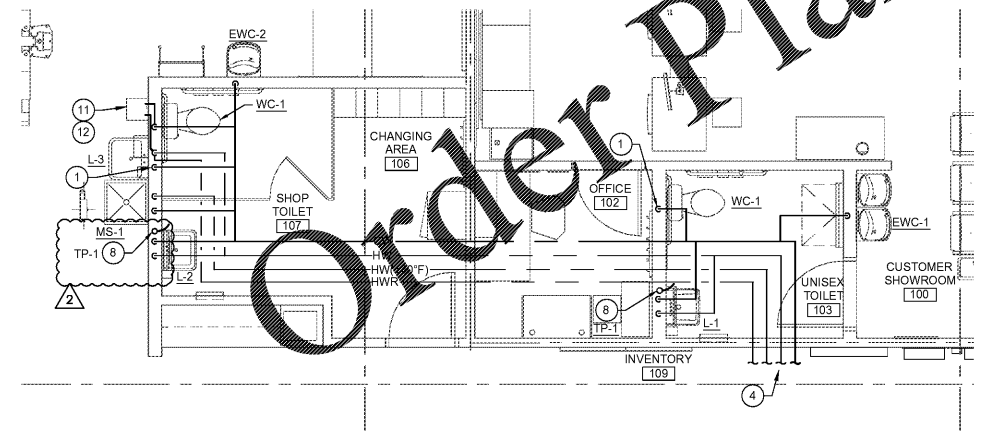
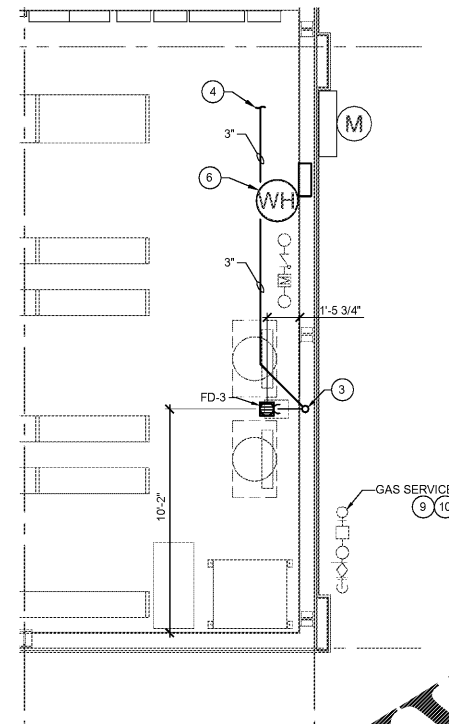


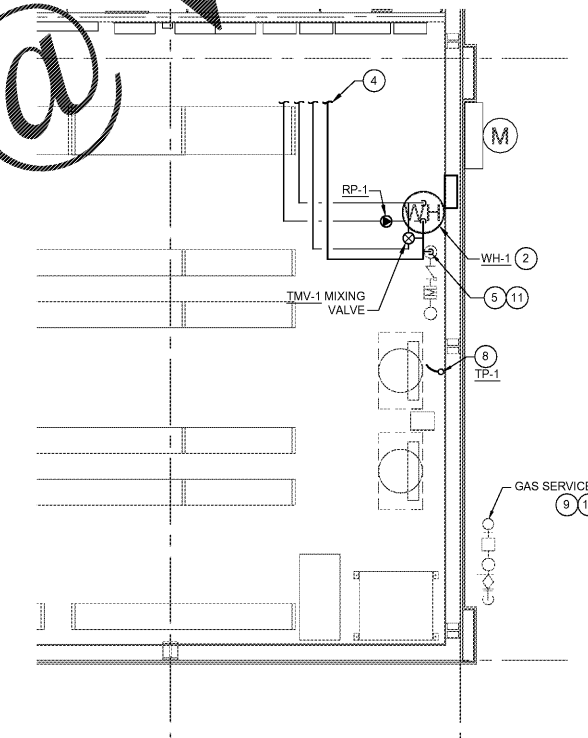
1 RESTROOM ENLARGED SANITARY PLAN
 P2 SCALE: 1/4" = 1'-0"



2 RESTROOM ENLARGED WATER PLAN
 P2 SCALE: 1/4" = 1'-0"



3 BACK OF HOUSE ENLARGED SANITARY PLAN
 P2 SCALE: 1/4" = 1'-0"



4 BACK OF HOUSE ENLARGED WATER PLAN
 P2 SCALE: 1/4" = 1'-0"

KEYED PLAN NOTES (THIS SHEET ONLY)

- ROUTE DOMESTIC WATER DOWN WITH-IN WALL TO FIXTURES.
- WATER HEATER LOCATED ON INVENTORY ROOM FLOOR.
- 3" VENT UP IN WALL TO 4" VENT THRU ROOF.
- SEE PLUMBING PLAN ON SHEET P1 FOR CONTINUATION.
- DOMESTIC WATER SERVICE TO BACKFLOW. EXTEND OUT 5'-0" FROM BUILDING. REFER TO CIVIL DRAWINGS FOR COORDINATION.
- DRAIN PAN DRAIN LINE AND T&P DRAIN LINE FROM WATER HEATER WH-1. ROUTE DOWN TO FLOOR DRAIN. TERMINATE OVER FLOOR DRAIN WITH CODE REQUIRED AIR GAP.
- VERIFY LOCAL REQUIREMENTS FOR CONDENSATE DISPOSAL. ROUTE FULL SIZE OF RTU CONNECTION TO NEAREST ROOF DOWNSPOUT WITH 1/8" PER FOOT SLOPE AND TERMINATE WITH AIR GAP PER CODE. IF CITY REQUIREMENTS FOR CONDENSATE DISPOSAL TO SANITARY, ROUTE FULL SIZE CONDENSATE LINE TO MOP SINK. ROUTE PIPE AT AN 1/8" PER FOOT SLOPE HORIZONTALLY AND 1/2" TO WALL VERTICALLY. PROVIDE CODE REQUIRED AIR GAP.
- ROUTE 1/2" COPPER LINE AS NEEDED UNDER SLAB FROM TRAP PRIMER DISTRIBUTION UNIT, LOCATED IN ACCESS PANEL IN WALL OPEN TO UTILITY AREA AND RESTROOM, TO APPROPRIATE FLOOR DRAINS. REFER TO PLUMBING ISOMETRIC ON SHEET P6 AND DETAIL ON SHEET P3 FOR MORE INFORMATION. OBTAIN WRITTEN APPROVAL FROM AHI AND OWNER FOR USE OF THESEAL #SS3000 INLINE FLOOR DRAIN TRAP SEALER FOR ALL FLOOR DRAINS.
- METER BY THE CONTRACTOR SHALL VERIFY THAT NEW GAS SERVICE IS REGULATED FOR 7 IN. W.C. AND THE GAS METER HAS A MINIMUM CAPACITY OF 364 CFH. ANY DISCREPANCIES IN THIS INFORMATION SHOULD BE IMMEDIATELY BROUGHT TO THE ATTENTION OF THE CONSTRUCTION MANAGER AND/OR PROJECT ENGINEER. GAS PIPING IS SIZED BASED ON 7 IN. W.C. PRESSURE AND A 0.5 W.C. PRESSURE DROP PER THE INTERNATIONAL FUEL GAS CODE, TABLE 402.2.
- CONTRACTOR SHALL PROVIDE GAS PRESSURE REGULATOR ON CUSTOMER SIDE OF METER TO SUPPLY BUILDING EQUIPMENT WITH 7 W.C. PRESSURE. REFER TO PRESSURE REGULATOR SCHEDULE ON SHEET P6 FOR SIZING REQUIREMENTS. REFER TO REGULATOR MANUFACTURER'S INSTALLATION INSTRUCTION.
- EYEWASH PROVIDED BY OWNER AND INSTALLED BY CONTRACTOR. PROVIDE 1/2" INSULATED WATER LINE TO FIXTURE. MOUNT EYEWASH AT 41" A.F.F. TO THE CENTERLINE OF THE SPOUT. REFER TO FIXTURE PLAN FOR LOCATION. REFERENCE DETAIL ON SHEET P5.
- EYEWASH DRAIN PIPE SHALL BE CONNECTED FULL SIZE OF FIXTURE TO SERVICE SINK DRAIN TAIL PIECE PRIOR TO THE P-TRAP. REFERENCE DETAIL ON SHEET P5.
- AMES MODEL LF4008B REDUCED PRESSURE BACKFLOW PREVENTER. SEE DETAIL ON SHEET P5 FOR ADDITIONAL INFORMATION.

SLOPE OF HORIZONTAL DRAINAGE PIPE	
SIZE	MINIMUM SLOPE
2-1/2" OR LESS	1/4" / R OR 2%
3" TO 6"	1/8" / R OR 1%

NOTE:
 SCHEDULE BASED ON INTERNATIONAL PLUMBING CODE, SECTION 704 - TABLE 704.1.


NOTE:
 ROUTE ALL WATER PIPING TIGHT TO CEILING AND WALLS WHERE POSSIBLE. NO PIPING SHALL BE ROUTED IN UNCONDITIONED SPACES. ALL PIPING SHALL BE INSULATED AND LABELED.

NOTE:
 SANITARY AND DOMESTIC WATER PIPE ROUTING ARE DIAGRAMMATIC ONLY. CONTRACTOR SHALL COORDINATE EXACT ROUTING WITH FIELD CONDITIONS. REFER TO PIPING DIAGRAMS ON SHEET P6 FOR PIPE SIZES.



THIS DRAWING IS THE PROPERTY OF BRIDGESTONE RETAIL OPERATIONS, LLC AND IS LOANED ON THE EXPRESS CONDITION THAT IT IS NOT TO BE REPRODUCED IN ANY WAY OR DELETED FROM THE INTERESTS OF BRIDGESTONE RETAIL OPERATIONS, LLC. NO PART OF THIS DRAWING IS TO BE REPRODUCED OR TRANSMITTED IN ANY FORM OR BY ANY MEANS, ELECTRONIC OR MECHANICAL, INCLUDING PHOTOCOPYING, RECORDING, OR BY ANY INFORMATION STORAGE AND RETRIEVAL SYSTEM, WITHOUT THE WRITTEN PERMISSION OF BRIDGESTONE RETAIL OPERATIONS, LLC.

NEW FCAC STORE
 2019 - JANUARY - SMALL I
 233 S AIRLINE HWY
 GONZALES, LA



BID SET
 11.18.19
 TRCI

ISSUE BLOCK	
NO.	DATE
1	11/11/19

PROPERTY NO.: 160013
 6 DIGIT NO.: 902556
 4 DIGIT NO.: 014W
 AOR PROJECT NUMBER: 1955827
 TO PERMIT: DATE: 7-30-2019
 TO BID: DATE: ##-##-##

SHEET TITLE:
ENLARGED RESTROOM PLUMBING PLANS

SHEET NUMBER:
P2