
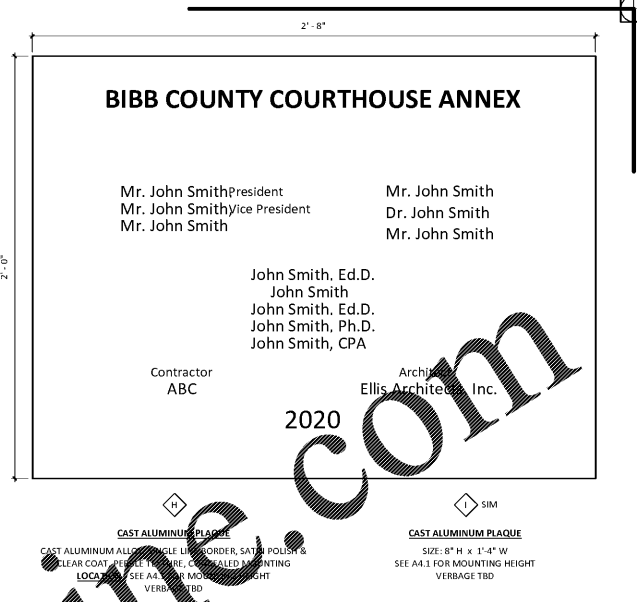


New Construction for:
BIBB COUNTY COURTHOUSE ANNEX
8 Court Square West
Centreville, Alabama



Copyright © 2019
Elis Architects, Inc.
Elis Architects, Inc. maintains all intellectual rights and ownership of all information contained on these documents. Elis Architects, Inc. and its consultants shall be deemed the authors and owners of their respective instruments of service and shall retain all common law, statutory and other reserved rights, including copyrights. This document shall not be reproduced without the written authorization of Elis Architects.
Do Not Scale From Drawings.
Contractor must verify all dimensions prior to construction.

JOB No.	18004
DOCUMENT	DATE
DESIGN DEV.	09/06/2019
DRAWN BY: Author	
FINISH & SIGNAGE PLAN	
A9.1	



INTERIOR FINISH LEGEND		
CARPET	PAINT	PLASTIC LAMINATES
CPT-1 PATCRAFT PATTERN: SCAFFOLD 10519 COLOR: TRETTLE 00030 CONTACT: 24" x 24" BRICK INSTALL	P-1 SHERWIN-WILLIAMS COLOR: SW AGREEABLE GRAY USE: GENERAL WALL PAINT & WOOD WINDOW SILL & APRON	PL-1 FORMICA COLOR CORE 2 COLOR: 3285C-SW WHITE TWILL CONTACT: NAN JONES USE: PROBATE & REVENUE CLERK COUNTERS (BASE BID)
RUBBER BASE	P-2 BENJAMIN MOORE COLOR: 1402 GUNMETAL USE: TRIM - HOLLOW METAL FRAMES - SEMI-GLOSS FINISH	PL-2 FORMICA COLOR: 3285-SW WHITE TWILL USE: CLERK COUNTERS WHERE PL-1 OR QT-1 ARE NOT NOTED
RB-1 ROPPE SIZE: 4" CONTINUOUS ROLL COLOR: DARK GRAY 150	P-3 SHERWIN-WILLIAMS COLOR: SW 6226 LANGUID BLUE USE: ACCENT PAINT	PL-3 ARBORITE COLOR: P-124CA TATAMI NE ZUMI
LVT	P-4 SHERWIN-WILLIAMS COLOR: SW 9170 ACIER USE: ACCENT PAINT	PL-4 LAMINANT COLOR: 2300-T PLATINUM
LVT-1 PATCRAFT TIMBER II, 20 MIL COLOR: HEMLOCK 00590 SIZE: 5.96" x 48" STAGGERED INSTALLATION	P-5 SHERWIN-WILLIAMS COLOR: SW 7603 POOLHOUSE USE: ACCENT PAINT	PL-5 FORMICA COLOR: WALNUT RIFTWOOD 9283 USE: PANELS IN LOBBY
LVT-2 PATCRAFT TIMBER II, 20 MIL COLOR: JUNIPER 00535 SIZE: 5.96" x 48" STAGGERED INSTALLATION	SEALED CONCRETE	QUARTZ
HARD TILE	SC SEALED CONCRETE WITH GRAY COLOR TINT	QT-1 U.S. SURFACES VADARA 2CM COLOR: AMARA NUOVO USE: PROBATE & REVENUE CLERK COUNTER, SEE ALTERNATES
T-1 CROSSVILLE JAVA JOINT COLOR: TWO SUGARS JAV01 GROUT: TEC 927 LIGHT PEWTER SIZE: 12" x 24"	TRANSITION STRIP	WOOD TRIM CAP
T-2 CROSSVILLE JAVA JOINT COLOR: HOUSE BLEND JAV03 GROUT: TEC 927 LIGHT PEWTER SIZE: 12" x 24"	TS-1 SCHLUTER MODEL: RENO-U FINISH: STAINLESS STEEL TRANSITIONS BETWEEN HARD TILE & LVT/CARPET	STD TO MATCH WOOD DOORS. SEE ELEVATIONS & DETAILS.
HARD TILE BASE	TS-2 ROPPE - RUBBER REDUCER COLOR: TO MATCH RUBBER BASE TRANSITIONS BETWEEN LVT & CONC	DOORS
TB-1 CROSSVILLE JAVA JOINT COLOR: TWO SUGARS JAV01 GROUT: TEC 927 LIGHT PEWTER SIZE: 4" x 12"	CORNER GUARDS	PREFINISHED SUBMIT STAIN COLOR SAMPLES FOR ARCHITECTS APPROVAL COLOR TO MATCH COCA BEAN BY MASONITE ARCHITECTURAL
TB-2 CROSSVILLE JAVA JOINT COLOR: HOUSE BLEND JAV03 GROUT: TEC 927 LIGHT PEWTER SIZE: 4" x 12"	C.G. ACROVYN 2" VINYL CORNER GUARDS (TYP MOUNTED) COLOR: TRD PROVIDE INTERMEDIATE WALL PROTECTION ON ALL WING WALLS	ROLLER SHADES SEE SPECS
WALL TILE		CEILING TILES SEE SPECS
WT-1 CROSSVILLE, SOHO COLOR: WHITE (GLOSS) SIZE: 4" x 16" INSTALL: HORIZONTAL STACKED		
WT-2 CROSSVILLE, SOHO COLOR: TAUPE (GLOSS) SIZE: 4" x 16" INSTALL: HORIZONTAL STACKED		

LEGEND

◆ SIGNAGE TAG

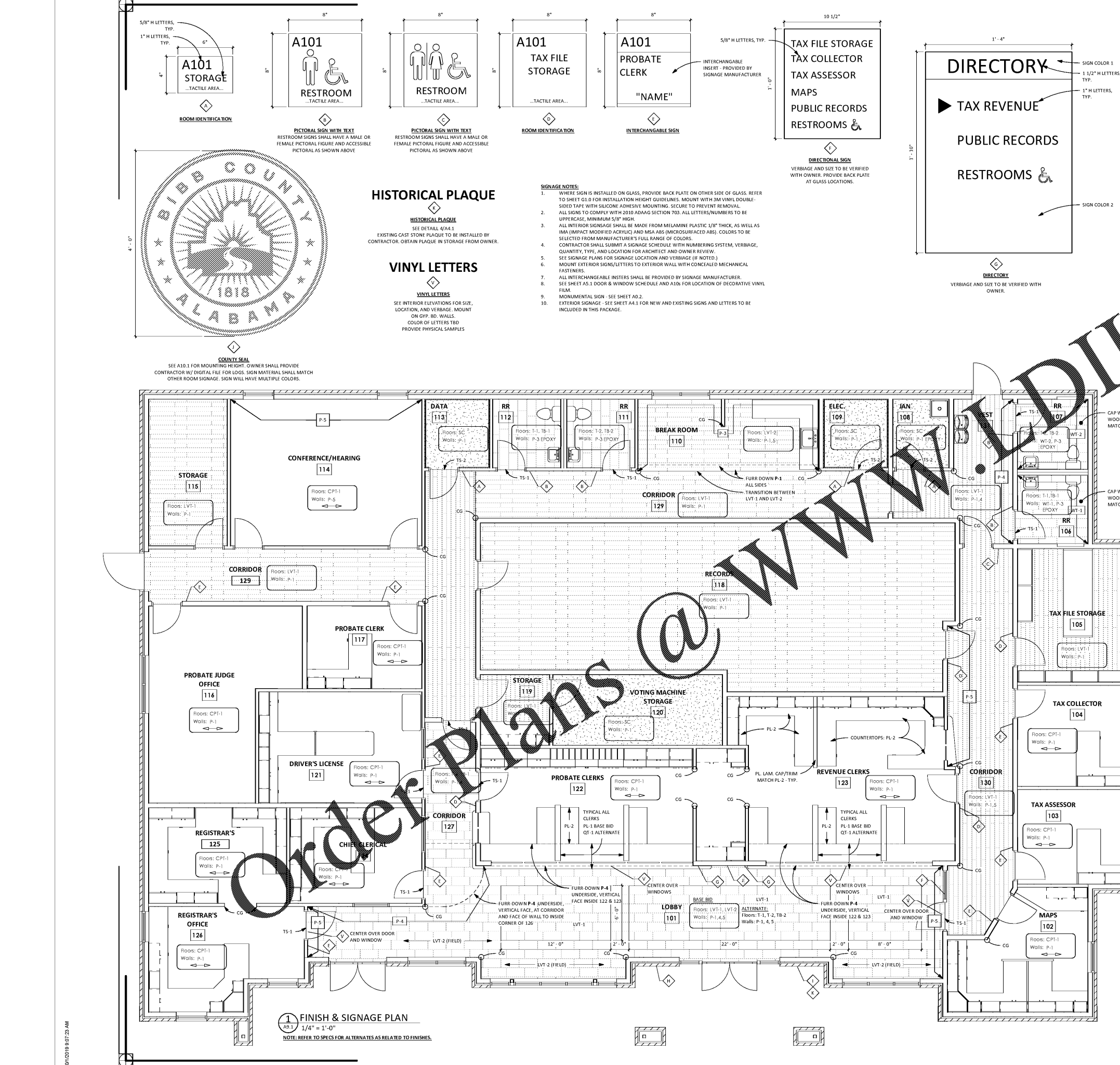
→ FLOORING DIRECTION OF INSTALLATION

Floors: 1,2,3
Walls: 1,2,3 ROOM FINISH TAG

XX-B WALL FINISH TAG

INTERIOR FINISH NOTES:

- PAINT P-1 SHALL BE PAINTED ON ALL WALLS UNLESS NOTED OTHERWISE.
- CENTER TILE IN ROOM/AREA.
- CONTRACTOR SHALL ORDER PLASTIC LAMINATE IN LARGE SHEETS TO AVOID SEAMS.
- PROVIDE TRANSITION STRIP WHERE TRANSITION OF FLOORING MATERIALS MEET.
- PROVIDE PLASTIC LAMINATE TOE KICK AT ALL PLASTIC LAMINATE BASE CABINETS, JANITOR/CUSTODIAN/ELECTRICAL ROOMS SHALL BE PAINTED w/ AN EPOXY FINISH. FLOORS SHALL BE SEALED CONCRETE WITH COLOR TINT, AND BASE TB-1.
- SEE FINISH PLANS FOR FLOOR PATTERNS.
- SEE FINISH PLAN FOR INTERIOR SOFFIT OR FUZZ DOWN ACCENT PAINT COLOR LOCATIONS.
- ALL EXPOSED STRUCTURE INTERIOR & EXTERIOR SHALL BE PAINTED.
- JANITOR ROOM AND ALL RESTROOMS TO BE EPOXY PAINT.
- UNLESS OTHERWISE NOTED ON REFLECTED CEILING PLAN ALL CEILING GRID SHALL BE WHITE.
- VERIFY ALL CASEWORK LOCATIONS FOR EXTENT OF FLOORING.
- FLOOR TILE GRID IS REPRESENTATIONAL ONLY. CENTER ALL GRID IN ROOM/AREAS.
- INSTALL RUBBER BASE AT ALL CARPET AND LVT LOCATIONS UNLESS OTHERWISE NOTED.
- ALL EXTERIOR CONCRETE SHALL HAVE LIGHT BROOM FINISH WITH A SHINE LEVEL: 100 GRIT POLISH.
- SEE FINISH PLAN AND LOCATION OF WALL CORNER GUARDS.
- ALL FLOORING FINISH SHALL EXTEND UNDER MILLWORK.



10/20/19 8:07:23 AM