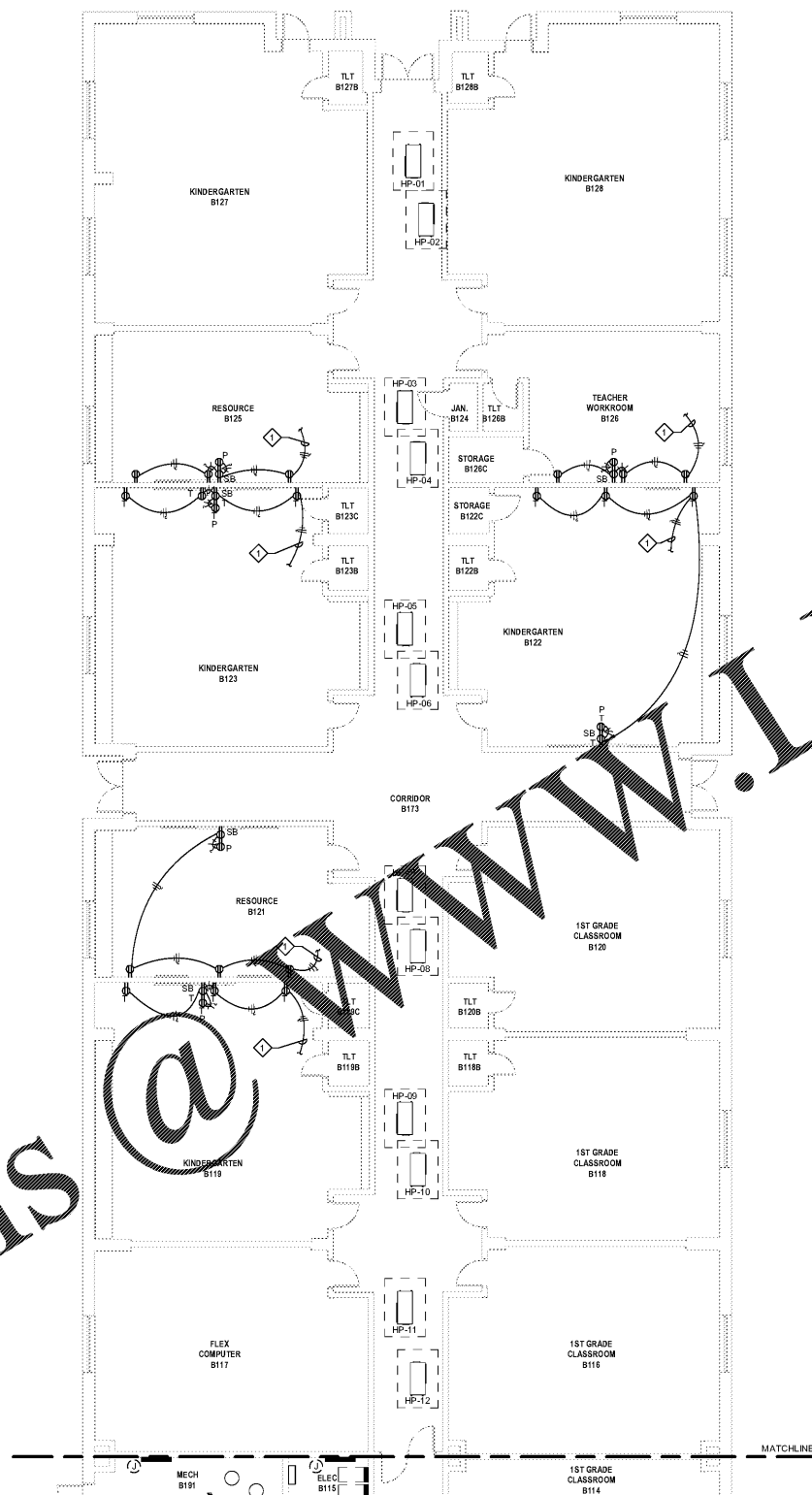
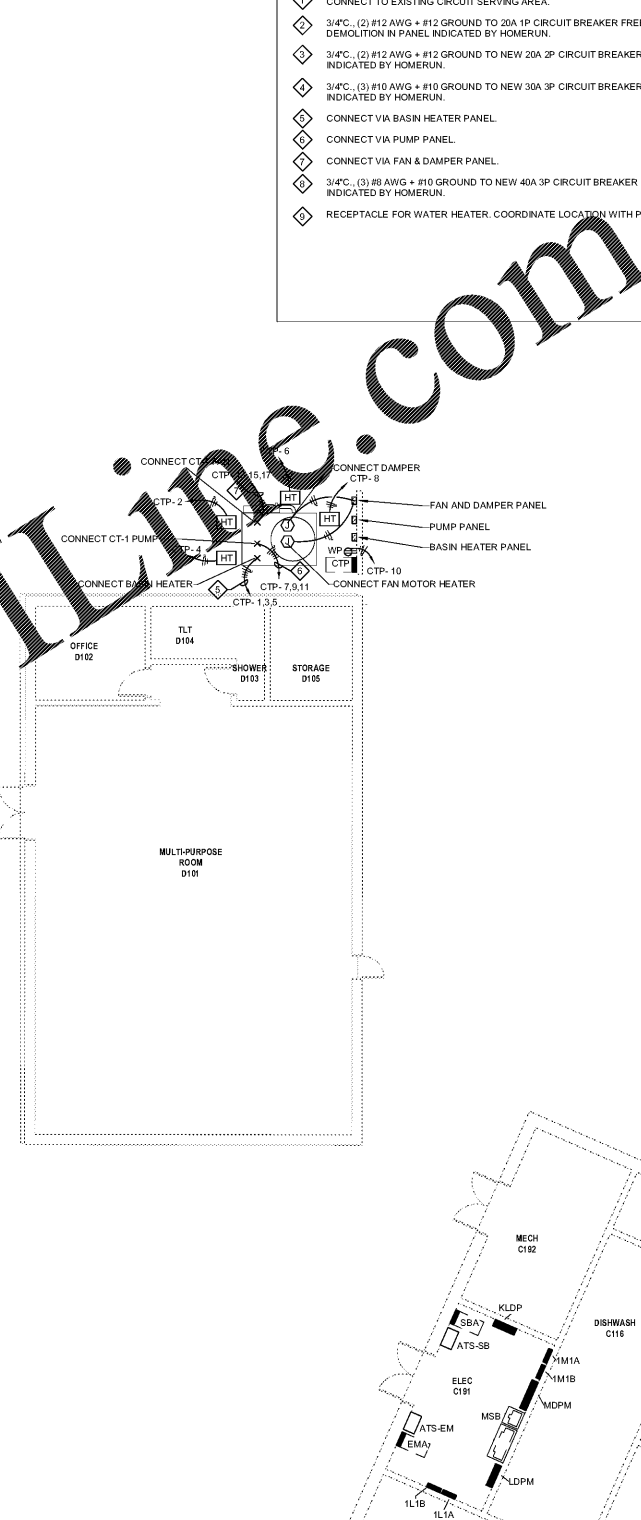


C1 FIRST LEVEL FLOOR PLAN - AREA 1-1 - ELECTRICAL
1/8" = 1'-0"



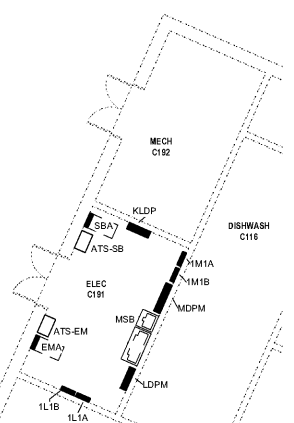
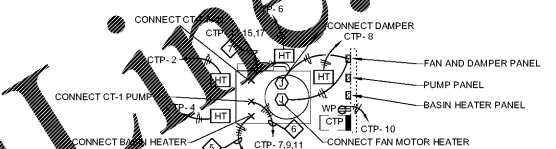
B5 FIRST LEVEL FLOOR PLAN - AREA 1-2 - ELECTRICAL
1/8" = 1'-0"



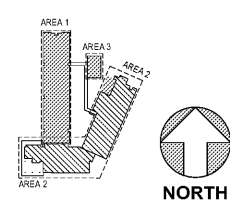
B9 FIRST LEVEL FLOOR PLAN - PARTIAL AREA 2 & AREA 3 - ELECTRICAL
1/8" = 1'-0"

KEYNOTES

- ◇ CONNECT TO EXISTING CIRCUIT SERVING AREA.
- ◇ 3/4" C. (2) #12 AWG + #12 GROUND TO 20A 1P CIRCUIT BREAKER FREED BY DEMOLITION IN PANEL INDICATED BY HOMERUN.
- ◇ 3/4" C. (2) #12 AWG + #12 GROUND TO NEW 20A 2P CIRCUIT BREAKER IN PANEL INDICATED BY HOMERUN.
- ◇ 3/4" C. (3) #10 AWG + #10 GROUND TO NEW 30A 3P CIRCUIT BREAKER IN PANEL INDICATED BY HOMERUN.
- ◇ 3/4" C. (3) #6 AWG + #10 GROUND TO NEW 40A 3P CIRCUIT BREAKER IN PANEL INDICATED BY HOMERUN.
- ◇ RECEPTACLE FOR WATER HEATER. COORDINATE LOCATION WITH PLUMBING.



KEY PLAN



GMC

1219 Wayne Street
Columbia, SC 29201
T 803.766.1235
GMCNETWORK.COM



Buford Goff & Associates, Inc.
Engineers & Planners
1433 Blenheim Ave.
Columbia, SC 29204
Phone: 803.766.1235

ISSUE	DATE
BID DOCUMENTS	10.24.19

MILLBROOK ELEMENTARY SCHOOL - ADDITIONS AND RENOVATIONS
255 E PINE LOG RD., Aiken, SC 29803
GMC # ACOL180004

FIRST LEVEL FLOOR PLAN - AREA 1 & 3 - ELECTRICAL

E2.12