

1 SECOND FLOOR PLAN - PLUMBING SUPPLY
SCALE: 1/8" = 1'-0"

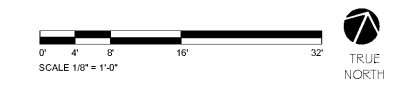
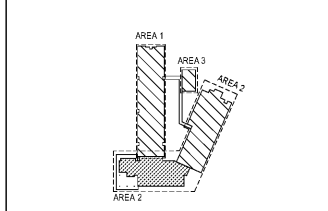
NOTES

- ① 2" C.W. LINE FROM BELOW
- ② FIXTURE AND PIPING ARE PART OF ALTERNATE. REFER TO ALTERNATE DRAWINGS

GENERAL NOTES


- ① COLD AND HOT WATER LINES SHOWN IN THE AREA OF A FIXTURE AND/OR TOILET GROUP SHALL BE RUN FULL SIZE OF HEADER INDICATED IN WALL AND/OR CHASE. PROVIDE CONNECTION TO FIXTURES, HOSE BIBS AND TRAP PRIMERS AS PLUMBING CONNECTION SCHEDULE AND DETAILS INDICATE.
- ② ALL SHUT-OFF VALVE UP TO 1/2" SHALL BE BALL VALVES.
- ③ ALL VALVES SHALL BE LOCATED MAX. 10'-0" F.F. OR 2'-0" ABOVE C.I.G. LINES UNLESS NOTED OTHERWISE.
- ④ ALL VALVES, TRAP PRIMERS AND SINK ABSORBERS ARE TO BE INSTALLED TO THE MOST ACCESSIBLE.

KEY PLAN



GMC

1219 Wayne
Columbia, SC
T
GMCNETWORK.CO



Buford
Goff
& Associates, Inc.
Engineers & Planners
1433 Blountwood Ave.
Columbia, SC 29204
Phone: 803.741.4332

ISSUE	DATE
BID DOCUMENTS	10.24.19

MILLBROOK ELEMENTARY
SCHOOL - ADDITIONS AND
RENOVATIONS
255 E PINE LOG RD, AIKEN, SC
29803
GMC # ACOL180004

SECOND FLOOR
PLAN - PLUMBING
SUPPLY
P1.2

DRAWN BY: SJM
CHECKED BY: IMWW