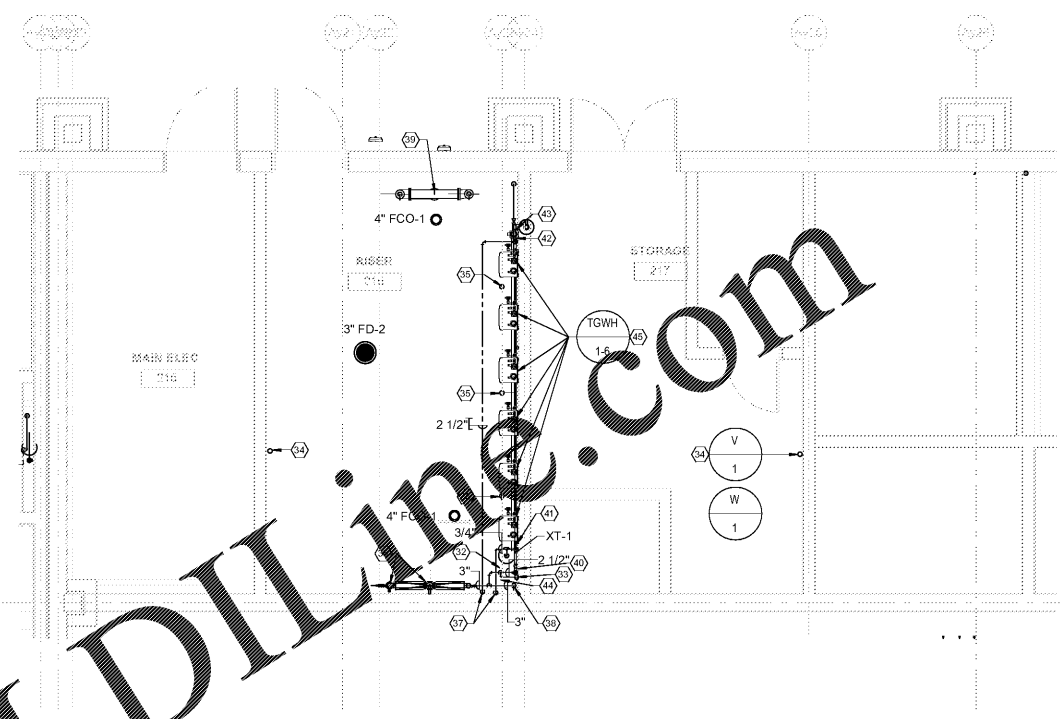
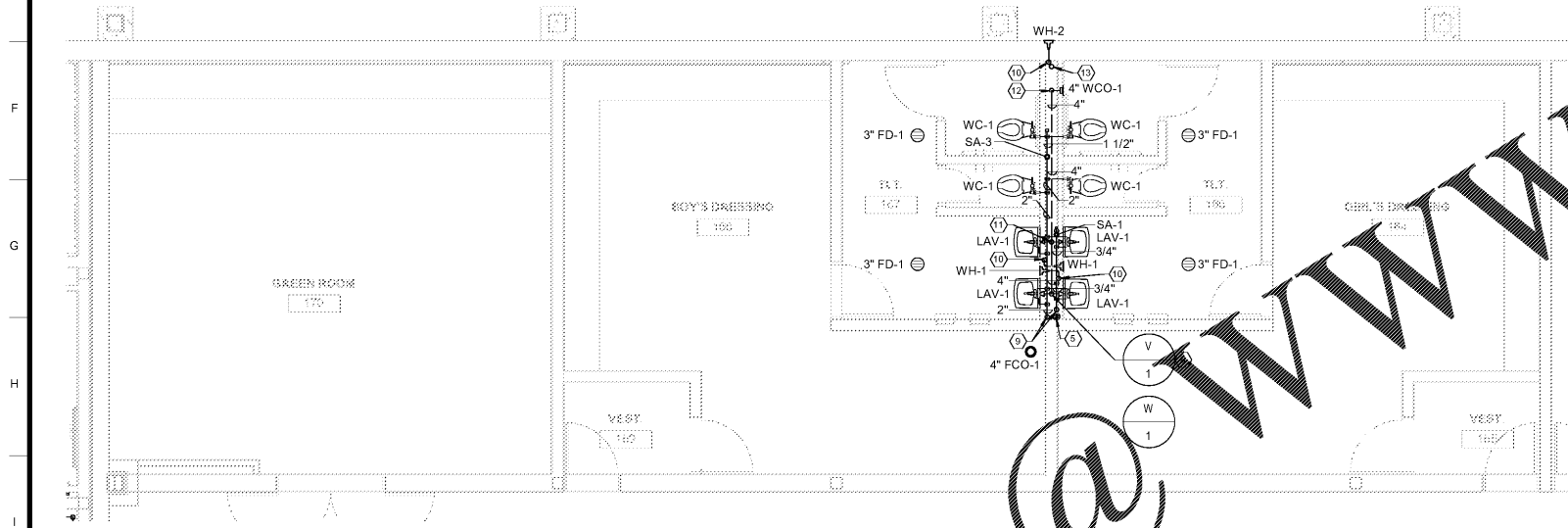


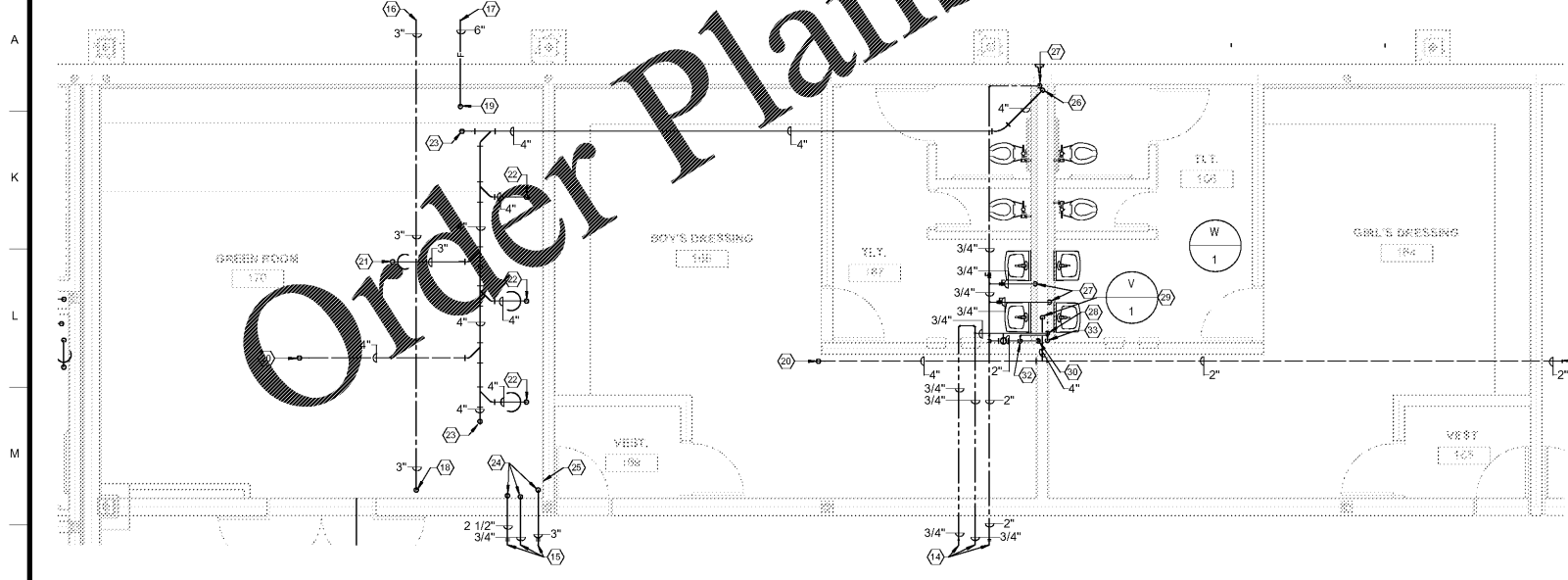
2 LEVEL 01 ENLARGED PLUMBING BELOW FLOOR PLAN - TOILET #1
1/4" = 1'-0"



4 LEVEL 02 ENLARGED PLUMBING ABOVE FLOOR PLAN - RISER ROOM
1/4" = 1'-0"



1 LEVEL 01 ENLARGED PLUMBING ABOVE FLOOR PLAN - TOILET #1
1/4" = 1'-0"



3 LEVEL 01 ENLARGED PLUMBING ABOVE CEILING FLOOR PLAN - TOILET #1
1/4" = 1'-0"

- SPECIFIC PLUMBING PLAN NOTES - P403**
- 1 4" SAN. WASTE LINE-RE: 1/P103 FOR CONTINUATION.
 - 2 4" SAN. WASTE LINE DOWN FROM FLOOR CLEANOUT.
 - 3 3" SAN. WASTE LINE DOWN FROM FLOOR DRAIN.
 - 4 4" SAN. WASTE LINE DOWN FROM WATER CLOSET.
 - 5 1/2" TRAP PRIMER LINES DOWN.
 - 6 4" SAN. WASTE LINE DOWN.
 - 7 3" SAN. WASTE LINE DOWN.
 - 8 4" SAN. WASTE DOWN AND 4" SAN. VENT UP TO ABOVE CEILING.
 - 9 2"C.W. AND 3/4" H.W. LINES DOWN FROM ABOVE CEILING.
 - 10 3/4" C.W. LINE DOWN FROM ABOVE CEILING.
 - 11 3" SAN. WASTE DOWN AND 2" SAN. VENT UP.
 - 12 4" SAN. WASTE DOWN AND 4" SAN. VENT UP.
 - 13 4" WASTE DOWN FROM FLOOR ABOVE.
 - 14 2" C.W., 3/4" H.W., AND 3/4" H.W.R. LINES-RE: 1/P103 FOR CONTINUATION.
 - 15 3" C.W., 2 1/2" H.W., AND 3/4" H.W.R. LINES-RE: 1/P103 FOR CONTINUATION.
 - 16 3" DOMESTIC WATER LINE-RE: 1/P103 FOR CONTINUATION.
 - 17 6" FIRE PROTECTION LINE-RE: 1/P103 FOR CONTINUATION.
 - 18 3" DOMESTIC WATER LINE UP TO WATER ENTRANCE ON FLOOR ABOVE.
 - 19 FIRE PROTECTION LINE UP TO SPRINKLER RISERS ON FLOOR ABOVE.
 - 20 4" SAN. VENT LINE UP TO FLOOR ABOVE.
 - 21 3" SAN. WASTE LINE DOWN FROM FLOOR DRAIN AT FLOOR ABOVE.
 - 22 4" SAN. WASTE LINE DOWN FROM HUB DRAIN AT FLOOR ABOVE.
 - 23 4" SAN. WASTE LINE DOWN FROM FLOOR CLEANOUT AT FLOOR ABOVE.
 - 24 3" C.W., 2 1/2" H.W., AND 3/4" H.W.R. LINE DOWN FROM FLOOR ABOVE.
 - 25 1/2" TRAP PRIMER LINES DOWN AT FLOOR ABOVE.
 - 26 4" WASTE DOWN TO FLOOR BELOW.
 - 27 3/4" C.W. LINE DOWN TO FLOOR BELOW.
 - 28 3/4" H.W. LINE DOWN TO FLOOR BELOW.
 - 29 4" SAN. VENT LINE UP FROM FLOOR BELOW.
 - 30 2 C.W. LINE DOWN TO FLOOR BELOW.
 - 31 4" SAN. VENT LINE-RE: 1/P103 FOR CONTINUATION.
 - 32 RISE 1/2" C.W. LINE OFF TOP OF WATER MAIN.
 - 33 DROP 1/2" C.W. INTO TOP OF TRAP SEAL PRIMER VALVE AND DISTRIBUTION UNIT - RE: SPEC'S. - PROVIDE ONE (1) VALVE AND DISTRIBUTION UNIT TO PROVIDE TRAP SEAL PROTECTION TO FOUR (4) TRAPS - LOCATE VALVE AND DISTRIBUTION UNIT ABOVE CEILING LEVEL AND DROP FOUR
 - 34 4" SAN. VENT LINE UP TO 4" V.T.R.
 - 35 4" SAN. HUB DRAIN.
 - 36 3" DOMESTIC WATER UP FROM BELOW FLOOR UP TO 3" DOMESTIC WATER ENTRANCE-RE: DETAIL 10/P502.
 - 37 2 1/2" 2 1/2" H.W. AND 3/4" H.W.R. LINES DOWN TO BELOW FLOOR.
 - 38 3" C.W. LINES DOWN TO BELOW FLOOR.
 - 39 SPRINKLER RISER-RE: DWG. F102 FOR REQUIREMENTS.
 - 40 2 1/2" C.W. LINE DOWN-CONNECT TO WATER HEATER.
 - 41 3/4" H.W.R. LINE DOWN-CONNECT TO WATER HEATER.
 - 42 2 1/2" H.W. LINE DOWN-CONNECT TO WATER HEATER.
 - 43 3" LOW PRESSURE (7" WC) GAS LINE DOWN-CONNECT TO WATER HEATER.
 - 44 EXTEND 3/4" C.W. LINE UP TO POST HYDRANT LOCATED ON ROOF. SEAL PENETRATION THROUGH ROOF WATER TIGHT.
 - 45 T.G.W.H.-(1-6)-RE: SPEC'S., SCHEDULE, AND DETAIL 6/P501.

Order Plans @ www.lidilinc.com

SA&E PROJECT NUMBER	01-615-056
BID PACKAGE	BP-1
ISSUED FOR CONSTRUCTION	10/15/2019
REVISIONS	
R #	Doc #
Date	

Southern AE
 7951 Truon Circle
 Austell, Ga 30168
 (770) 819-7777
architects & engineers

FACILITY CODE NUMBER: 674-0110
GYMNASIUM/AUDITORIUM FOR:
HEARD COUNTY SCHOOLS

545 MAIN STREET, FRANKLIN, GA 30217
HEARD COUNTY SCHOOL SYSTEM
 FRANKLIN, GEORGIA

ENLARGED PLUMBING FLOOR PLANS

DRAWING NUMBER
P403