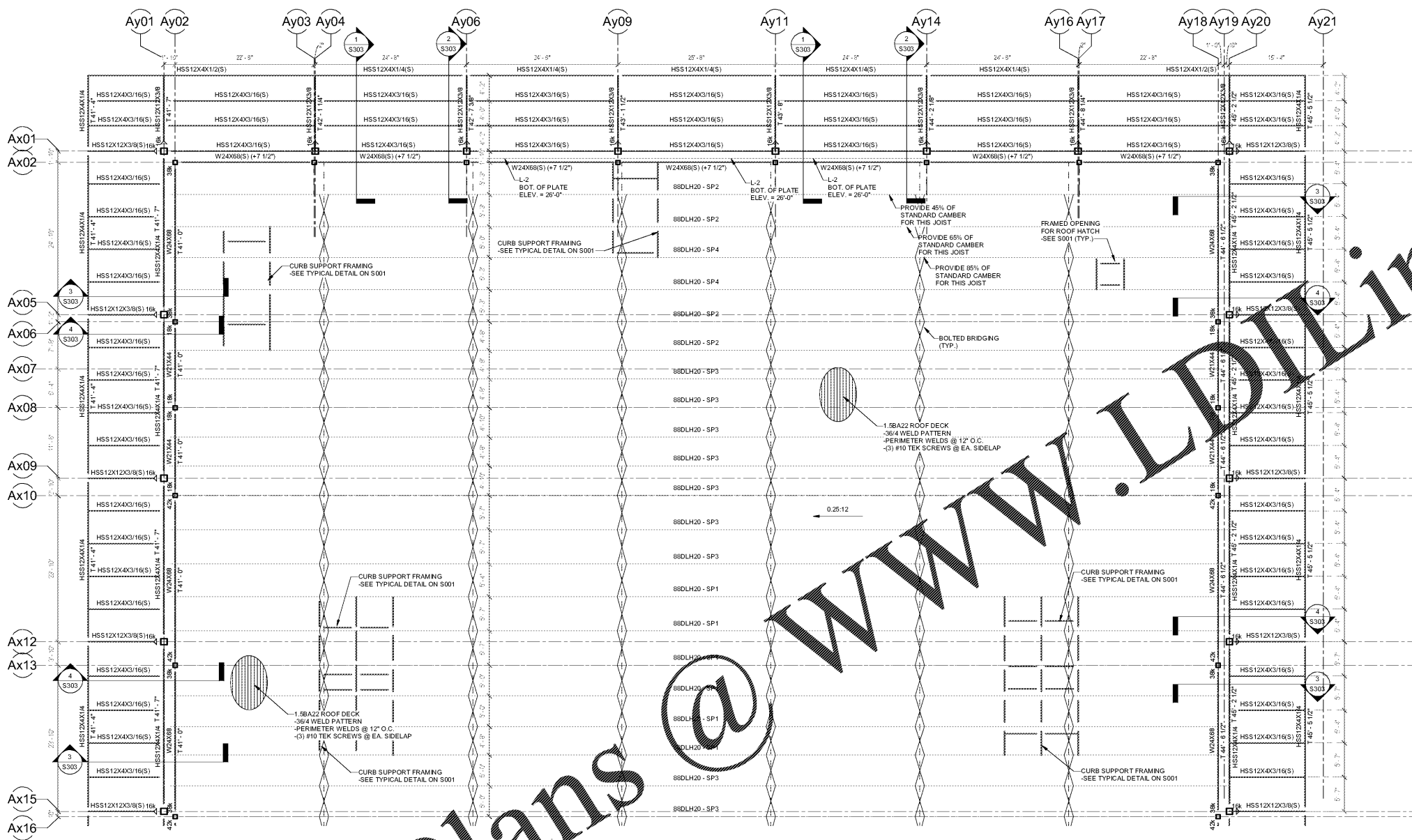


ROOF FRAMING NOTES

- SEE THE FOUNDATION PLAN FOR COLUMN SIZES.
- TOP OF STEEL ELEVATION IS MEASURED IN RELATION TO THE BUILDING FINISH FLOOR ELEVATION 0'-0".
- DESIGN BEAM SHEAR CONNECTIONS FOR (ASD) REACTIONS SHOWN ON THE PLAN AND PROVIDE THE MINIMUM BOLTED CONNECTION AS SHOWN ON S001 ON THE "BEAM & COLUMN CONNECTION DETAIL". WINDING REACTION IS SHOWN. DESIGN THE CONNECTION FOR NO LESS THAN 10 KIIPS.
- SEE SHEET S001 FOR THE FOLLOWING:
 - BEAM & PLATE LINTEL SCHEDULE
 - GENERAL NOTES
 - ROOF OPENING & MECHANICAL SUPPORT DETAILS
 - STANDARD BEAM COLUMN CONNECTIONS
 - STANDARD LINTEL SCHEDULE
 - STEEL DECK ATTACHMENT DETAIL
- BEAM BRIDGE POINTS NOT DIMENSIONED ON THE PLANS ARE TO BE LOCATED 1/2" FROM THE COLUMN LINE, TYPICAL.
- SEE S002 FOR SPECIAL JOIST LOAD DIAGRAMS. ALL ROOF JOISTS DESIGNATED 88DLH20-SP** ARE SPECIAL JOISTS.
- ALL JOIST SEATS ARE TO BE 7/16"

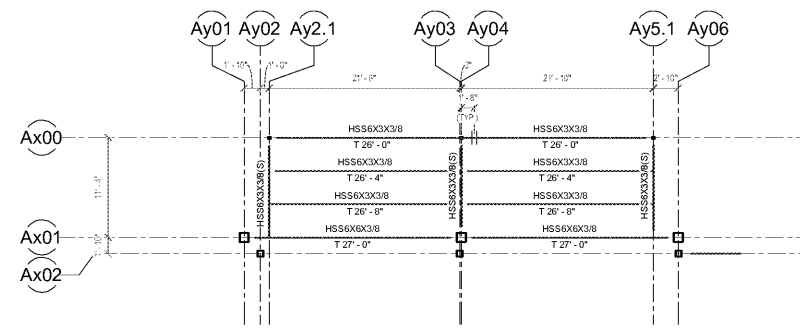
ROOF FRAMING LEGEND

- ◆ LINTEL MINIMUM BEARING 0'-4" AND FILL CELLS WITH GROUT CONTINUOUS TO FOOTING
- ◆ LINTEL MINIMUM BEARING 1'-4" AND FILL CELLS WITH GROUT CONTINUOUS TO FOOTING
- ⊗ 05 1200, X-BRIDGING FOR JOISTS (REFER TO DETAILS FOR ANGLE SIZE)
- 05 2100, STANDARD BRIDGING FOR JOISTS
- BEAM SHEAR PLATE
- BEAM BELOW
- (B) BEAM BELOW
- 1'-1" BEAM AND PLATE LINTEL, SEE SCHEDULE ON S001
- (S) SLOPING BEAM - TOP OF STEEL SHALL MATCH DECK BEARING, UNLESS DETAILED OTHERWISE
- 1" SIMILAR DETAIL
- TOP OF STEEL
- 11" (ASD) BEAM SHEAR REACTION IN KIIPS
- (SWB) SHEAR WALL BELOW - SEE S002 FOR BEAM ANCHORAGE TO WALL
- (DS) DRAG STRUT - SEE S002 FOR TYPICAL CONNECTIONS

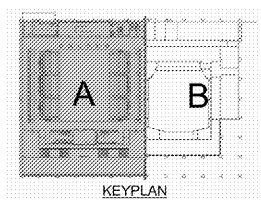


GYM ROOF - Part 1
1/8" = 1'-0"

Order Plans @



OUTDOOR GRILLING AREA - FRAMING PLAN
1/8" = 1'-0"



SA&E PROJECT NUMBER	01-615-056
BID PACKAGE	BP-1
ISSUED FOR CONSTRUCTION	10/15/2019
Southern AE	
7951 Troon Circle Austell, Ga 30168 (770) 819-7777	REVISIONS
architects & engineers	R # Doc # Date
FACILITY CODE NUMBER: 674-0110 GYMNASIUM/AUDITORIUM FOR: HEARD COUNTY SCHOOLS 545 MAIN STREET, FRANKLIN, GA 30217 HEARD COUNTY SCHOOL SYSTEM FRANKLIN, GEORGIA	
GYM ROOF FRAMING PLAN - Part 1	
	DRAWING NUMBER
	S109