

1 REFLECTED CEILING PLAN

TYPE	SYMBOL	MANUFACT./CAT. #	DESCRIPTION	MOUNTING TYPE	LAMP(S)	VOLTS/WATTS	REMARKS
A	[Symbol]	DAY-BRITE LIGHTING TK-5-32-UNV	4' 2-LAMP STRIP SINGLE END WIRED	CEILING MOUNTED	LED T8	277 34	PROV. BY FB & INST. BY T.S.C.
A1	[Symbol]	DAY-BRITE LIGHTING TK-5-32-UNV (2) 1K-BF	8' INDUSTRIAL WITH CROSS BATTLE	CABLE MOUNTED	LED T8	277 11	PROV. BY FB & INST. BY T.S.C.
A2	[Symbol]	DAY-BRITE LIGHTING TK-5-32-UNV (1) 1K-BF	8' INDUSTRIAL WITH CROSS BATTLE	CABLE MOUNTED	LED T8	277 11	PROV. BY FB & INST. BY T.S.C.
AB	[Symbol]	DAY-BRITE LIGHTING TT-2-32-UNV	8' 2-LAMP STRIP SINGLE END WIRED	CEILING MOUNTED	LED T8	277 66	PROV. BY FB & INST. BY T.S.C.
B	[Symbol]	SONOCO SOLUTION 9-0650-1000-02-00	8' 2-LAMP STRIP SINGLE END WIRED	PENDANT MOUNTED	LED T8	277 66	PROV. BY FB & INST. BY T.S.C.
E	[Symbol]		DUMMY DOME DROP CAMERA	PENDANT MOUNTED			PROV. BY FB & INST. BY T.S.C.
F	[Symbol]	EXTRONIX AMTR	UNIVERSAL EXT. LED RED	SPRING MOUNTED	LED	277 2	PROV. BY FB & INST. BY T.S.C.
FL	[Symbol]	LOEHR QUICK CONNECT LIGHTS LKGQ-8-LEDAG00	9" OR 4" UNDER SHELF LIGHTING REFLECTOR PLAN	WALL MOUNTED	LED	24 3/FT	PROV. BY FB & INST. BY T.S.C.
G	[Symbol]	SURE-LITE APL	DUAL-ENDED PERSONAL TV BATTERY	CEILING MOUNTED	LED	277 76	SEE DTL. #4230 FOR MOUNTING PROVIDED BY FB & INST. BY T.S.C.
I	[Symbol]	CON-TECH LIGHTING RL30-OTR3022-CLR	6" INCANDESCENT DOWN LIGHT SPECIAL ORDER CLEAR	RECESSED FIXTURE	17A PAR 38 LED	120 25	PROV. BY FB & INST. BY T.S.C.
J	[Symbol]	EXTRONIX LL12-24-0-UV T121H	QUANTEX LED RECYCLE TV BATTERY	SURFACE MOUNTED		12 12	PROV. BY FB & INST. BY T.S.C.
L	[Symbol]	GOOPER W10RS25H	EXTERIOR WALL PLANT	SURFACE MOUNTED	LED	277 18	PROV. BY FB & INST. BY T.S.C.
LB	[Symbol]	MDI HORN-LITE X-6484-3K-SLM10	4" FIXTURE HORN-LITE IN STYLE SECTION	CLIP MOUNTED	LED	120 -	PROV. BY FB & INST. BY T.S.C.
LT-4	[Symbol]	HOUSLING AND TOWN LAMP BALLASTS 3PAR38S40-08S4M	3 TRACK	THREADED ROD PAINTED P-I	LED	120 17	PROV. BY FB & INST. BY T.S.C.
LT-8	[Symbol]	HOUSLING AND TOWN LAMP BALLASTS 3PAR38S40-08S4M	3 TRACK	THREADED ROD PAINTED P-I	LED	120 17	PROV. BY FB & INST. BY T.S.C.
M	[Symbol]	PP24-G	EXTERIOR SCENE	SURFACE MOUNTED	LED	277 46	PROV. BY FB & INST. BY T.S.C.
N	[Symbol]	GOOPER FR35-30-200-11-01-10-01	UNDER CANOPY LIGHT	SURFACE MOUNTED	LED	277 26.5	PROV. BY FB & INST. BY T.S.C.
WPI	[Symbol]	CISSCO SYSTEMS MR42-MY MERAKI MR24	WIRELESS NETWORK HARDWARE	WALL MOUNTED, UNCO. VENTY -17X14M-C-CVR		12 -	PROV. BY FB & INST. BY T.S.C.

NOTE: LIGHT FIXTURES WILL BE PROCURED THROUGH A NATIONAL LIGHTING PROGRAM WITH VILLA LIGHTING. VILLA-LIGHTING CORPORATION HAS NEGOTIATED DISCOUNTED BULK PRICING FOR BENEFIT OF ITS LAKELAND BUILDING PROJECTS NATIONWIDE. PRODUCT WILL BE STOCKED AT VILLA LIGHTING'S DISTRIBUTION CENTER IN ST. LOUIS, MO, AND CAN SHIP WITHIN 48 HOURS OF RELEASE. PLEASE ALLOW A MAXIMUM OF 4-5 DAYS OF TRAVEL AFTER RELEASE. CONTACT LAUREN HEMBELEY AT (314) 659-0429 OR LAURENHEM@VILLA-LIGHTING.COM

2 LIGHTING FIXTURE SCHEDULE

3 SHEET NOTES

1. THE ELECTRICAL DRAWINGS ARE A DIAGRAMMATIC REPRESENTATION OF THE WORK TO BE ACCOMPLISHED AND AS SUCH SHOULD NOT BE INTERPRETED TO INDICATE ANY WORK EQUIPMENT OR MATERIAL SORT IS GOVERNED BY THE N.E.C. OR ANY OTHER GOVERNING CODES OR ORDINANCES.

2. MAIN METERS AND DISTRIBUTION GEAR SHALL COMPLY WITH SERVING UTILITY COMPANY, N.E.C., U.L. AND ALL LOCAL GOVERNING AGENCIES PRIOR TO INSTALLATION OF SAID EQUIPMENT.

3. ELECTRICAL WORK SHALL COMPLY WITH ALL N.E.C., U.L. AND ALL OTHER LOCAL GOVERNING ORDINANCES AND CODES HAVING LEGAL JURISDICTION.

4. THE ELECTRICAL CONTRACTOR IS RESPONSIBLE FOR OBTAINING AND PAYING FOR ANY REQUIRED PERMITS, ETC.

5. THE ELECTRICAL CONTRACTOR SHALL VERIFY THE EXACT LOCATIONS OF SERVICING POINTS WITH THE SERVING VOLTAGE REQUIREMENTS AND NOTIFY ALL TRADES OF SERVING VOLTAGE.

6. ALL SYSTEMS AND EQUIPMENT GROUNDS SHALL BE INSTALLED IN STRICT ACCORDANCE WITH ALL CODE REQUIREMENTS.

7. THE ELECTRICAL CONTRACTOR SHALL VERIFY THE EXACT LOCATIONS OF ALL H.V.A.C. EQUIPMENT AND SHALL FURNISH AND INSTALL ALL CONDUITORS AND CONDUIT TO ALL EQUIPMENT AND CONTROLS. CONTRACTOR SHALL MAKE ALL NECESSARY CONNECTIONS AS REQUIRED FOR A COMPLETE WORKING SYSTEM. CONTRACTOR SHALL VERIFY ALL SIZES AND ELECTRICAL REQUIREMENTS PRIOR TO INSTALLATION.

8. THE ELECTRICAL CONTRACTOR SHALL SUBMIT (3) COPIES OF THE SHOP DRAWINGS AND MATERIAL LISTS TO THE ELECTRICAL DESIGNER PRIOR TO INSTALLATION.

9. CONTRACTOR SHALL VERIFY INTERRUPTING CAPACITIES WITH SERVING UTILITY COMPANY AND PROVIDE ALL SWITCH GEAR AS REQUIRED FOR THEIR DRAWINGS.

10. CONTRACTOR SHALL VERIFY AND INCLUDE IN BID ALL SERVICE COSTS THAT MAY BE REQUIRED BY SERVING UTILITY COMPANY.

11. CONTRACTOR SHALL VERIFY THE EXACT LOCATION

12. CONTRACTOR SHALL VERIFY THE SIZE, AMOUNT, AND LOCATION OF ALL PRIMARY AND SECONDARY CONDUIT WITH THE LOCAL SERVING UTILITY.

13. CONTRACTOR SHALL VERIFY WITH THE SERVING UTILITY THE LOCATION, SIZE AND MINIMUM CLEARANCE REQUIREMENTS FOR ALL TRANSFORMERS OR SIMILAR EQUIPMENT.

14. THE CONTRACTOR SHALL PROVIDE AND INSTALL STARTER AND/OR DISCONNECTS ON ALL EQUIPMENT WITHOUT FACTORY MOUNTED SAFETY DEVICES AND SHALL BE RESPONSIBLE IN ACCORDANCE WITH MANUFACTURERS INSTRUCTIONS. THIS EQUIPMENT INCLUDES BUT NOT LIMITED TO ALL MOTORS, CONTROLLERS, AND PLYOT DEVICES AS SUPPLIED BY OTHERS.

15. ALL WIRE RIGID AND LARGER SHALL BE COPPER THX RATED 75#.

16. ALL WIRE SMALLER THAN RIGID SHALL BE COPPER THX RATED 60#.

17. FUSES AND CIRCUIT BREAKERS SHALL COMPLY WITH SERVING UTILITY COMPANY INTERRUPTING CAPACITY REQUIREMENTS.

18. TELEPHONE SYSTEM IS SCHEMATIC ONLY AND SHALL BE INSTALLED PER OWNERS REQUIREMENTS.

19. MOUNT ALL SWITCHES AT 48" AFF. UNLESS OTHERWISE NOTED.

20. MOUNT ALL WALL OUTLETS AT 18" AFF. UNLESS OTHERWISE NOTED.

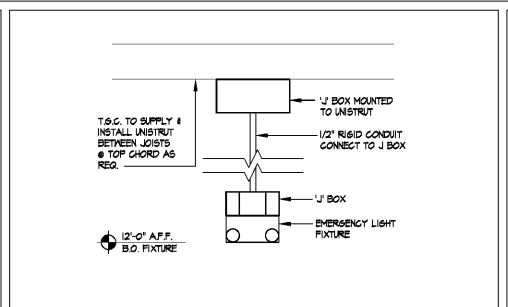
21. BREAKERS IN ALL SUB-PANELS SHALL BE UL RATED FOR A MINIMUM OF 10000 AMPS ICA OR PER SERVING UTILITY COMPANY.

22. PLASTIC PIPE APPROVED FOR UNDERGROUND USE MAY BE USED WHERE ALLOWED BY GOVERNING BUILDING AUTHORITY.

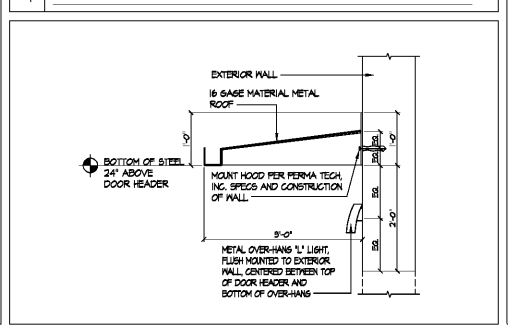
23. SEE "S" SHEET FOR ADDITIONAL INFORMATION AND SPECIFICATIONS APPLICABLE TO THE ELECTRICAL WORK.

24. O.C. TO KEEP ONE (1) SEALED CASE & REMINDER OF LAST OPEN CASE OF LAMPS TO BE LEFT IN STOCKROOM.

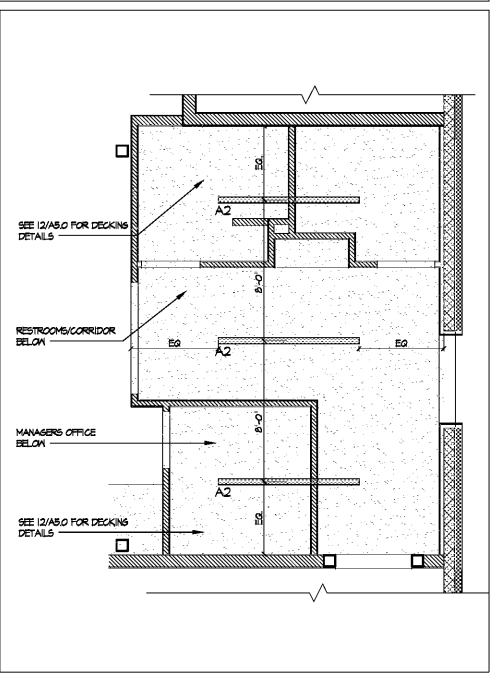
4 EMERGENCY LIGHT DTL.



5 REAR HOOD



6 DECKING LIGHT DTL



6 DECKING LIGHT DTL SCALE: 1/4" = 1'-0"

DATE ISSUE

DATE	REVISION	NAME
09/18/19	PERMIT / OWNER	

PROJECT NAME / LOCATION
five BEL'W
 NORTH LAKELAND
 919 LAKELAND PARK CENTER DRIVE
 LAKELAND, FL 33809

PROJECT INFORMATION
 DATE: SEPTEMBER 18, 2019
 PROJECT NO. 190636
 DELIVERY TYPE: AS-IS

DRAWN: JTB
 CHECKED: JDM

SHEET TITLE / NUMBER
 REFLECTED CEILING PLAN
A2.0