

ENGINEER

ARCHITECTURAL SEAL

DATE ISSUE

DATE REVISION

DATE	REVISION	NAME
09/18/19	PERMIT / OWNER	

PROJECT NAME / LOCATION

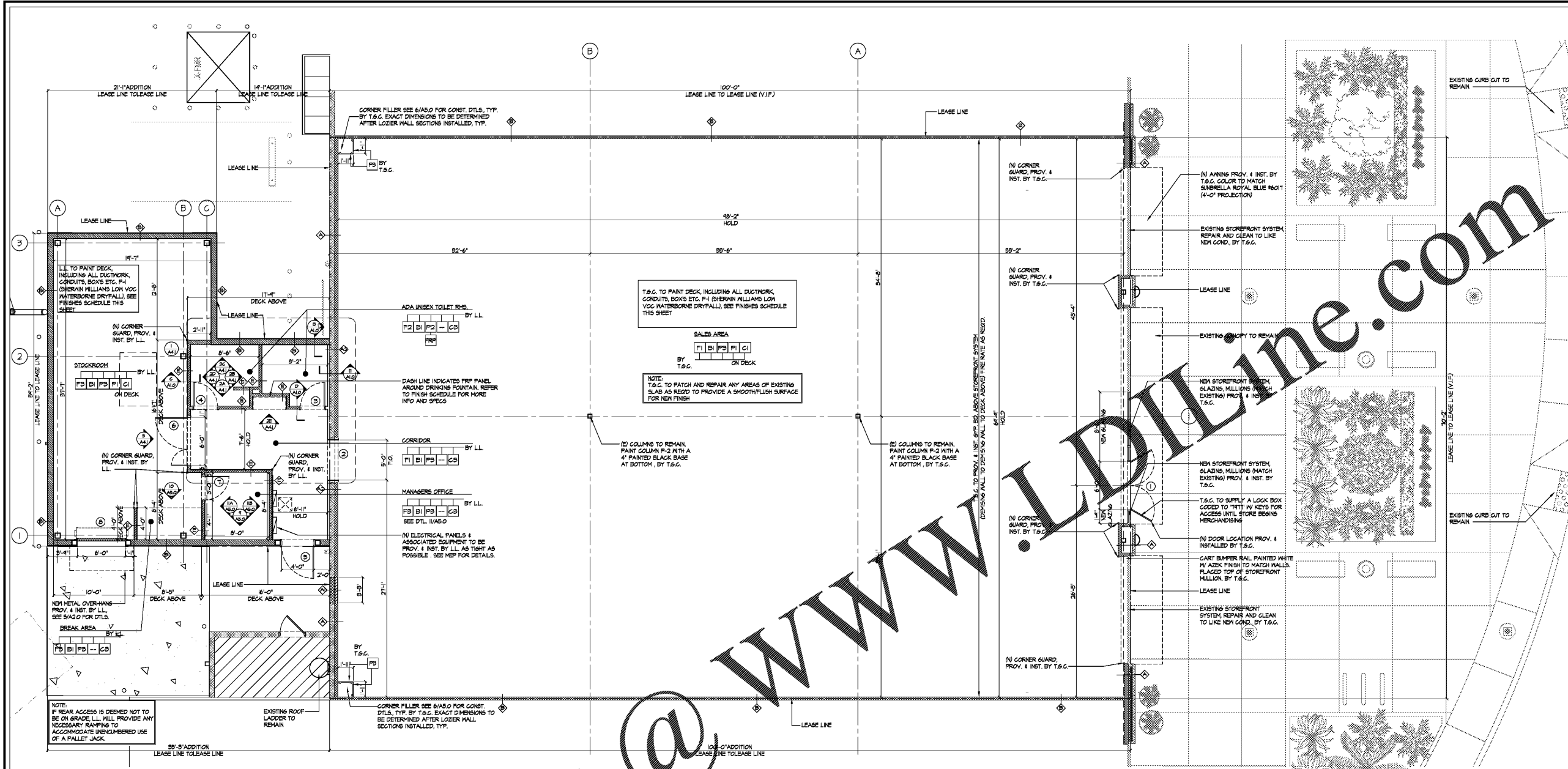
**FIVE BELOW**  
 NORTH LAKELAND  
 919 LAKELAND PARK CENTER DRIVE  
 LAKELAND, FL 33809

PROJECT INFORMATION  
 DATE: SEPTEMBER 18, 2019  
 PROJECT NO. 190636  
 DELIVERY TYPE: AS-IS

DRAWN: JTB  
 CHECKED: JDM

SHEET TITLE / NUMBER

FINISH / FLOOR PLAN  
**A1.0**



1 FLOOR/ FINISH PLAN SCALE: 3/16" = 1'-0"

EXISTING TILT UP CONCRETE WALL WITH EXISTING 6YF BD. EXTEND TO DECK ABOVE AS REQD. PATCH AND REPAIR AS REQD. BY T.S.G.

INFILL EXISTING WALL TO MATCH ADJACENT FINISHES. 6YF. BD. EXTEND TO DECK ABOVE AS REQD. PATCH AND REPAIR AS REQD. MATCH EXISTING. BY L.L. (U.S.P.)

5/8" TYPE 'X' 6YF. BD. OVER 2 1/2" MTL. STUDS @ 16" O.C. FROM FLOOR TO 4'-0" A.F.F. SUPPLY & INSTALL 8J62-48 MTL. JOISTS @ 16" O.C. IN 3/4" PLYWOOD ON DECK. SEE DTL. (U.S.P.)

EXISTING METAL STUD CONCRETE WALLS WITH 6YF. BD. TO DECK ABOVE. PATCH AND REPAIR AS REQD. BY T.S.G.

NEW EXTERIOR METAL STUD WALLS WITH 6YF. BD. TO DECK ABOVE. PATCH AND REPAIR AS REQD. PER LANDLORD PLANS. BY L.L.(U.S.P.)

5/8" TYPE 'X' 6YF. BD. OVER 3 1/2" MTL. STUDS @ 16" O.C. FROM FLOOR TO 4'-0" A.F.F. SUPPLY & INSTALL 8J62-48 MTL. JOISTS @ 16" O.C. IN 3/4" PLYWOOD ON DECK. SEE DTL. (U.S.P.)

DIABLO SH FOR DECK WALL CONNECTION. USE WATER RESISTANT 6YF. BD @ TOILET ROOMS. BY L.L.

5/8" TYPE 'X' 6YF. BD. OVER 3 1/2" MTL. STUDS @ 16" O.C. FROM SLAB TO 4'-0" A.F.F. USE WATER RESISTANT 6YF. BD @ MOP SINK LOCATION. BY L.L.

NOTE: ALL NEW WALLS SHOULD HAVE A SMOOTH FINISH  
 MAXIMUM ALLOWABLE CLEAR SPAN HEIGHT IN FEET (L/240)  
 NON-BEARING DRYWALL STEEL STUDS, TRACK AND ACCESSORIES BY CLARK DIERICH BUILDING SYSTEMS ICC REPORT NO. ESR-2497

STUD SIZE & GAUGE	12' O/C	16' O/C	24' O/C
1 5/8" x 3 5/8" x 25 GA	14'-8"	18'-4"	11'-8"
1 5/8" x 3 5/8" x 20 GA	18'-1"	18'-6"	14'-4"
1 5/8" x 6" x 20 GA	21'-7"	24'-7"	21'-6"
1 5/8" x 3 5/8" x 18 GA	21'-0"	11'-1"	16'-8"
1 5/8" x 6" x 18 GA	31'-2"	28'-4"	24'-4"

FLOORING / BASE FINISH	DESCRIPTION / MATERIAL	MANUFACTURER	SPEC / FINISH	MANUFACTURER #
F1	POLISHED CONCRETE OVER POLISHING SYSTEM	QUESTMARK CONC.	SALES AREA	
F2	12" x 12" x 1/8" VCT	ARMSTRONG	SALES AREA	
F3	POLISHED CONCRETE OVER (B) CONCRETE SLAB	QUESTMARK CONC.	TOILET ROOMS	
F4	18" x 18" x 1/8" LUXURY VINYL TILE (LVT)	TAN ARGENTIVA	CORRIDOR	8072
F5	6" x 6" x 1/8" HPL SHEET VINYL FLOORING	ARMSTRONG	MANAGER'S OFFICE	88702
F6	12" x 12" x 5/16" CERAMIC TILE (4" BREAK JOISTS)	DECO CERAMIC	MANAGER'S OFFICE	GH28 (1)
F7	4" VINYL BASE	ARMSTRONG	MANAGER'S OFFICE	V4860
C1	MTL/WOOD DECK - 2" TO JOISTS	SHERWIN WILLIAMS	WATERBORNE DRYFALL LOW VOC - FLAT SHEEN	SW-1005
C2	24" x 48" ACOUSTIC CEILING	ARMSTRONG	CORTEXA	141
C3	6YF. BOARD CEILING	SHERWIN WILLIAMS	PROMAR 200 ZERO VOC SEMI GLOSS SHEEN	SW-1005
M1	FLUORESCENT WHITE PAINT	SHERWIN WILLIAMS	WATERBORNE DRYFALL LOW VOC - FLAT SHEEN	SW-1005
M2	PURE WHITE PAINT	SHERWIN WILLIAMS	PROMAR 200 ZERO VOC SEMI GLOSS SHEEN	SW-1005
M3	PURE WHITE PAINT	SHERWIN WILLIAMS	PROMAR 200 ZERO VOC SEMI GLOSS SHEEN	SW-1005
FR	FREBBLED EMBOSSED TEXTURE WHITE COLOR	GLASBORD	FIBERGLASS REINFORCED PLASTIC-MOISTURE RESIST	WHITE-25
M4	MALLPAPER	VISION INTEGRATED GRAPHICS	CUSTOM	N/A
SF1	STOREFRONT EPS SYSTEM 1" MIN. DEPTH	DRYVIT	FIVE BELOW BLUE SIGNAGE EPS	FIBS-010215
SF2	STOREFRONT EPS SYSTEM 2" MIN. DEPTH	DRYVIT	8456 OYSTEK SHELL PRIMARY FACADE	FIBS-07102
SF3	STOREFRONT EPS 2"x4" FRAME 4" MIN. EPS CORNICE	DRYVIT	810 "CHINA WHITE" FRAME AROUND BLUE	FIBS-061021
SF4	STOREFRONT BRAKE METAL	ALPOLIG OR SIM.	FIVE BELOW BLUE	HEU BLUE
SF5	STOREFRONT BRAKE METAL BASE CLADDING	ALPOLIG OR SIM.	BRUSHED CLEAR ANODIZED	N/A

INTERIOR FINISH RATINGS: ALL INTERIOR FINISHES SHALL BE CLASS 1 PER NFPA 226-FLAME SPREAD RATING OF 25 OR LESS WITH MAXIMUM SMOKE GENERATION FACTOR OF .450

2 WALL LEGEND

3 FINISHES LEGEND/ NOTES

NOTE: T.S.G. OF L.L. TO PROVIDE ALL INTERIOR PARTITIONS, DOORS, LIGHTS, ETC. L.L. TO VERIFY & COORDINATE W/ FIVE BELOW REF. THAT ANY ALL T.S.G. & L.L. SUPPLIED ITEMS ARE INSTALLED TO FIVE BELOW APPROVAL.

NOTE: ALL PAINT USED IN FIVE BELOW MUST BE FROM SHERWIN WILLIAMS AND MATCH THE FIVE BELOW PROCESS AND RECOMMENDED PRIMER SPECIFICATION. ANY DEVIATION WILL REQUIRE A REVISION TO MATCH SPECIFICATIONS AT T.S.G. CONTRACTOR'S EXPENSE.

NOTE: PROVIDE COLOR SWITCHES ON SITE TO ENSURE THAT THE PAINT THAT IS PURCHASED MATCHES THE COLORS.

NOTE: THE SPECIFICATION IS MANDATORY AND NO SUBSTITUTIONS OR CHANGES ARE PERMITTED. IF CHANGES OR SUBSTITUTIONS ARE MADE, THEY ARE AT THE CONTRACTOR'S RISK.

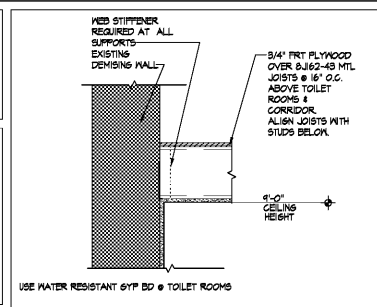
FINISH NOTES:  
 1. SEE (A) FOR ALL SALES AREA PAINT LOCATIONS  
 2. ALL PAINT IS SHERWIN WILLIAMS. NO SUBSTITUTIONS WILL BE ACCEPTED.  
 3. CONTACT SHERWIN WILLIAMS FOR PAINT SPECS & CUSTOM COLOR FORMULAS.

NOTE:  
 1. PATCH AND REPAIR ALL WALLS AS NEEDED TO BE READY FOR PAINT.  
 2. ALL EXISTING FINISH TO REMAIN.  
 3. ALL ITEMS ON DECK TO BE PAINTED P-1.

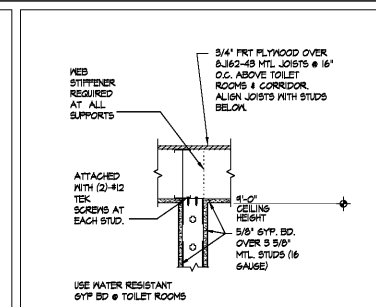
LOCATION PROV. & INST. BY

FLOOR FINISH  
 BASE SPEC  
 WALL FINISH  
 DECK FINISH  
 CEILING SPEC

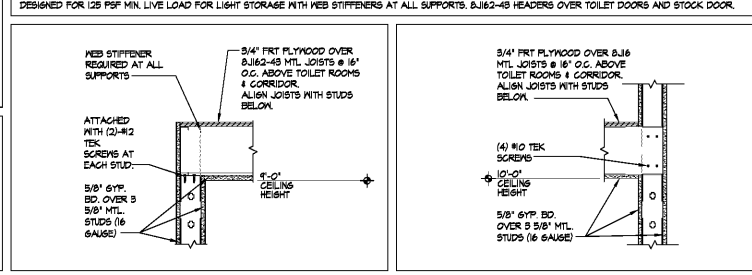
A FINISH DESIGNATIONS




B DECKING DTL. SCALE: 1" = 1'-0"




D DECKING DTL. SCALE: 1" = 1'-0"



C DECKING DTL. SCALE: 1" = 1'-0"



E DECKING DTL. SCALE: 1" = 1'-0"



F OPEN