


LOW VOLTAGE CONNECTION SCHEDULE					
LV#	EQUIPMENT NAME (TAG)	ORIGIN	CABLE	TERMINATION	Comments
2	H13	CASHWRAP LOTTERY TERMINAL	CAT6	RJ45	
3	GAS DISPENSER MONITOR				BY VENDOR (UAS)
4	SECURITY MONITOR				BY VENDOR (UAS)
5	GAS DISPENSER MONITOR				BY VENDOR (UAS)
10	POS UNIT	STORE NETWORK SWITCH	CAT6	RJ45	
11	INTERCOM (K2)	INTERCOM CONTROLLER	CAT6	RJ45	
12	CREDIT CARD READER	STORE NETWORK SWITCH	CAT6	RJ45	
13	SELF CHECKOUT UNIT	STORE NETWORK SWITCH	CAT6	RJ45	
14	SELF CHECKOUT UNIT	STORE NETWORK SWITCH	CAT6	RJ45	
15	SELF CHECKOUT UNIT	STORE NETWORK SWITCH	CAT6	RJ45	
16	SELF CHECKOUT UNIT	STORE NETWORK SWITCH	CAT6	RJ45	
17	SELF CHECKOUT UNIT	STORE NETWORK SWITCH	CAT6	RJ45	
18	SELF CHECKOUT UNIT	STORE NETWORK SWITCH	CAT6	RJ45	
19	ELECTRONIC SAFE	STORE NETWORK SWITCH	CAT6	RJ45	
20	LOTTERY TERMINAL	VENDOR NETWORK SWITCH	CAT6	RJ45	
21	BUSINESS LINE	PHONE DEMARC	CAT6	RJ11	LINE 1
22	MONEY ORDER MACHINE	PHONE DEMARC	CAT6	RJ11	LINE 1
23	LOTTERY TERMINAL	VENDOR NETWORK SWITCH	CAT6	RJ45	SEE KEYNOTE 32
26	DIGITAL MENU BOARD				SEE KEYNOTE 26
27	DIGITAL MENU BOARD				SEE KEYNOTE 26
32	SELF CHECKOUT MONITOR UNIT	STORE NETWORK SWITCH	CAT6	RJ45	
33	STREET PRICE SIGN	STORE NETWORK SWITCH	CAT6	RJ45	
34	POS UNIT	STORE NETWORK SWITCH	CAT6	RJ45	
35	INTERCOM (K2)	INTERCOM CONTROLLER	CAT6	RJ45	
36	CREDIT CARD READER	STORE NETWORK SWITCH	CAT6	RJ45	
40	DIGITAL MENU BOARD				SEE KEYNOTE 26
41	DIGITAL MENU BOARD				SEE KEYNOTE 26
42	DIGITAL MENU BOARD				SEE KEYNOTE 26
43	DIGITAL MENU BOARD				SEE KEYNOTE 26
45	MTD TERMINAL	STORE NETWORK SWITCH	CAT6		
46	DIGITAL MENU BOARD				SEE KEYNOTE 26
48	DIGITAL MENU BOARD				SEE KEYNOTE 26
49	DIGITAL MENU BOARD				SEE KEYNOTE 26
50	OVEN DATA	STORE NETWORK SWITCH	CAT6	RJ45	
51	OVEN DATA	STORE NETWORK SWITCH	CAT6	RJ45	
52	OVEN DATA	STORE NETWORK SWITCH	CAT6	RJ45	
53	MTD MONITOR	STORE NETWORK SWITCH	CAT6	RJ45	
54	COFFEE BAR ICE MAKER	COFFEE BAR ICE MAKER ROOF UNIT	18/5	TERMINAL	SEE 1/E140
55	COFFEE BAR ICE MAKER	COFFEE BAR ICE MAKER ROOF UNIT	18/5	TERMINAL	SEE 1/E140
56	MTD PRINTER	STORE NETWORK SWITCH	CAT6	RJ45	
60	COMPUTER #1 (MANAGER)	STORE NETWORK SWITCH	CAT6	RJ45	
61	COMPUTER #2 (MTD COMPUTER)	STORE NETWORK SWITCH	CAT6	RJ45	
62	FUTURE USE	STORE NETWORK SWITCH	CAT6	RJ45	
63	FUTURE USE	STORE NETWORK SWITCH	CAT6	RJ45	
64	MTI SOUND SYSTEM	STORE NETWORK SWITCH	CAT6	RJ45	
65	FUTURE USE	STORE NETWORK SWITCH	CAT6	RJ45	
66	MANAGER OFFICE PHONE	STORE NETWORK SWITCH	CAT6	RJ45	LINE 1
71	SICOM SWITCH	VENDOR NETWORK SWITCH	CAT6	RJ45	
72	SECURITY	STORE NETWORK SWITCH	CAT6	RJ45	
73	SECURITY	STORE NETWORK SWITCH	CAT6	RJ45	
76	FBD	FBD ROOF CONDENSER	18/2	TERMINAL	SEE 1/E140
77	FBD	FBD ROOF CONDENSER	18/2	TERMINAL	SEE 1/E140
80	VEEDER ROOT	STORE NETWORK SWITCH	CAT6	RJ45	
81	FACP	STORE NETWORK SWITCH	CAT6	RJ45	

KEYNOTES	
25	(1) 2" AND (1) 3" CONDUIT FROM CPI LOW VOLTAGE CABINET TO CHECK OUT COUNTER FOR DATA WIRING. (1) 2" CONDUIT FROM OFFICE TO CHECKOUT COUNTER FOR DATA WIRING. E.C. TO REFER TO A002 DRAWING FOR EXACT LOCATION FOR STUB UP DIMENSIONS.
26	ELECTRICAL CONTRACTOR TO PROVIDE LEGRAND NYLON HDMI WALL JACK (OR EQUAL) FOR DIGITAL MENU BOARD. CFI VENDOR TO RUN (1) HDMI CABLE, (1) VIDEO DISPLAY PORT CABLE, AND (2) CAT6 CABLES FROM MENU BOARDS TO MENU BOARD MEDIA CONTROL CENTER.
27	E.C. TO COORDINATE UNDER SLAB ROUTING IN THE FIELD TO CPI LOW VOLTAGE PANEL.
28	E.C. TO INSTALL 3/4" C. WITH PULL STRING FOR DATA DEVICES, CONDUIT TO TERMINATE ABOVE CEILING WITH BUSHING.
29	FINAL LOCATION FOR GAS PUMP MONITORS AND SECURITY MONITOR TO BE DETERMINED IN THE FILED WITH LOCAL AHJ AND STORE OWNER. QUANTITY OF MONITORS IS DETERMINED BY THE QUANTITY OF GAS PUMPS. (4) PUMPS PER MONITOR. (1) SECURITY MONITOR.
30	(2) 3/4" EMPTY W/ PULLSTRING TO BE STUBBED 18" ABOVE FINISH FLOOR. REFER TO DRAWING CFG14.4 DETAIL 01, FOR ADDITIONAL COORDINATION. E.C. TO COORDINATE FINAL EXTERIOR LOCATION WITH CIVIL CONTRACTOR PRIOR TO ANY ROUGH-IN. REFER TO ELECTRICAL SITE PLAN E150 FOR ADDITIONAL COORDINATION.
31	E.C. TO RUN ALL DATA CABLES AND CONDUIT BACK TO THE CPI PANEL UNLESS NOTED OTHERWISE. E.C. TO COORDINATE ROUTING IN THE FIELD AND COORDINATE WITH CUMBERLAND FARMS I.T. REPRESENTATIVE FOR ADDITIONAL INFORMATION.
32	REGISTER #1 TO MONEY ORDER. INTERFACE CABLE TO BE PROVIDED AT STORE SHUTDOWN BY CFI I.T. DEPARTMENT.


PHONE/ISP CONNECTIONS	
LINE:	CONNECTED TO:
LINE 1	BUSINESS
LINE 2	EQUIPMENT
LINE 3	NOT USED
ISP	STORE IP

- ### GENERAL NOTES
- ALL DATA (CAT-6) TERMINATIONS AND CABLING BY G.C. EXCEPT WHERE NOTED OTHERWISE.
 - HEXAGON SYMBOLS CORRESPOND TO LOW VOLTAGE CONNECTION (LV-XX) ON LOW VOLTAGE CONNECTION SCHEDULE.
 - 1 / E500 FOR LOW VOLTAGE DIAGRAMS
 - GC TO LABEL BOTH ENDS OF CAT6 CABLES ACCORDING TO SCHEDULE. CABLES IN CPI DATA CABINET SHALL BE UN-TERMINATED AND SHALL HAVE 10 FEET OF SLACK.
 - ALL VOICE (RJ11) TERMINATIONS AND CABLING BY G.C.



HARRISON FRENCH & ASSOCIATES, LTD.
 479.273.7780
 1705 S. Walton Blvd, Suite 3
 Bentonville, Arkansas 72712
 www.hfa-ac.com

STIPULATION FOR REUSE
 THIS DOCUMENT IS THE PROPERTY OF HARRISON FRENCH & ASSOCIATES, LTD. AND IS TO BE USED ONLY FOR THE PROJECT AND SITE SPECIFICALLY IDENTIFIED HEREIN. IT IS NOT TO BE REPRODUCED, COPIED, OR TRANSMITTED IN ANY FORM OR BY ANY MEANS, ELECTRONIC OR MECHANICAL, INCLUDING PHOTOCOPYING, RECORDING, OR BY ANY INFORMATION STORAGE AND RETRIEVAL SYSTEM, WITHOUT THE WRITTEN PERMISSION OF HARRISON FRENCH & ASSOCIATES, LTD. ANY UNAUTHORIZED REUSE OR MODIFICATION OF THIS DOCUMENT IS PROHIBITED AND MAY BE CONSIDERED A VIOLATION OF APPLICABLE LAWS.



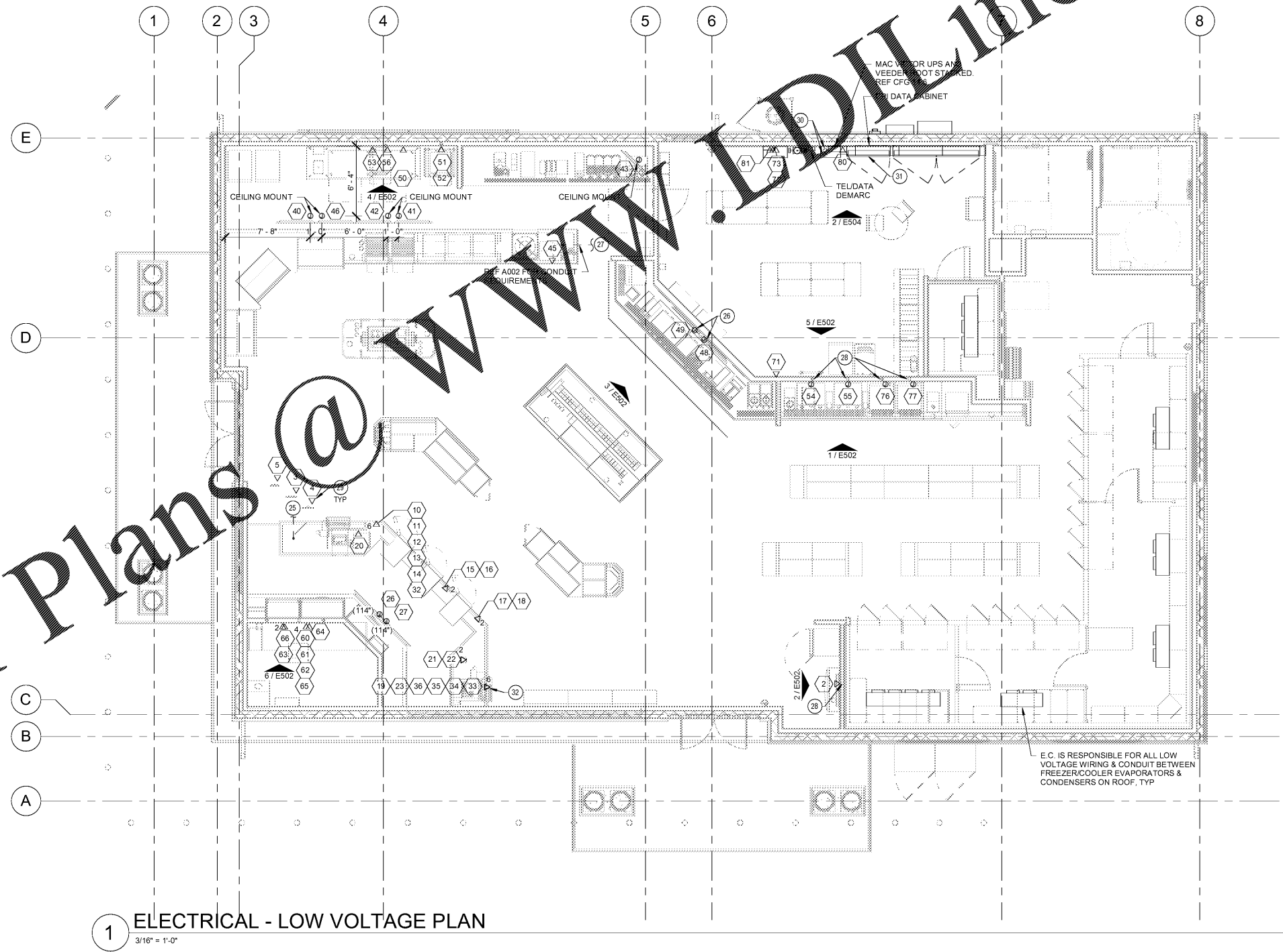
Store Number: 9747
 8090 US1 & MICCO ROAD
 MICCO, FL
 JOB NUMBER: 41-17-00180

ISSUE BLOCK		
1	CLIENT REVIEW	08/30/19
2	100%	09/27/19

CHECKED BY: JAC
 DRAWN BY: JLB
 DOCUMENT DATE:

ELECTRICAL LOW VOLTAGE PLAN

SHEET: **E120**



1 ELECTRICAL - LOW VOLTAGE PLAN
 3/16" = 1'-0"

9/20/2019 1:30:57 PM
 C:\Users\jlb\OneDrive\Documents\2019 Rev\Projects\41-17-00180_Mico_FL_A001\41-17-00180_Elec_LV_Plan.dwg
 11/19/2019 10:00:00 AM