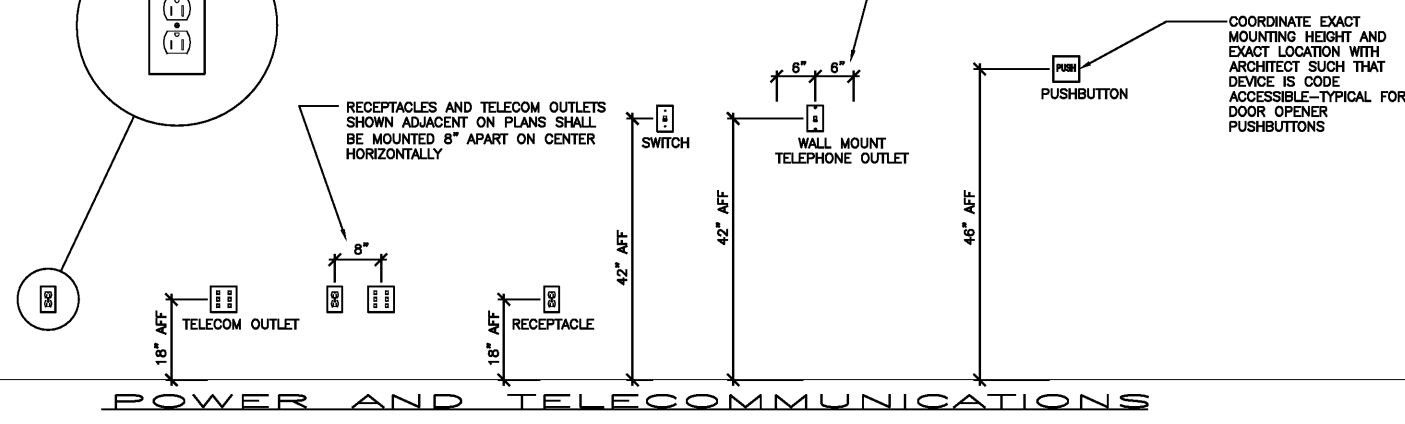


MOUNT RECEPTACLES WITH GROUNDING RECEPTACLE AT TOP WHEN MOUNTED VERTICALLY—MOUNT NEUTRAL RECEPTACLE AT TOP (GROUNDING RECEPTACLE ON THE LEFT) WHEN MOUNTED HORIZONTALLY

MAINTAIN MINIMUM 6" CLEARANCE ON EACH SIDE OF WALL. MOUNT TELEPHONE OUTLET FROM ADJACENT SWITCH/NURSE CALL STATION/OTHER ELECTRICAL DEVICE, DOOR FRAMING, WALL/PARTITION, CASEWORK/CABINET, APPLIANCE, FURNISHING OR ANY OTHER BUILDING COMPONENT TO ALLOW FOR INSTALLATION OF 10" WIDE PHONE UPON OUTLET—COORDINATE IN FIELD WITH FINAL LAYOUT AND OTHER TRADE INSTALLATIONS

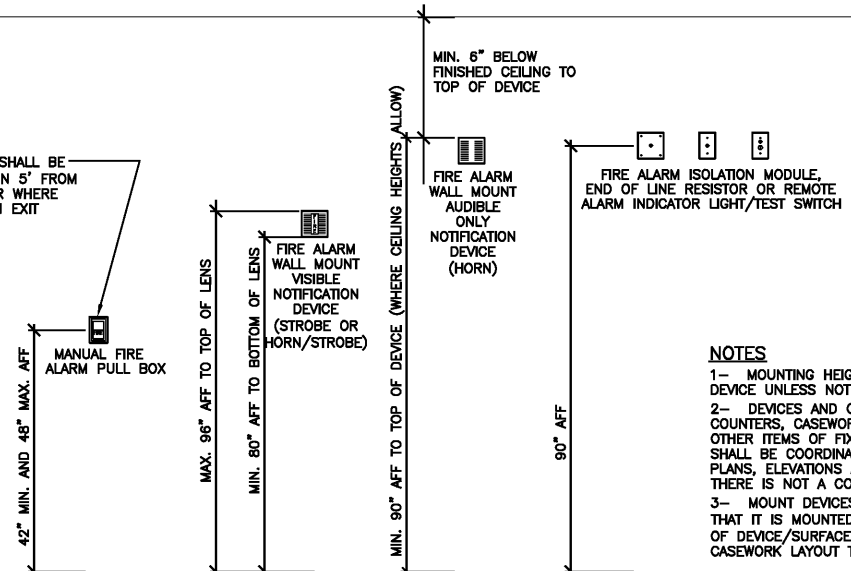


POWER AND TELECOMMUNICATIONS

FINISHED CEILING

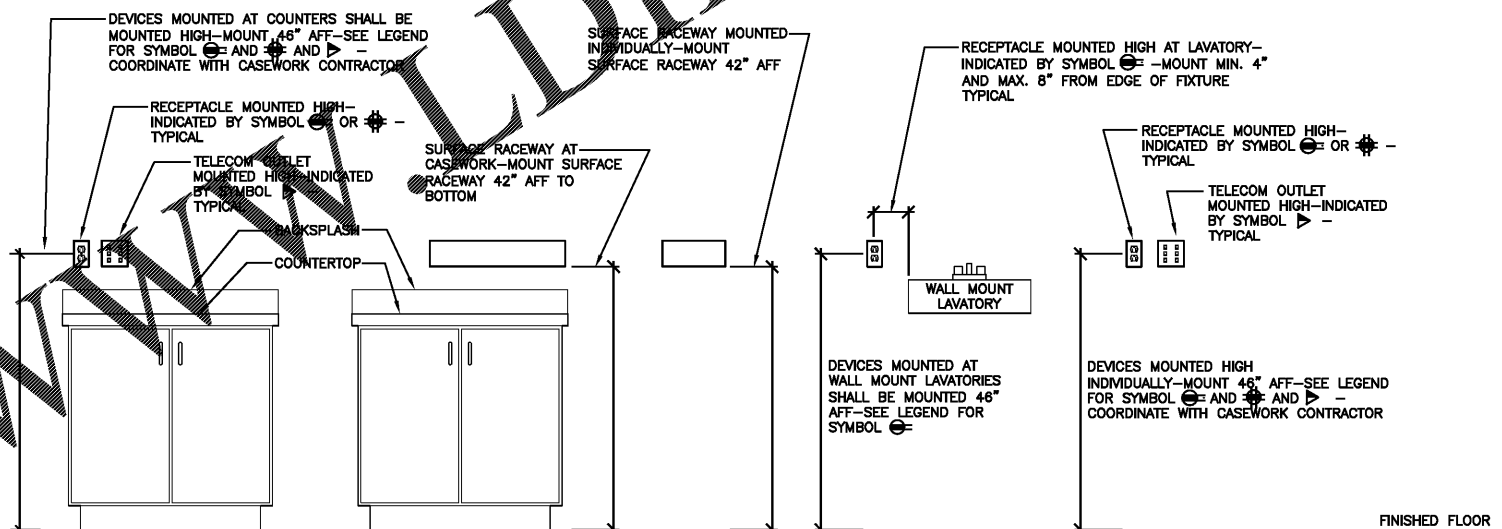
FINISHED FLOOR

PULL STATION SHALL BE MOUNTED WITHIN 5' FROM EXTERIOR DOOR WHERE LOCATED AT AN EXIT



FIRE ALARM SYSTEM

NOTES
 1- MOUNTING HEIGHTS ARE INDICATED TO CENTER OF DEVICE UNLESS NOTED OTHERWISE.
 2- DEVICES AND OUTLETS MOUNTED AT OR NEAR COUNTERTOPS, CASEWORK, LAVATORY, SINK, FURNITURE OR OTHER ITEMS OF FIXTURES, FURNITURE OR EQUIPMENT SHALL BE COORDINATED CAREFULLY WITH ALL DRAWINGS, PLANS, ELEVATIONS AND SHOP DRAWINGS TO ENSURE THERE IS NOT A CONFLICT WITH OTHER ITEMS.
 3- MOUNT DEVICES AND SURFACE RACEWAY SUCH THAT IT IS MOUNTED 2" ABOVE BACKSPLASH TO BOTTOM OF DEVICE/SURFACE RACEWAY. COORDINATE WITH FINAL CASEWORK LAYOUT TO ENSURE HEIGHTS.



DEVICES MOUNTED AT CASEWORK, LAVATORY OR MOUNTED HIGH INDIVIDUALLY

FINISHED CEILING

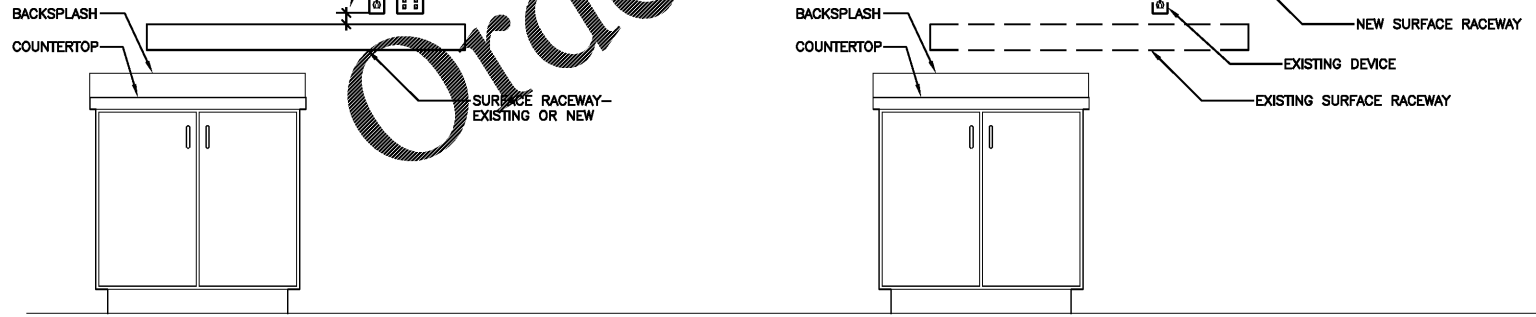
FINISHED FLOOR

DEVICES MOUNTED AT EXISTING OR NEW SURFACE RACEWAY SHALL BE MOUNTED 2" ABOVE TOP OF RACEWAY TO BOTTOM OF OUTLET—TYPICAL FOR OUTLETS DESIGNATED AS MOUNTED HIGH—SEE LEGEND FOR SYMBOL ○ AND ⊕ AND ▷

COORDINATE EXACT LOCATION OF DEVICES WITH EXISTING AND NEW SHELVING BRACKETS TO ENSURE THERE IS NO CONFLICT

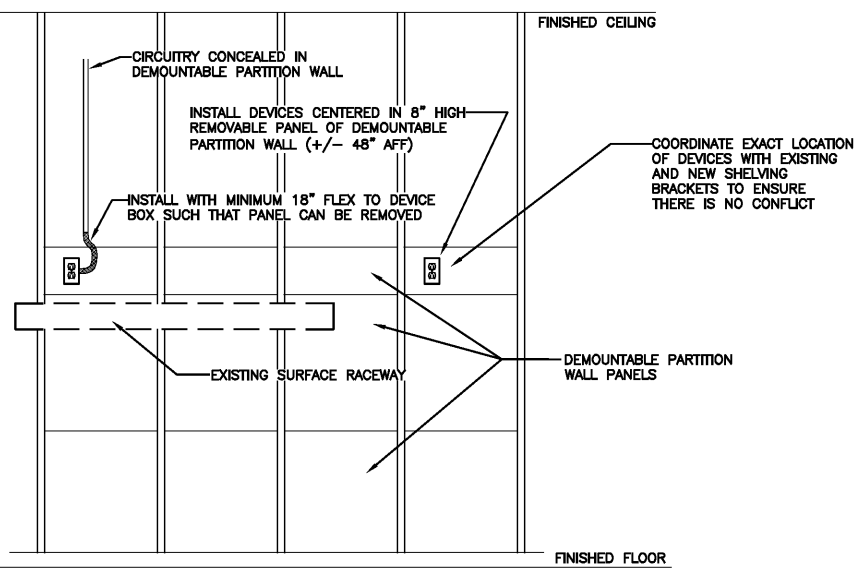
MOUNT SURFACE RACEWAY 2" ABOVE TOP OF DEVICE TO BOTTOM OF SURFACE RACEWAY

COORDINATE EXACT LOCATION AND HEIGHT OF EXISTING OR NEW SHELVING BRACKETS AND COORDINATE FINAL LOCATION OF BRACKETS SUCH THAT THEY DO NOT CONFLICT WITH SURFACE RACEWAY—COORDINATE WITH DESIGNER FOR FINAL LOCATION AND RAISE BRACKETS WHERE NEEDED FOR SURFACE RACEWAY INSTALLATION



DEVICES MOUNTED AT EXISTING OR NEW SURFACE RACEWAY

SURFACE RACEWAY MOUNTED AT EXISTING SURFACE RACEWAY




DEVICES MOUNTED IN EXISTING DEMOUNTABLE PARTITION WALL

FINISHED CEILING

FINISHED FLOOR

1 MOUNTING HEIGHTS AND CONFIGURATIONS
 E401 SCALE: NOT TO SCALE



LORD AECK SARGENT
 A KATERRA COMPANY
 © 2019 Lord Aeck Sargent
 Unless otherwise noted, all information in this document is the sole property of Lord Aeck Sargent and is to be returned upon demand. The information herein is confidential and may not be used for any other project without the written permission of Lord Aeck Sargent.

Kramer Engineering Services
 5517 Cascade Dr.
 Chapel Hill, NC 27514
 TEL: (919) 958-3350
 email: donna@kesappi.com
 Firm License: P-1089



REVISION:

DATE: _____
 BY: _____

SHEET TITLE: _____
 SCALE: (N/A)
 NOT TO SCALE

UNC SCHOOL OF MEDICINE
 NEUROSCIENCES RESEARCH BUILDING
 7th & 8th FLOORS FOR DERMATOLOGY

LOCATION:
 15 Wilson Farm Road, Campus Bay 7250
 Chapel Hill, North Carolina 27599-7250

ISSUE DATE: 9/25/2019
 JOB NO: 10761-00
 DWG NO: _____
E401

BID SET