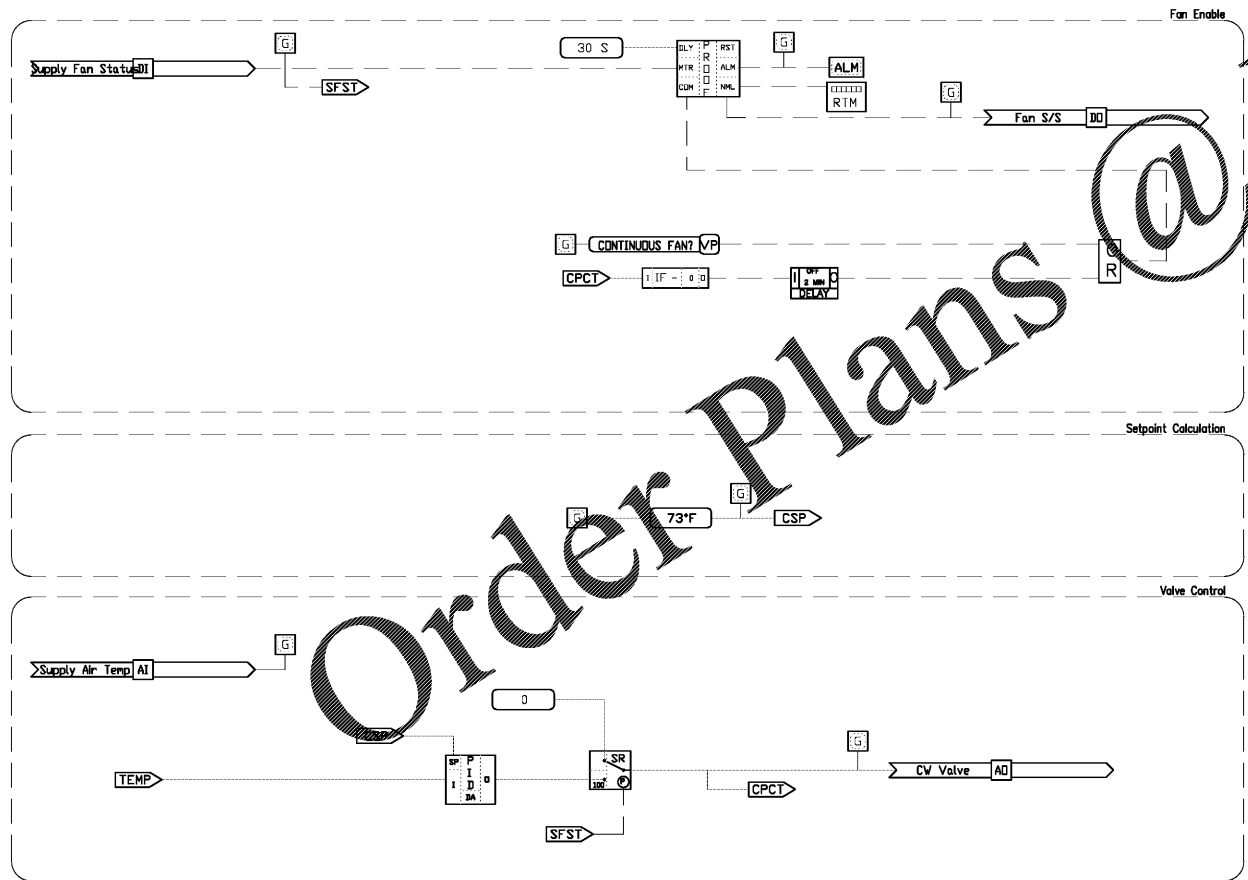


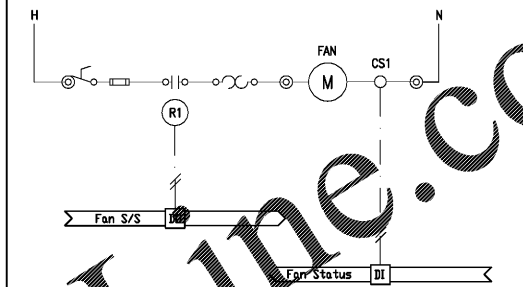
FAN COIL UNIT – COOLING ONLY



Software Logic Diagram

POINTS LIST						
ADDRESS	POINT DESCRIPTOR	POINT TYPE				REMARKS
		DI	AI	DO	AO	
	Space Temp		*			
	CW Valve			*		
	Supply Air Temp		*			
	Fan S/S			*		
	Fan Status	*				

ELECTRIC LADDER DIAGRAMS



LOGIC VARIABLES

BINARY	ANALOG	DESCRIPTION
[Occ]		N/A - 24/7 OCCUPANCY
[SFST]		ON WHEN FAN STATUS IS ON
	[TEMP]	VARIABLE VALUE OF SPACE TEMPERATURE
	[CPCT]	VARIABLE VALUE OF UNIT COOLING OUTPUT %
	[CSP]	VARIABLE VALUE OF EFFECTIVE SPACE COOLING SETPOINT

**LORD AECK SARGENT**  
A KATERRA COMPANY


Kramer Engineering Services, LLC  
5517 Cascade Dr.  
Chapel Hill, NC 27514  
TEL: (919) 933-3350  
email: Donna@KESplc.com  
Firm License: P-1099



REVISION:

SHEET TITLE  
**HVAC CONTROLS - FAN COIL UNIT - COOLING ONLY**  
SCALE: (N/A)

UNC SCHOOL OF MEDICINE  
NEUROSCIENCES RESEARCH BUILDING  
7th & 8th FLOORS FOR DERMATOLOGY  
LOCATION  
115 Mason Farm Road, Campus Box 7250  
Chapel Hill, North Carolina 27598-7250



ISSUE DATE  
09/25/2019  
JOB NO.  
10761-00  
DWG. NO.  
M502

BID SET