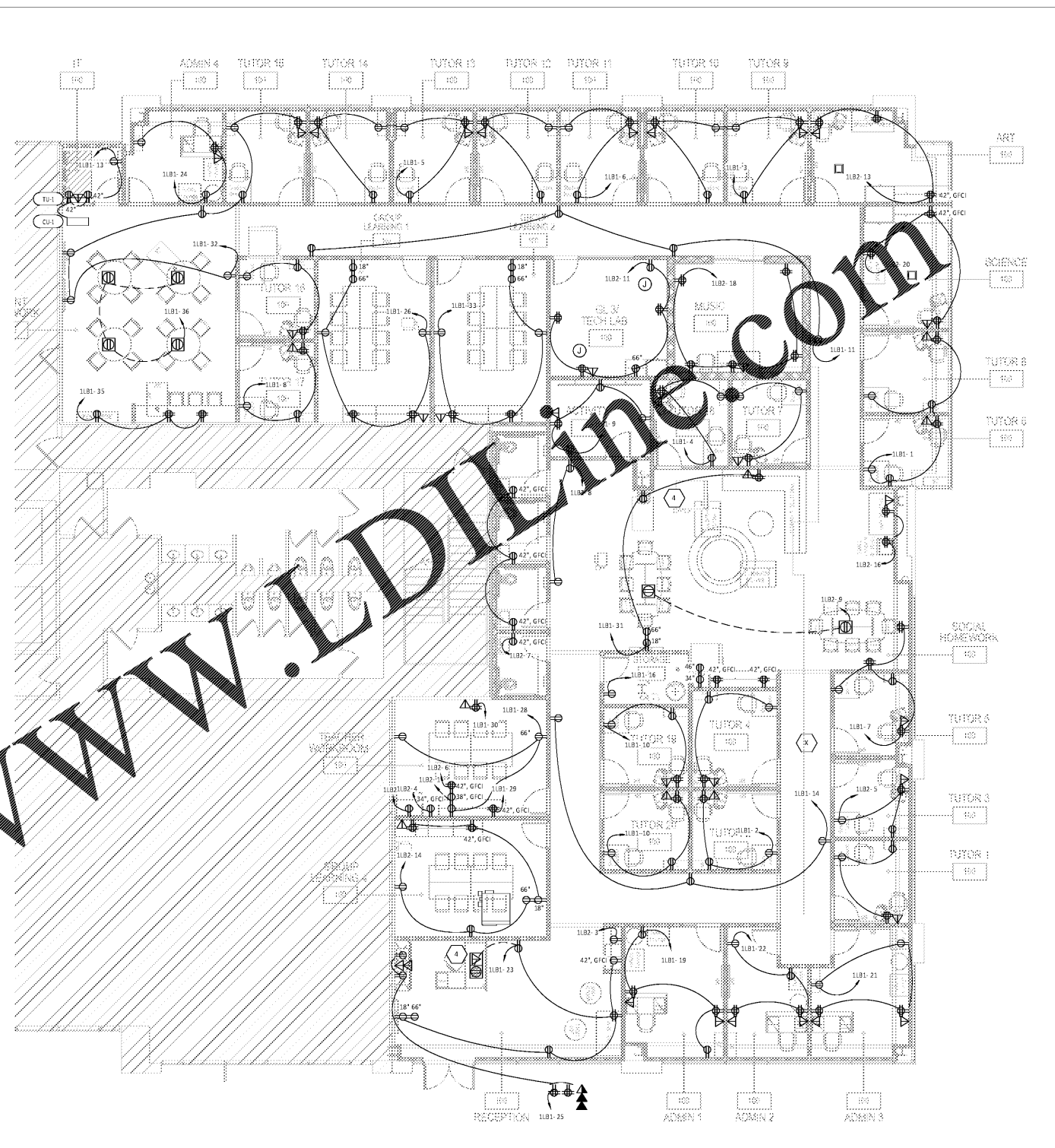


2 POWER FLOOR PLAN
NOT TO SCALE


PLAN NOTES

- 1 PROVIDE CEILING MOUNTED OCCUPANCY SENSOR (COOPER AHAC P-500 OR EQUAL) FOR CONTROL OF EXHAUST FAN.
- 2 UNIT SHALL HAVE AN INTEGRAL NON-FUSED DISCONNECT SWITCH.
- 3 EXHAUST FAN SHALL HAVE AN INTEGRAL MEANS OF DISCONNECT.
- 4 PROVIDE CONNECTRAC UNDERCARPET COMBINATION DUPLEX RECEPTACLE AND DATA WITH UNDERCARPET CAT 6 DATA CABLE AND UNDERCARPET 3-CONDUCTOR POWER CABLE. PROVIDE ALL NECESSARY COMPONENTS PER MANUFACTURER'S INSTRUCTIONS FOR A FULLY FUNCTIONAL SYSTEM INCLUDING FLOOR PREPARATION, TOP SHIELD, HOLD-DOWN TAPE, ETC. PROVIDE SHOP DRAWINGS FOR REVIEW.
- 5 UNIT SHALL HAVE AN INTEGRAL NON-FUSED DISCONNECT SWITCH.



1 POWER FLOOR PLAN
1/8" = 1'-0"

Order Plans @



FUSION ACADEMY - Charlotte, NC
3540 TORINGDON WAY, SUITE 100
CHARLOTTE, NC 28277
ELECTRICAL POWER PLAN

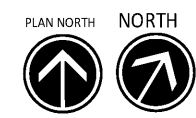
788 Morrison Road
Columbus, Ohio 43230
Phone: (614) 751-9670
Fax: (614) 552-5240
Contact: Rich Jones
(614) 328-2022
RT.Jones@NationalEngineering.com

ISSUANCE/REVISIONS	
▲	ISSUE FOR PERMIT 08/19/19
▲	REV 1 PER CITY 08/21/19
▲	REV 2 PER CITY 08/21/19
▲	REV 3 PER CITY 08/26/19
▲	REV 4 PER CITY 08/29/19
▲	REV 5 PER CLIENT AND ISSUE FOR BID 08/30/19
▲	
▲	

Signed 08.30.2019

North Carolina Firm Registration
NCBOE: P-0612
Sec of State: 0909178

COPYRIGHT 2019
THIS DRAWING IS AN INSTRUMENT OF
SERVICE AND AS SUCH REMAINS THE
PROPERTY OF NATIONAL ENGINEERING, LTD.
PERMISSION FOR USE OF THIS DOCUMENT IS
LIMITED AND CAN BE EXTENDED ONLY BY
WRITTEN AGREEMENT WITH NATIONAL
ENGINEERING, LTD.



Drawn By JEJ	Checked By RTJ
Scale 1/8" = 1'-0"	Date 07.23.2019
Job No.	

1902037
E110