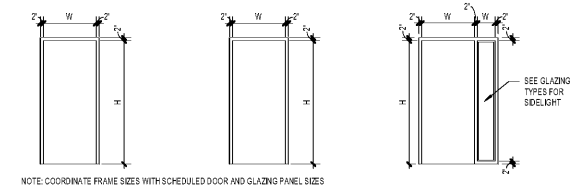




SCOPE DOCUMENTS
The Contract Documents Issued for (Conceptual Design, Schematic Design, Design Development, Partial Construction Documents or Other Issuance up to Issued for Construction) are intended to be at that level of completion and as such, may be neither complete nor coordinated. The (Construction Manager, Contractor, Design/Bid/Build) is responsible for complete and coordinated pricing (and execution) of the Work, and shall include items necessary for the proper execution and completion of the Work, as shown, specified, reasonably inferred or required for a complete Project. For Work of out-of-state design, systems, assemblies, components and materials shall comply with national, state and local code requirements. The (Construction Manager, Contractor, Design/Bid/Build) shall inform the Owner and Architect, in timely fashion, of any discovered omissions, inconsistencies or errors in the Contract Documents.

ISSUANCES			
No.	Drawing Issue Description	Date	
	INTERIORS PRICING SET	08/13/19	

DOOR SCHEDULE																
NO.	ROOM NAME	TYPE	DOOR					FRAME					FIRE RATING	COMMENTS		
			WIDTH	HEIGHT	THICKNESS	MATERIAL	FINISH	HARDWARE SET	TYPE	HEAD	JAMB	SILL			MATERIAL	FINISH
101.1	RECEPTION	DAL	3'-0"	7'-0"	0'-1 1/2"	AL	BLK	PT	01				AL	BLK	90 MIN	
102.1	RECEPTION	SN01	3'-0"	7'-0"	0'-1 3/4"	WO	PT	01					AL	BLK		
102.2	WAITING	SF02	3'-0"	7'-0"	0'-1 3/4"	WO	PT	02					AL	BLK		
102a.1	WAITING	SF02	3'-0"	7'-0"	0'-1 3/4"	WO	PT	02					AL	BLK		
102a.2	CONSULT RM	SF02	3'-0"	7'-0"	0'-1 3/4"	WO	PT	02					AL	BLK		
102b	PHARMACY	SF02	3'-0"	7'-0"	0'-1 3/4"	WO	PT	02					AL	BLK		
102c	PHARMACY	SF01	3'-0"	7'-0"	0'-1 3/4"	WO	PT	01					AL	BLK	90 MIN	
103.1	ADMIN DEPT.	SAG	3'-0"	7'-0"	0'-0 1/2"	GL	CLR	01					GL	PT		
103.2	BREAK ROOM	SAG	3'-0"	7'-0"	0'-0 1/2"	GL	CLR	01					GL	PT		
103a	CLOSET	DR03	4'-0"	7'-0"	0'-1 3/4"	WO	PT	02					AL	BLK		
103b	OFFICE	SF02	3'-0"	7'-0"	0'-1 3/4"	WO	PT	03					AL	BLK		
103c	MEETING	SF02	3'-0"	7'-0"	0'-1 3/4"	WO	PT	02					AL	BLK		
103d	OFFICE	SF02	3'-0"	7'-0"	0'-1 3/4"	WO	PT	03					AL	BLK		
103e	OFFICE	SF02	3'-0"	7'-0"	0'-1 3/4"	WO	PT	03					AL	BLK		
103f	OFFICE	SF02	3'-0"	7'-0"	0'-1 3/4"	WO	PT	03					AL	BLK		
103g	OFFICE	SF02	3'-0"	7'-0"	0'-1 3/4"	WO	PT	03					AL	BLK		
103h	OFFICE	SF02	3'-0"	7'-0"	0'-1 3/4"	WO	PT	03					AL	BLK		
103i	OFFICE	SF02	3'-0"	7'-0"	0'-1 3/4"	WO	PT	03					AL	BLK		
103j	OFFICE	SF02	3'-0"	7'-0"	0'-1 3/4"	WO	PT	03					AL	BLK		
103k	OFFICE	SF02	3'-0"	7'-0"	0'-1 3/4"	WO	PT	03					AL	BLK		
103m	OFFICE	SF02	3'-0"	7'-0"	0'-1 3/4"	WO	PT	03					AL	BLK		
103n	OFFICE	SF02	3'-0"	7'-0"	0'-1 3/4"	WO	PT	03					AL	BLK		
103o	OFFICE	SF02	3'-0"	7'-0"	0'-1 3/4"	WO	PT	03					AL	BLK		
103p	REB ROOM	SF02	3'-0"	7'-0"	0'-1 3/4"	WO	PT	02					AL	BLK		
103r	REB ROOM / SHOWER	SF02	3'-0"	7'-0"	0'-1 3/4"	WO	PT	02					AL	BLK		
103s	JAN/TOR	SF02	3'-0"	7'-0"	0'-1 3/4"	WO	PT	02					AL	BLK		
103t	JP	SF02	3'-0"	7'-0"	0'-1 3/4"	WO	PT	02					AL	BLK		
104.1	FAMILY SERVICES	SAG	3'-0"	7'-0"	0'-0 1/2"	GL	CLR	01					GL	PT		
104.2	JOB SERVICES	SAG	3'-0"	7'-0"	0'-0 1/2"	GL	CLR	01					GL	PT		
104a	N TAKE RM	SF02	3'-0"	7'-0"	0'-1 3/4"	WO	PT	03					AL	BLK		
104b	N TAKE RM	SF02	3'-0"	7'-0"	0'-1 3/4"	WO	PT	03					AL	BLK		
104c	N TAKE RM	SF02	3'-0"	7'-0"	0'-1 3/4"	WO	PT	03					AL	BLK		
104d	JOB SERVICES	SF02	3'-0"	7'-0"	0'-1 3/4"	WO	PT	02					AL	BLK		
104e	INTERVIEW OFFICE	SF02	3'-0"	7'-0"	0'-1 3/4"	WO	PT	03					AL	BLK		
104f	VIDEO INTERVIEW	SF02	3'-0"	7'-0"	0'-1 3/4"	WO	PT	02					AL	BLK		
105	WELLNESS	SF02	3'-0"	7'-0"	0'-1 3/4"	WO	PT	02					AL	BLK		
106	MENS RR	SF02	3'-0"	7'-0"	0'-1 3/4"	WO	PT	02					AL	BLK		
107	WOMENS RR	SF02	3'-0"	7'-0"	0'-1 3/4"	WO	PT	02					AL	BLK		
108	DEMONSTRATION CLASSROOM	SAG	3'-0"	7'-0"	0'-0 1/2"	GL	CLR	01					GL	PT		
109	STORAGE	SF02	3'-0"	7'-0"	0'-1 3/4"	WO	PT	02					AL	BLK		
110a.1	CONFERENCE	SAG	3'-0"	7'-0"	0'-0 1/2"	GL	CLR	01					GL	PT		
110a.2	CONFERENCE	SF02	3'-0"	7'-0"	0'-1 3/4"	WO	PT	02					AL	BLK		
110b	AV	DR03	4'-0"	7'-0"	0'-1 3/4"	WO	PT	02					AL	BLK		
110c	STORAGE	SF02	3'-0"	7'-0"	0'-1 3/4"	WO	PT	02					AL	BLK		
110d	DOOR/SL	SF02	3'-0"	7'-0"	0'-1 3/4"	WO	PT	02					AL	BLK		
111	REAR VESTIBULE	DAG	6'-0"	7'-0"	0'-0 1/2"	GL	CLR	01					GL	PT		
111a.1	CLASSROOM	DAG	6'-0"	7'-0"	0'-0 1/2"	GL	CLR	01					GL	PT		
111a.2	CLASSROOM	SF02	3'-0"	7'-0"	0'-1 3/4"	WO	PT	02					AL	BLK		
111b	CLASSROOM	DAG	6'-0"	7'-0"	0'-0 1/2"	GL	CLR	01					GL	PT		
111c	CLASSROOM	DR03	4'-0"	7'-0"	0'-1 3/4"	WO	PT	02					AL	BLK		
111d	CLASSROOM	DR03	4'-0"	7'-0"	0'-1 3/4"	WO	PT	02					AL	BLK		
111.1	PANTRY	DR01	6'-0"	7'-0"	0'-1 3/4"	WO	PT	02					AL	BLK	90 MIN	
111.2	PANTRY	SF01	3'-0"	7'-0"	0'-1 3/4"	WO	PT	02					AL	BLK	90 MIN	
111.3	SORTING & STORAGE	SF01	3'-0"	7'-0"	0'-1 3/4"	WO	PT	02					AL	BLK	90 MIN	
118	CIRCULATION	DR02	6'-0"	7'-0"	0'-1 3/4"	WO	PT	02					AL	BLK		
119a	PANTRY STORAGE	DR01	6'-0"	7'-0"	0'-1 3/4"	WO	PT	02					AL	BLK	90 MIN	
119b	COOLER LOAD-IN	DR01	6'-0"	7'-0"	0'-1 3/4"	WO	PT	02					AL	BLK	90 MIN	
120a	DONATION LOBBY	SN01	3'-0"	7'-0"	0'-1 3/4"	WO	PT	02					AL	BLK		
120b	SORTING & STORAGE	SF02	3'-0"	7'-0"	0'-1 3/4"	WO	PT	03					AL	BLK		
120c	OFFICE	SF02	3'-0"	7'-0"	0'-1 3/4"	WO	PT	03					AL	BLK		
120d	OFFICE	SF02	3'-0"	7'-0"	0'-1 3/4"	WO	PT	03					AL	BLK		
120e	MENS RR	SF02	3'-0"	7'-0"	0'-1 3/4"	WO	PT	02					AL	BLK		
120f	WOMENS RR	SF02	3'-0"	7'-0"	0'-1 3/4"	WO	PT	02					AL	BLK		

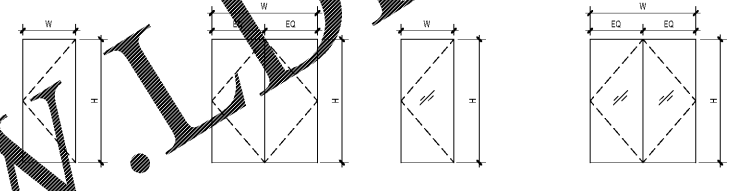


01 DOOR FRAME
FOLLOW METAL, 90 MIN FIRE RATED

02 DOOR FRAME
FOLLOW METAL, NON RATED

03 DOOR FRAME W/ SIDELIGHT
ALUMINUM, NON RATED

DOOR FRAME TYPES

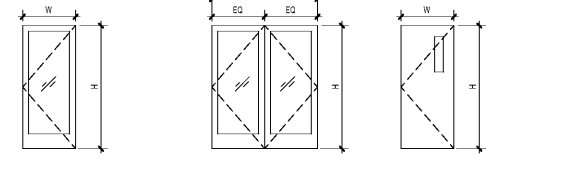


SF SINGLE FLUSH
DF01 FLUSH, WOOD DOOR, 36"W x 84"H, 90 MIN FIRE RATED.
SF02 FLUSH, WOOD DOOR, 36"W x 84"H

DF DOUBLE FLUSH
DF01 FLUSH, WOOD DOOR, 72"W x 84"H, 90 MIN FIRE RATED.
DF02 FLUSH, WOOD DOOR, 72"W x 84"H
DF03 FLUSH, WOOD DOOR, 48"W x 84"H

SAG SINGLE GLASS
FRAMELESS GLASS DOOR, 36" X 84", W/ TOP AND BOTTOM PATCH PIVOT HARDWARE

DAG DOUBLE GLASS
FRAMELESS GLASS DOOR, 72" X 84", W/ TOP AND BOTTOM PATCH PIVOT HARDWARE

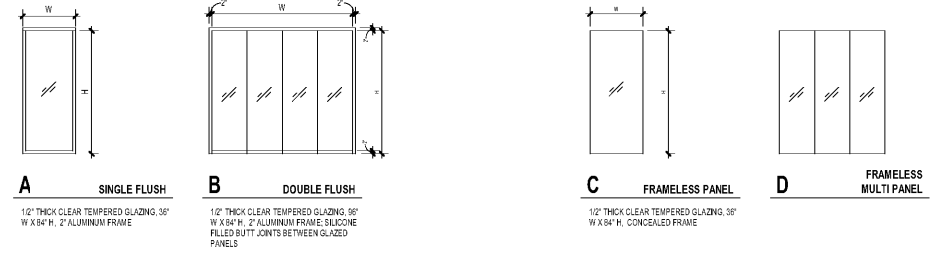


SAL SINGLE ALUMINUM STOREFRONT
ALUMINUM DOOR, 36" X 84", FULLY GLAZED

DAL DOUBLE ALUMINUM STOREFRONT
ALUMINUM DOOR, 72" X 84", FULLY GLAZED

SN SINGLE NARROW LITE
SN01 2" X 16" DOOR LITE, WOOD DOOR, 36"W x 84"H, 90 MIN FIRE RATED.

DOOR TYPES



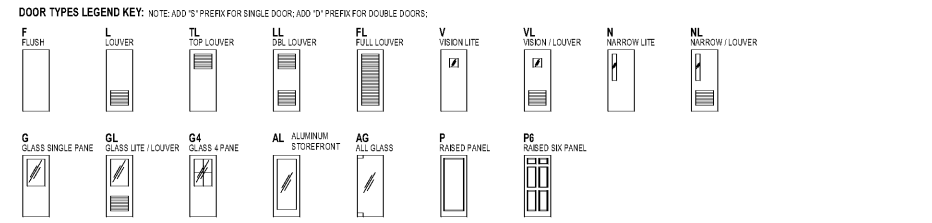
A SINGLE FLUSH
1/2" THICK CLEAR TEMPERED GLAZING, 36" W X 84" H, 2" ALUMINUM FRAME

B DOUBLE FLUSH
1/2" THICK CLEAR TEMPERED GLAZING, 36" W X 84" H, 2" ALUMINUM FRAME, SILICONE FILLED BUTT JOINTS BETWEEN GLAZED PANELS

C FRAMELESS PANEL
1/2" THICK CLEAR TEMPERED GLAZING, 36" W X 84" H, CONCEALED FRAME

D FRAMELESS MULTI-PANEL

GLAZING TYPES



DOOR TYPES LEGEND KEY: NOTE: ADD 'S' PREFIX FOR SINGLE DOOR; ADD 'D' PREFIX FOR DOUBLE DOORS.

Order Plans @ WWW.LDILine.com

PROJECT NUMBER: 20180316 PROJ: ST VINCENT DE PAUL GEORGIA COUNCIL HEADQUARTERS
SHEET NUMBER: 110.01 - DOOR SCHEDULE AND TYPES
M:\2018\20180316\DOOR SCHEDULE AND TYPES
8/14/2019 10:40:28 AM

St Vincent de Paul Georgia Council Headquarters

2050 Chamblee Tucker Rd
Unit C D & E
Chamblee, GA 30314

St Vincent de Paul Georgia

DOOR SCHEDULE AND TYPES

BRIAN PARKER	20180316
Principal Designer	Project No.
GIVENETH KOVAR	08/13/2019
Project Manager	Date
M.S. & M.B.	
Project Architect	
WIVIAN MOWWANJA	
Staff Architect	