



**COOPER CARRY**  
THE CENTER FOR CONNECTIVE ARCHITECTURE

191 Peachtree Street NE  
Suite 2400  
Atlanta, GA 30303-1770  
(404) 237-2000  
coopercarry.com

ATLANTA NEW YORK WASHINGTON

0079 COOPER CARRY

**SCOPE DOCUMENTS**

The Contract Documents issued for [Conceptual Design, Schematic Design, Design Development, Partial Construction Documents and Other Issuances up to Issued for Construction] are intended to be at that level of completion and as such, may be neither complete nor coordinated. The Contractor is responsible for complete and coordinate pricing [and execution] of the Work, and shall include items necessary for the proper execution and completion of the Work, as shown, specified, reasonably inferred or required for a complete Project. For Work of delegated design, systems, assemblies, components and materials shall comply with national, state and local code requirements. The Contractor shall inform the Owner and Architect, in timely fashion, of any discovered omissions, inconsistencies or errors in the Contract Documents.

ISSUANCES		
No.	Drawing Issue Description	Date
1	Design Development	05/28/2019

St Vincent de Paul Georgia  
Council Headquarters

2050 Chamblee Tucker Rd  
Chamblee, GA 30314

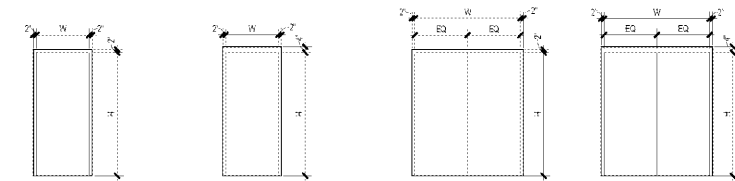
St Vincent de Paul Georgia

**DOOR SCHEDULE AND TYPES**

BILL HALTER	2/1/2019
Project Manager	Project No.
MARK SERVICE	08/30/19
Project Manager	Date
Checker	
Project Architect	
TORRANCE WONG	
Bill Architect	
	<b>A9.01</b>

NOT ISSUED FOR CONSTRUCTION

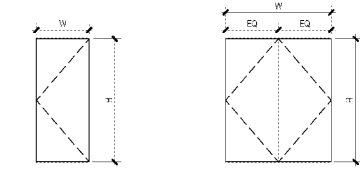
NO.	ROOM NAME	TYPE	DOOR					FRAME					FIRE RATING	COMMENTS	
			WIDTH	HEIGHT	THICKNESS	MATERIAL	FINISH	HARDWARE SET	TYPE	HEAD	JAMB	SILL			MATERIAL
1		SF05	3'-0 1/8"	7'-0 1/4"	0 - 1 3/4"										
2		SF05	3'-0 5/8"	7'-0 1/4"	0 - 1 3/4"										
3		SF05	3'-0 5/8"	6'-9 3/4"	0 - 1 3/4"										
4		SF05	3'-0 5/8"	6'-9 3/4"	0 - 1 3/4"										
5		SF05	3'-0 5/8"	6'-9 1/2"	0 - 1 3/4"										
6		SF05	3'-0 5/8"	6'-9 3/4"	0 - 1 3/4"										
7		SF05	3'-0 5/8"	6'-9 3/4"	0 - 1 3/4"										
8		SF05	3'-0 19/32"	6'-9 3/4"	0 - 1 3/4"										
9	VESTIBULE	SF71	0' - 3"	7'-0 1/4"	0 - 1 3/4"										
10	VESTIBULE	SF05	3'-0 21/32"	7'-0 1/4"	0 - 1 3/4"										



NOTE: COORDINATE FRAME SIZES WITH SCHEDULED DOOR PANEL SIZES

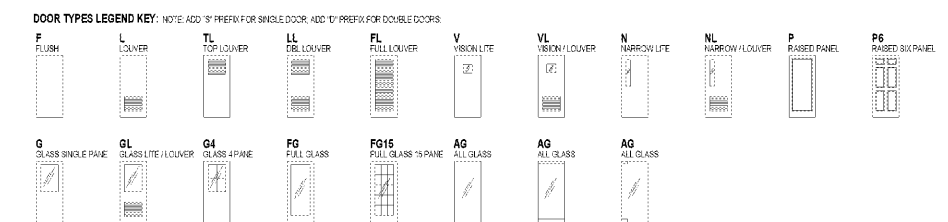
**01** SINGLE DOOR FRAME HOLLOW METAL  
**02** SINGLE DOOR FRAME HOLLOW METAL WITH 4" HEAD  
**03** DOUBLE DOOR FRAME HOLLOW METAL  
**04** DOUBLE DOOR FRAME HOLLOW METAL WITH 4" HEAD

**DOOR FRAME TYPES**



- SF SINGLE FLUSH**
- SF01 FLUSH HOLLOW METAL DOOR, 36"W x 84"H
  - SF02 FLUSH HOLLOW METAL DOOR, 36"W x 84"H WITH 4" FRAME HEAD
  - SF03 FLUSH HOLLOW METAL DOOR, 36"W x 86"H
  - SF04 FLUSH HOLLOW METAL DOOR, 36"W x 86"H 20 MIN FIRE RATED
  - SF05 FLUSH HOLLOW METAL DOOR, 36"W x 84"H 48 MIN FIRE RATED
  - SF06 FLUSH HOLLOW METAL DOOR, 36"W x 84"H 90 MIN FIRE RATED
  - SF07 FLUSH WOOD DOOR, 36"W x 84"H
  - SF08 FLUSH WOOD DOOR, 36"W x 84"H WITH 4" FRAME HEAD
  - SF09 FLUSH WOOD DOOR, 36"W x 86"H
  - SF10 FLUSH WOOD DOOR, 36"W x 84"H AND 12" SIDE LIGHT
  - SF11 FLUSH WOOD DOOR, 36"W x 84"H AND 12" SIDE LIGHT AND 4" FRAME HEAD
  - SF12 FLUSH WOOD DOOR, 36"W x 86"H AND 12" SIDE LIGHT
- DF DOUBLE FLUSH**
- DF01 FLUSH HOLLOW METAL DOOR, 72"W x 84"H
  - DF02 FLUSH HOLLOW METAL DOOR, 72"W x 84"H WITH 4" FRAME HEAD
  - DF03 FLUSH HOLLOW METAL DOOR, 72"W x 86"H
  - DF04 FLUSH HOLLOW METAL DOOR, 72"W x 86"H 20 MIN FIRE RATED
  - DF05 FLUSH HOLLOW METAL DOOR, 72"W x 84"H 48 MIN FIRE RATED
  - DF06 FLUSH HOLLOW METAL DOOR, 72"W x 84"H 90 MIN FIRE RATED
  - DF07 FLUSH WOOD DOOR, 72"W x 84"H
  - DF08 FLUSH WOOD DOOR, 72"W x 84"H WITH 4" FRAME HEAD
  - DF09 FLUSH WOOD DOOR, 72"W x 86"H

**DOOR TYPES**



Order Plans @ WWW.ArchLine.com

PROJECT NUMBER: 20180316 PROJECT NAME: St Vincent de Paul Georgia Council Headquarters  
DATE: 08/30/2019 10:26:00 AM DRAWING NO: A9.01 USER: 20180316\_2017\_SVDP\_EXTERIOR  
ARCHITECTURE: wong02054.rvt  
8/30/2019 4:31:14 PM