

- KEYED NOTES**
- 1 APPARENT DIRECTION OF SANITARY WASTE FLOW BASED ON THE LOCATION OF A CLEANOUTS IN THE WOMEN'S RESTROOM AND OUTSIDE THE BUILDING. PC SHALL VERIFY IN THE FIELD PRIOR TO START OF WORK.
 - 2 REMOVE EXISTING MINUTE CLINIC ROOM SINK COMPLETELY. REMOVE EXISTING WASTE AND WATER LINES BACK TO MAIN AND CAP. REMOVE VENT TO THE MAIN AND CAP.
 - 3 RELOCATE EXISTING BREAK ROOM SINK. REMOVE EXISTING WASTE AND WATER LINES BACK TO MAIN AND CAP. REMOVE VENT TO THE MAIN AND CAP.
 - 4 RELOCATE EXISTING WATER COOLER. REMOVE EXISTING WASTE AND WATER LINES BACK TO MAIN AND CAP. REMOVE VENT TO THE MAIN AND CAP.

GENERAL DESCRIPTION OF WORK

THE RETAIL HEALTH CENTERS AND HEALTH HUB ARE THE ONLY AREAS OF THE BUILDING WHERE THE PLUMBING SYSTEM IS AFFECTED BY THE RENOVATION WORK.

THE EXISTING SINKS IN THE RETAIL HEALTH CENTERS SHALL BE REMOVED COMPLETELY.

THE EXISTING WATER CLOSET AND LAVATORIES IN BOTH RESTROOMS WILL REMAIN IN PLACE (NO WORK).

THE EXISTING SINK IN THE BREAK ROOM SHALL BE RELOCATED IN A NEW LOCATION (SEE RENOVATION PLANS).

THE WATER COOLER IN THE HALL SHALL BE RELOCATED IN A NEW LOCATION (SEE RENOVATION PLANS).

THE EXISTING SERVICE SINK IN THE RECEIVING AREA WILL REMAIN IN PLACE (NO WORK).

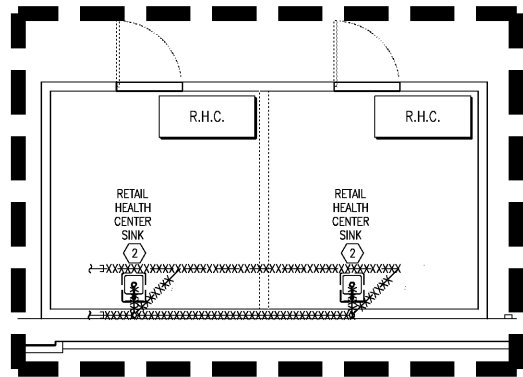
THE EXISTING SINK IN THE PHARMACY WILL REMAIN IN PLACE (NO WORK).

SEE FIXTURE SCHEDULE ON SHEET P1 FOR NEW FIXTURE SPECIFICATIONS.

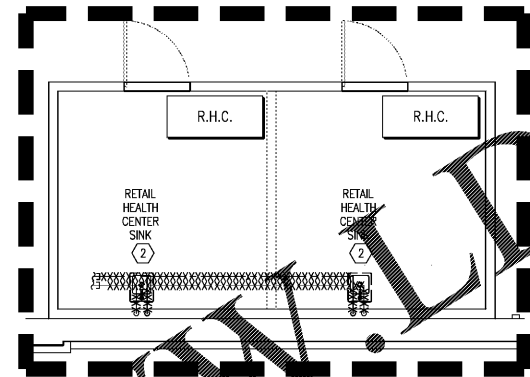
NOTE:
THE SANITARY WASTE PIPING LOCATIONS ARE DIAGRAMMATIC IN NATURE AS RECORD PLANS FOR THIS FACILITY WERE NOT AVAILABLE TO THE DESIGNERS AND NOT ALL EXISTING PIPING IS CONCEALED. PLUMBING CONTRACTOR SHALL FOLLOW THE INTENT OF THE DESIGN AND MAKE APPROPRIATE ADJUSTMENTS IN THE FIELD.

NOTE:
THE HOT AND COLD WATER PIPING LOCATIONS ARE DIAGRAMMATIC IN NATURE AS RECORD PLANS FOR THIS FACILITY WERE NOT AVAILABLE TO THE DESIGNERS AND NOT ALL PIPING WAS FOUND DURING THE SURVEY. PLUMBING CONTRACTOR SHALL MAKE APPROPRIATE ADJUSTMENTS IN THE FIELD.

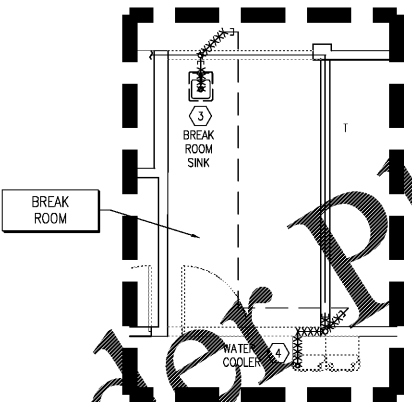
NOTE:
PC SHALL VERIFY THE LOCATION OF EXISTING PIPING THAT SERVES THE BREAK ROOM DURING DEMOLITION. THE PROPOSED RENOVATION CHANGES SHOULD BE POSSIBLE BY CUTTING THE HOT AND COLD WATER PIPING ABOVE THE CEILING OR IN THE WALL AND MAKING NEW CONNECTIONS THERE. IN THE EVENT THAT THE PIPING HOT & COLD WATER PIPING SERVING THE MINUTE CLINIC SINK IS UNDER SLAB, CUT THE PIPES AT A CONVENIENT POINT ABOVE THE SLAB, MAKE NEW CONNECTIONS THERE AND EXTEND TO THE RELOCATED FIXTURE.



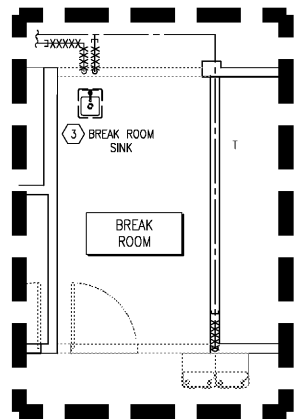
5 PLUMBING DEMOLITION - WASTE PLAN
P2 SCALE: 1/4"=1'-0"



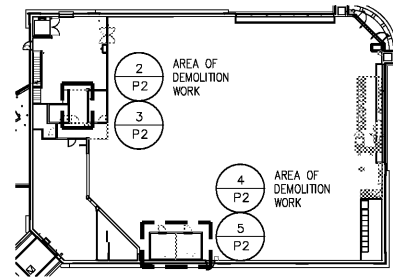
4 PLUMBING DEMOLITION - WATER PLAN
P2 SCALE: 1/4"=1'-0"



3 PLUMBING DEMOLITION - WASTE PLAN
P2 SCALE: 1/4"=1'-0"



2 PLUMBING DEMOLITION - WATER PLAN
P2 SCALE: 1/4"=1'-0"



1 PLUMBING DEMOLITION AREA PLAN
P2 SCALE: NTS



STORE NUMBER: 4522
800 EAST WEST CONNECTOR
AUSTELL, GA
PROJECT TYPE: Health Hub and Reset
DEAL TYPE:
CS PROJECT NUMBER: 134320

ARCHITECT OF RECORD

www.littleonline.com

This drawing and the design shown are the property of Little Diversey Architectural Consulting. The reproduction, copying or other use of this drawing without their written consent is prohibited and any infringement will be subject to legal action.

CONSULTANT:

GEORGE W AUSTIN JR, PE
217 N. McDowell St. Suite 304
Charlotte, NC 28204
(P) 704.334.7363 (F) 704.347.0093
www.chelling.com
SIG - 19-097

DEVELOPER:

SEAL:

REVISIONS:

CVS PROJECT MANAGER: SB
DRAWING BY: ZTM
DATE: 07-22-2019
JOB NUMBER: 121-12600-08
TITLE:

PLUMBING DEMOLITION PLANS
SHEET NUMBER:

P2
COMMENTS: