



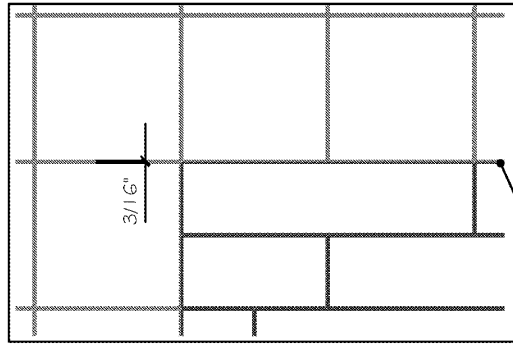
FLOOR FINISH SCHEDULE	
	T1
	T2

**DINING ROOM FLOOR TILE:**  
 MAIN FLOOR TILE: CROSSVILLE (T1)  
 PATTERN: SCG1 URBAN  
 SIZE: 12" x 12"

ACCENT FLOOR TILE: CROSSVILLE (T2)  
 PATTERN: SWG8 LAKEWOOD  
 SIZE: 6" x 24"

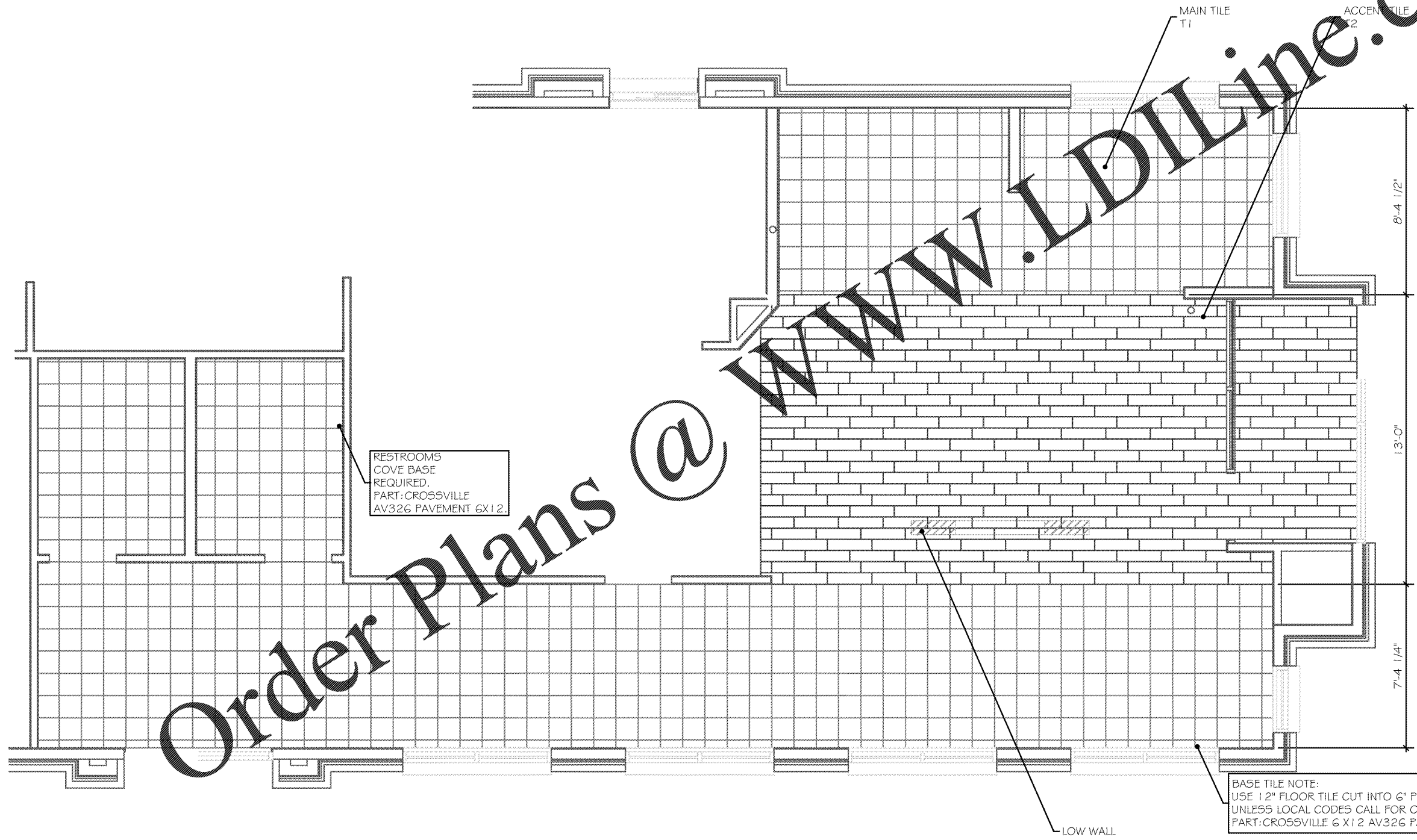
**FURNISHED BY**            **INSTALLED BY**             
 G.C. G.C.  
**CONTACT:**  
 MERIDITH LOCKER  
 678-527-8453

**IMPORTANT TILING NOTES:**  
 1) G.C. IS TO CONTACT REP LISTED ON SPECIFICATIONS PAGE PRIOR TO ORDERING ANY FLOOR OR WALL TILE. DO NOT PLACE ORDER THROUGH LOCAL DISTRIBUTOR BEFORE TALKING TO ARBY'S NATIONAL ACCOUNT REP.  
 2) ALL GROUT LINES TO BE STANDARD WIDTHS.



GROUT: CUSTOM BUILDING PRODUCTS  
 $\frac{3}{16}$  WIDTH #60 CHARCOAL

$\frac{3}{16}$  GROUT WIDTH



RESTROOMS  
 COVE BASE  
 REQUIRED.  
 PART: CROSSVILLE  
 AV326 PAVEMENT 6X12.


**BASE TILE NOTE:**  
 USE 12" FLOOR TILE CUT INTO 6" PIECE AS BASE TILE  
 UNLESS LOCAL CODES CALL FOR COVE BASE TILE.  
 PART: CROSSVILLE 6 X 12 AV326 PAVEMENT.


Order Plans @ [www.LDILine.com](http://www.LDILine.com)

CITY, ST **Fort Mill, SC** STORE No.: **8688**

REVISION	DATE	BY

**SHEET TITLE:** FLOOR TILE PATTERN  
**SCALE:** 3/16" = 1'-0"  
**ADDRESS:** 2385 Len Patterson Road  
 Fort Mill, SC

  
**ACCOUNT:** Arby's  
**DESIGN BY:** Henry  
**DATE:** 8/6/19  
**PROJECT NO.:** **FTP1\_60831**  
**REVISION:** 00 **SHEET NO.:** 10

  
 Commercial Millwork & Installation LLC.  
 356 Industrial Road - Newport, TN 37821