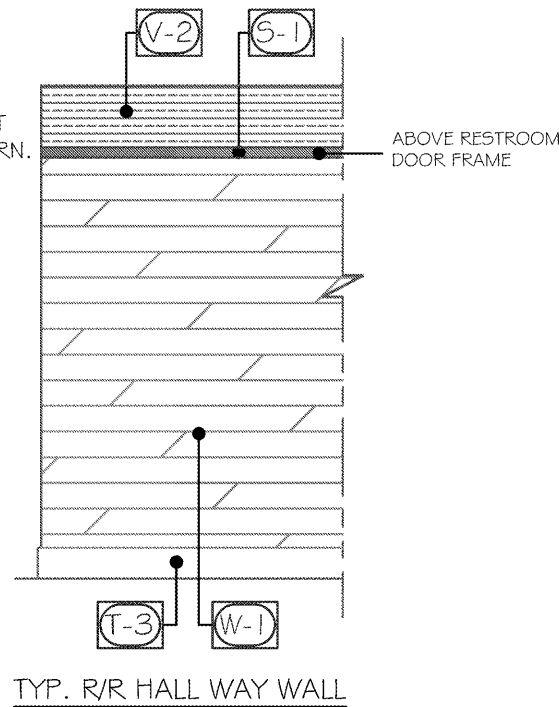
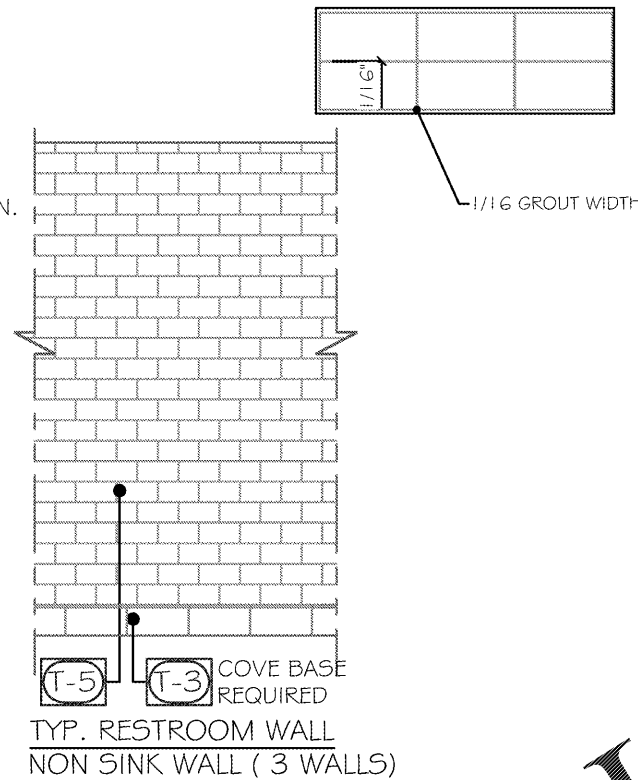


NOTE:
ALL FILL PATTERNS SHOWN ON THE DRAWINGS/ELEVATIONS ARE ONLY TO HELP SHOW DESIGN INTENT. THEY DO NOT REPRESENT THE TRUE INSTALL PATTERN.



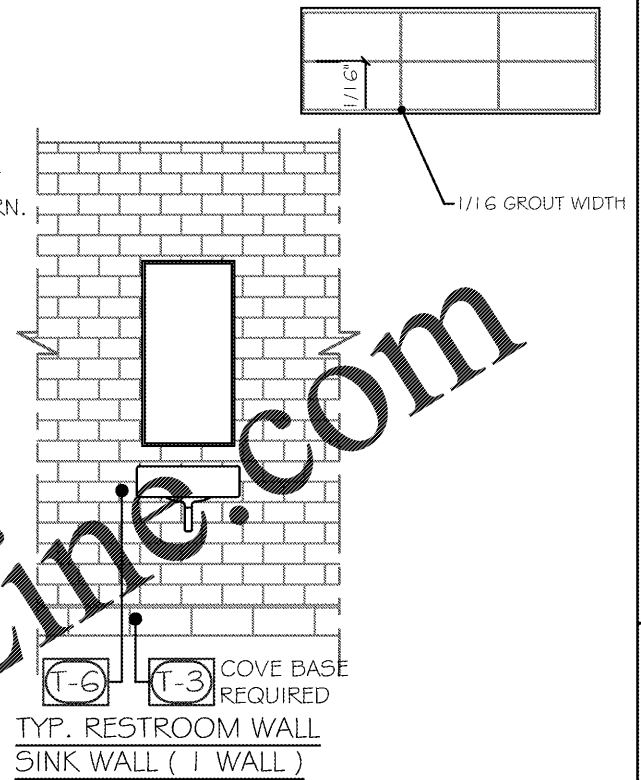
TYP. R/R HALL WAY WALL

NOTE:
ALL FILL PATTERNS SHOWN ON THE DRAWINGS/ELEVATIONS ARE ONLY TO HELP SHOW DESIGN INTENT. THEY DO NOT REPRESENT THE TRUE INSTALL PATTERN.

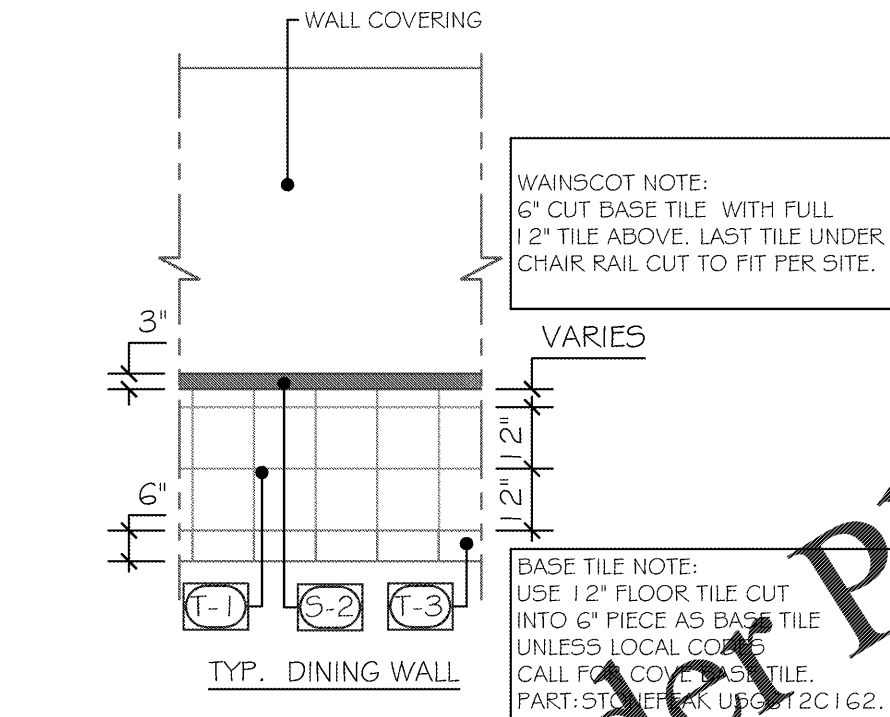


TYP. RESTROOM WALL
NON SINK WALL (3 WALLS)

NOTE:
ALL FILL PATTERNS SHOWN ON THE DRAWINGS/ELEVATIONS ARE ONLY TO HELP SHOW DESIGN INTENT. THEY DO NOT REPRESENT THE TRUE INSTALL PATTERN.

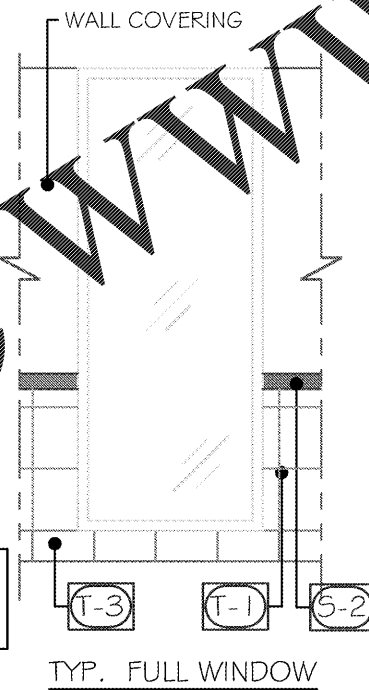


TYP. RESTROOM WALL
SINK WALL (1 WALL)



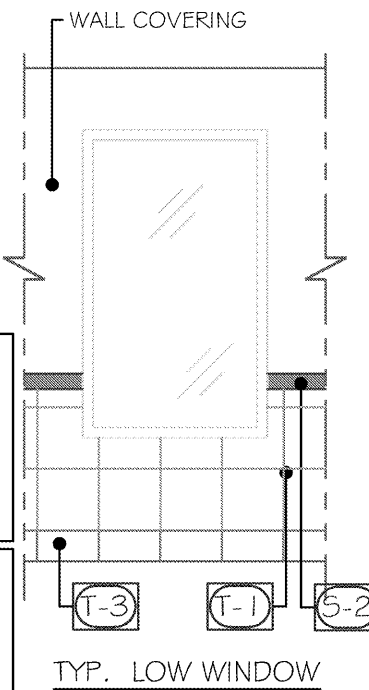
TYP. DINING WALL

NOTE:
ALL FILL PATTERNS SHOWN ON THE DRAWINGS/ELEVATIONS ARE ONLY TO HELP SHOW DESIGN INTENT. THEY DO NOT REPRESENT THE TRUE INSTALL PATTERN.



TYP. FULL WINDOW

NOTE:
ALL FILL PATTERNS SHOWN ON THE DRAWINGS/ELEVATIONS ARE ONLY TO HELP SHOW DESIGN INTENT. THEY DO NOT REPRESENT THE TRUE INSTALL PATTERN.



TYP. LOW WINDOW

UNLESS OTHERWISE SPECIFIED

- [P1] SHERWIN WILLIAMS COLOR: SW7038 'TONY TAUPÉ'
- [P2] SHERWIN WILLIAMS COLOR: SW6864 'CHERRY TOMATO'
- [P3] SHERWIN WILLIAMS COLOR: SW6083 'SABLE GLOSS'
- [P4] SHERWIN WILLIAMS COLOR: SW7005 'PURE WHITE'

- [L1] LAMINATE: PIONITE WW011 SUEDE 'KINGSLEY'
- [L2] LAMINATE: PIONITE WX110 SUEDE 'SMOOTH PADDLIN'
- [L3] FORMICA 5884-58 "CHESTNUT WOODLINE"
- [C1] CORIAN 'ARCTIC ICE'

- [V1] WOLF GORDON 'BAMBOO PLATINUM' G9061644
- [V2] KOROSEAL 'POSEIDEN Z521-66' VOLTE
- [V3] APA GRAPHICS CUSTOM 'CHALKBOARD VINTAGE ARBYS'
- [V5] WOLF GORDON G9061643 STRINGS PITCH BLACK

- [T1] CROSSVILLE TILE- 12x12 SCG1 URBAN
- [T2] CROSSVILLE TILE 6x24 SWG8 LAKEWOOD
- [T3] CROSSVILLE TILE- COVE BASE 6x12 SCG1 URBAN
- [T5] CROSSVILLE TILE 4x8 COLOR BY NUMBERS WT02 'TEA FOR TWO' GLOSS

- [T6] CROSSVILLE TILE 4x8 COLOR BY NUMBERS WT14 'CARBON-14' GLOSS
- [W1] SOLID WOOD WALL BOARDS APA GRAPHICS 96" x 6" PLANKS
- [S1] OAK ACCENT TRIM STAINED TO MATCH PIONITE WW011 'KINGSLEY' (L1)
- [S2] CHAIR RAIL STAINED TO MATCH PIONITE WW011 'KINGSLEY' (L1)

CITY, ST

Fort Mill, SC

STORE No.: 8688



ACCOUNT: Arby's
DESIGN BY: Henry
DATE: 8/6/19
PROJECT NO.: E1.60831
REVISION: 00 SHEET NO.: 5

SHEET TITLE: ELEVATIONS (TYP.)
SCALE: 1/4" = 1'-0"
ADDRESS: 2385 Len Patterson Road
Fort Mill, SC

REVISION	DATE	BY

DATE	BY

CMI
Commercial Millwork & Installation LLC.
356 Industrial Road - Newport, TN 37821