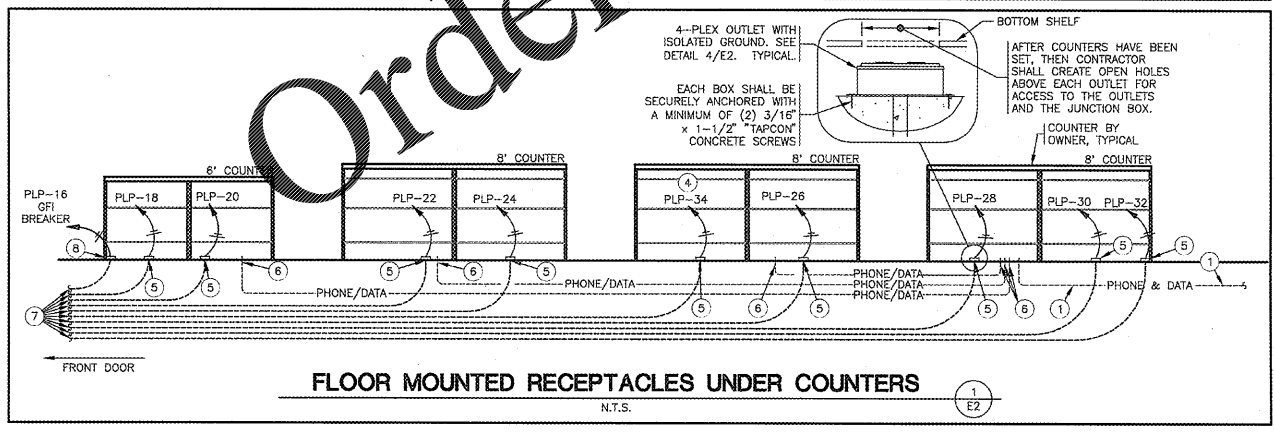
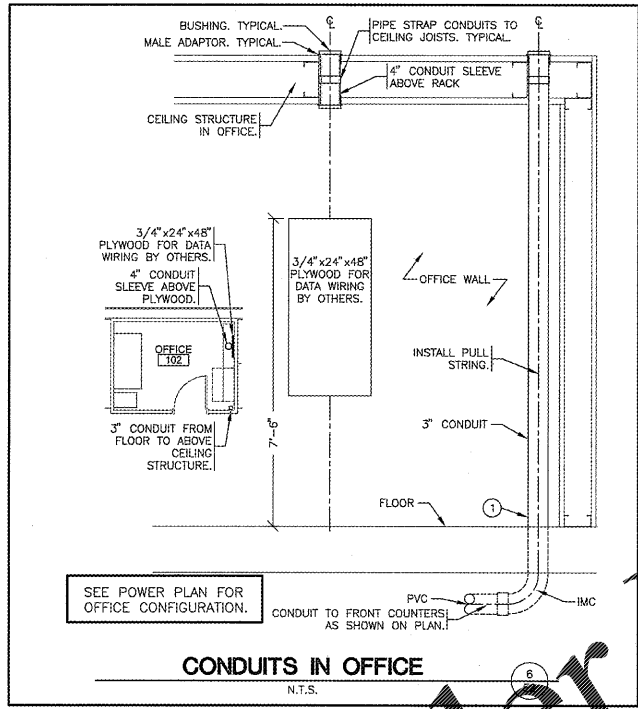
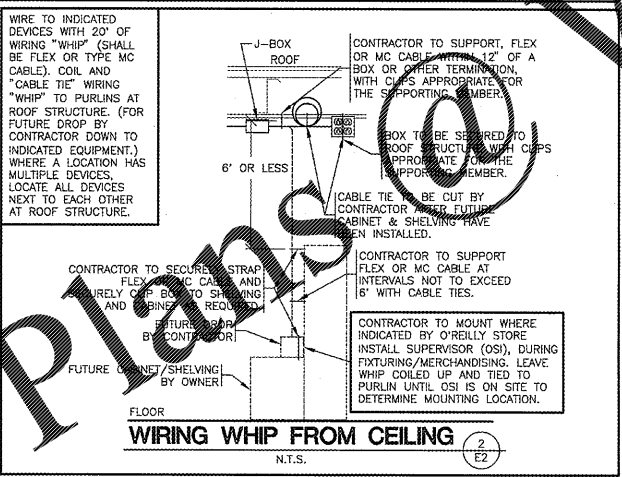
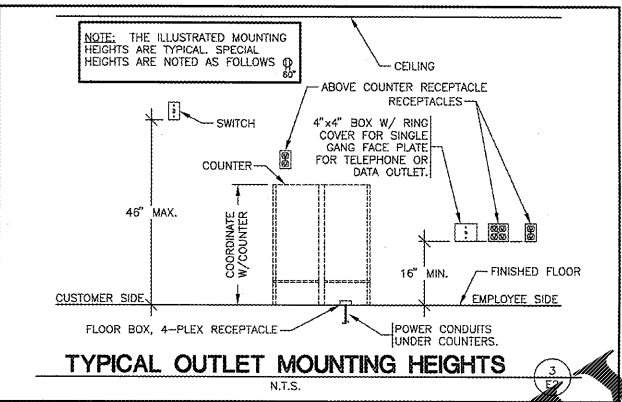
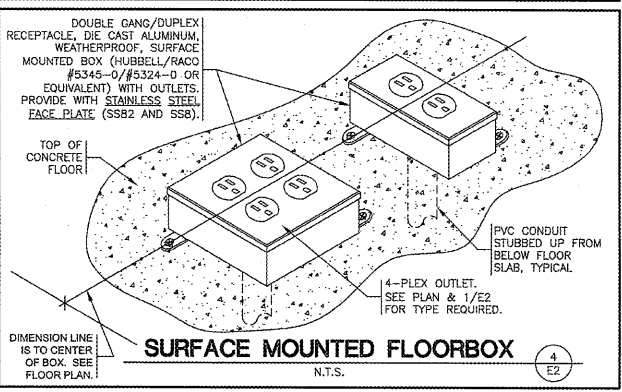
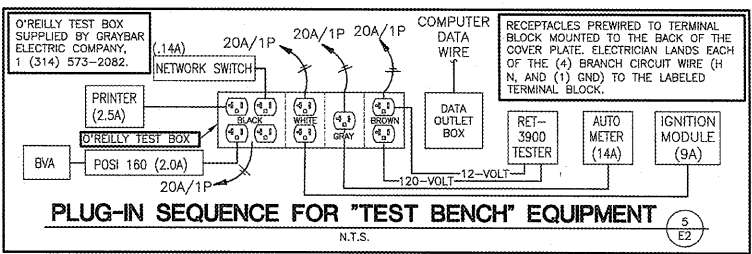


RECEIVED
MAR 21 2019
1736 EAST SUNSHINE ST. SUITE 417
SPRINGFIELD, MO



TELEPHONE & COMPUTER DATA SYSTEMS:

- ELECTRICAL CONTRACTOR SHALL PROVIDE AND INSTALL ALL TELEPHONE AND DATA CONDUITS.
- ELECTRICAL CONTRACTOR SHALL VACUUM OUT ALL CONDUITS TO REMOVE WATER.
- ELECTRICAL CONTRACTOR SHALL PROVIDE PULL-STRING IN EACH CONDUIT.
- OWNER SHALL PROVIDE AND INSTALL ALL TELEPHONE AND DATA WIRING.

FIRE ALARM NOTE:

IN THE EVENT A MONITORED FIRE ALARM SYSTEM IS REQUIRED BY THE AUTHORITY HAVING JURISDICTION, THE ALARM SYSTEM WILL BE CONTRACTED DIRECTLY BY THE ALARM SERVICES MANAGER, LEIGH SIDES, WITH THE O'REILLY AUTOMOTIVE CORPORATE OFFICE. THE GENERAL CONTRACTOR SHALL NOT PROCURE ANYONE TO INSTALL OR QUOTE THESE SYSTEMS UNLESS THEY HAVE BEEN ASKED TO DO SO BY LEIGH SIDES. PLEASE CONTACT LEIGH SIDES @ 417-829-5712 IF A SYSTEM IS NEEDED OR IF THERE ARE ANY QUESTIONS.

CONDUIT REQUIREMENTS

ALL WIRING SHALL BE IN CONDUIT, EXCEPT THAT MC-CABLE MAY BE SUBSTITUTED ONLY AS FOLLOWS:

- MC-CABLE (MAXIMUM CABLE LENGTH OF 10'-0") MAY BE INSTALLED ONLY FOR BRANCH CIRCUIT WIRING TO LIGHT FIXTURES.
- MC-CABLE (MAXIMUM CABLE LENGTHS SHOWN ON DETAIL 2/E2) MAY BE INSTALLED ONLY ABOVE SLAB AND ONLY AT LOCATIONS INDICATED ON E2 SHEET. SEE SHEET E4 FOR MORE REQUIREMENTS.

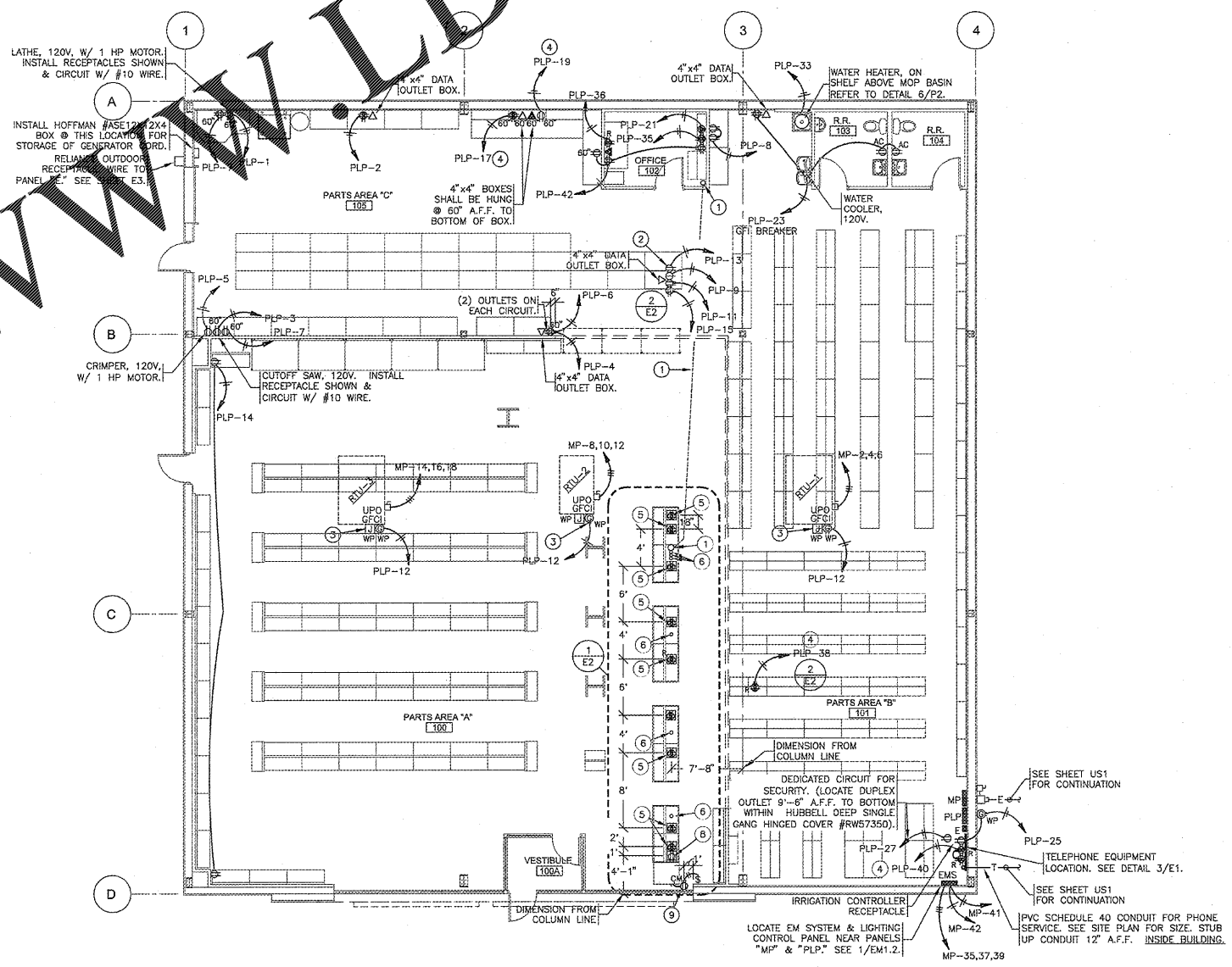
ALL PANELBOARDS, TRANSFORMERS, TRANSFER SWITCH KIT AND DISCONNECTS WILL BE SUPPLIED BY THE OWNER (O'REILLY). ELECTRICAL GEAR SHALL BE DIRECT ORDERED AND/OR RELEASED FROM THE LISTED ELECTRICAL EQUIPMENT DISTRIBUTOR LISTED ON SHEET E3.

KEYNOTES

- 3" CONDUIT UNDERSLAB FROM COUNTER TO OFFICE FOR PHONE & DATA WIRING BY OWNER. STUB 3" CONDUIT TO A MINIMUM OF 9 FEET ABOVE FINISH FLOOR IN OFFICE. STUB 3" CONDUIT TO A MINIMUM OF 2-INCHES ABOVE FINISH FLOOR UNDER COUNTER. SEE DETAIL 1/E2 & 6/E2. INSTALL PULL STRING.
- TEST OUTLET BOX, 120V. INSTALL (2) DUPLEX OUTLETS EACH ON THEIR OWN CIRCUIT. (1) SINGLE OUTLET ON ONE CIRCUIT, (1) QUADPLEX OUTLET ON ONE CIRCUIT & A COMPUTER DATA OUTLET BOX. SEE DETAIL 5/E2.
- CONTRACTOR TO INSTALL J-BOX, CONDUIT, AND PULL STRING FOR FIRE ALARM. MOUNT J-BOX BELOW OPTIONAL CONVENIENCE OUTLET LOCATION. REFERENCE SHEET M2.
- SEE "E" PANEL TRANSFER SWITCH SCHEDULE FOR POSITION OF CIRCUIT WIRES THROUGH TRANSFER SWITCH.
- FLOOR 4-PLEX ISOLATED GROUND RECEPTACLE. SEE DETAIL 4/E2.
- STUB UP 2" CONDUITS (FOR PHONE/DATA) TO A MINIMUM OF 2-INCHES ABOVE FINISH FLOOR. NO BOXES REQUIRED. TYPICAL OF ALL CONNECTIONS. SEE DETAIL 1/E2.
- 3/4" PVC CONDUIT UNDERSLAB. RUN ONE PVC CONDUIT FROM EACH FLOOR RECEPTACLE TO PANEL LOCATION.
- FLOOR DUPLEX RECEPTACLE (FOR COKE MACHINE) SEE DETAIL 4/E2, SIMILAR.
- MOUNT RECEPTACLE IN CEILING FOR LIGHTING CIRCUIT RECEPTACLE TO NEAREST LIGHTING CONTROL PANEL. CONTROL PANEL, LIGHTING CIRCUIT AND HEAD OF ALL DIMMER SWITCHES AND DIMMING CONTROLS WITH "OPEN" SIGN CAN ALSO BE OPERATED BY WALL SWITCH. SEE DETAIL 1/E1.

MARKING OF ELECTRICAL WORKING SPACE

ON FRONT OF METER PANELS, SUB PANELS, TRANSFORMERS, AND DISCONNECTS, PROVIDE WORKING SPACE IN FRONT, ON THE FLOOR. RECTANGULAR PAINT WITH CONTRASTING COLOR, 4-INCH BRUSH STROKES WITH DIAGONAL LINES INSIDE, WITH 6-INCH LETTERS, "NO STORAGE" BLOTTED IN AND/OR LARGE STICKER SAYING THE SAME THING. 4'-0" DEPTH TYPICAL AT ALL LOCATIONS.



POWER PLAN
SCALE: 1/8" = 1'-0"

Camron K. Collins, P.E. RD00587
3330 E. Battlefield Rd. Suite 1000
Springfield, Missouri 65803
Phone: 417-881-0003
Fax: 417-881-0003
mfc.com
Malone Finkle Eckhardt & Collins, Inc.
MEMBER NATIONAL ASSOCIATION OF ELECTRICAL CONTRACTORS (NAEC)

Craig A. Schneider, AIA
ARCHITECT
1736 East Sunshine, Suite 417
Springfield, Missouri 65802
417.862.0558
417.862.3265
architect@electricalnet.com

PROJECT:
NEW O'REILLY AUTO PARTS STORE
N. MAIN STREET
WALNUT COVE, NC
POWER PLAN

O'Reilly AUTO PARTS
CORPORATE OFFICES
233 SOUTH PATTERSON
SPRINGFIELD, MISSOURI 65802
(417) 862-2674 TELEPHONE

COMM # 4300
DATE: 3-22-19
REVISION DATE: