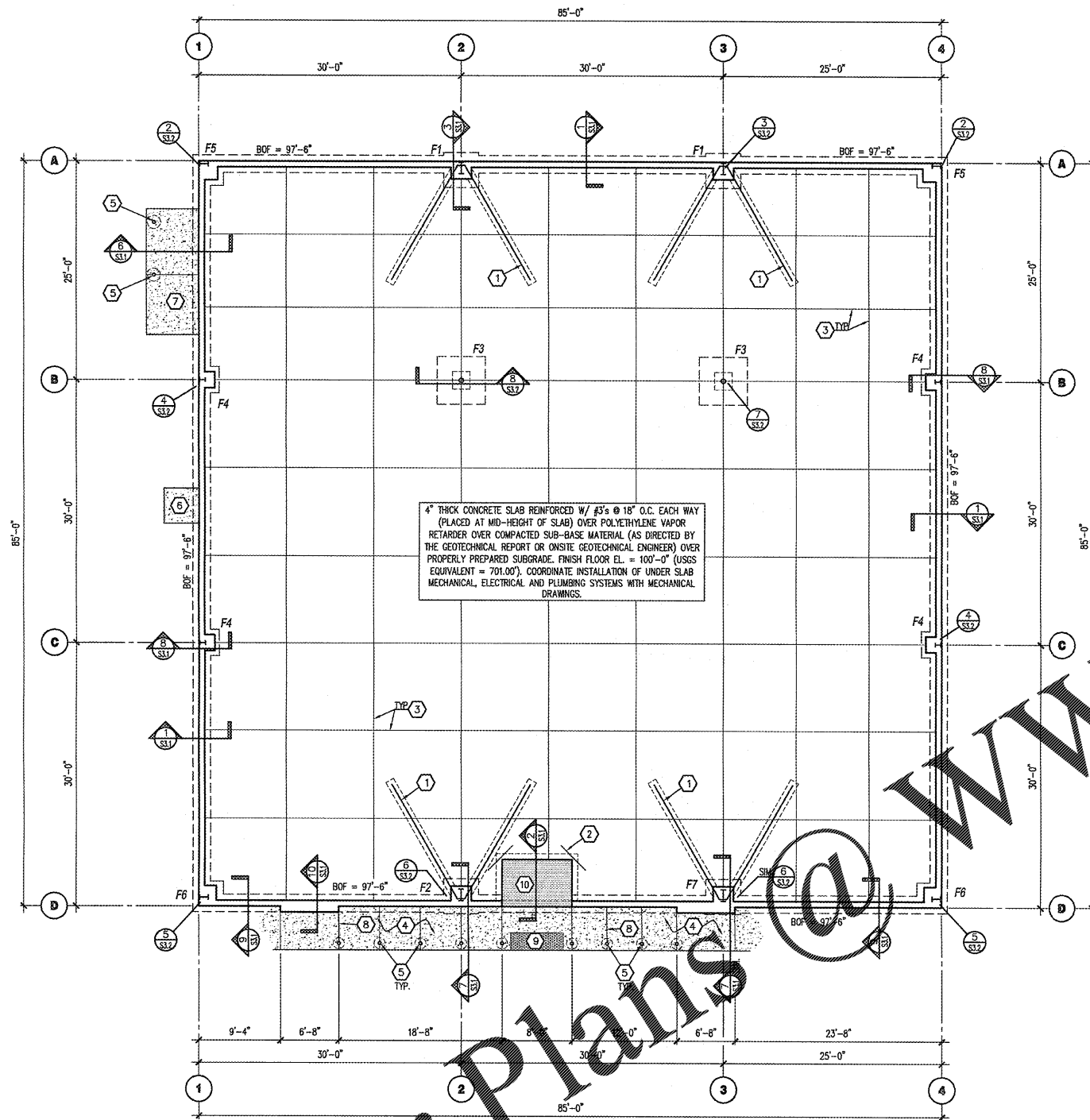


RECEIVED
MAR 21 2019
114 E. SANDHURST, SUITE 417
SPRINGFIELD, MO



FOUNDATION PLAN
SCALE: 1/8" = 1'-0"

PRE-ENGINEERED METAL BUILDING (PEMB) JAMB AND SECONDARY FRAMING POSTS NOT SHOWN FOR CLARITY. REFER TO PEMB SHOP DRAWINGS FOR POST INFORMATION. REFER TO DETAIL 1/S3.2 (SM) FOR ANCHORAGE.



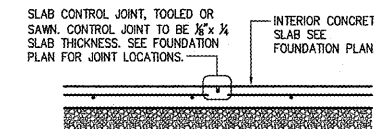
KEYNOTES

- 1 SLAB HARPIN. SEE DETAIL 4/S3.1
- 2 PROVIDE #4x4'-0" DOWEL. TURN 45 DEGREES AT SLAB INSIDE CORNERS
- 3 CONTROL OR CONSTRUCTION JOINT SEE DETAILS 1 & 2/S2
- 4 SIDEWALK: PROVIDE 4" THICK CONCRETE REINFORCED W/ #3'S @ 18" O.C. EACH WAY (PLACED AT MID-HEIGHT OF SLAB) OVER COMPACTED SUB-BASE MATERIAL (AS DIRECTED BY THE GEOTECHNICAL REPORT OR ONSITE GEOTECHNICAL ENGINEER) ON PROPERLY PREPARED SUBGRADE. SEE CIVIL DRAWINGS FOR JOINT REQUIREMENTS, EXTENTS OF FLATWORK, AND TOP OF CONCRETE SPOT ELEVATIONS.
- 5 STEEL BOLLARD: SEE SITE DEVELOPMENT PLANS AND DETAILS. (WHERE APPLICABLE, ALIGN WITH CENTERLINE OF STOREFRONT MULLIONS AND JAMBS OF OVERHEAD DOOR.)
- 6 4"x4" (MIN.) DOORPAD: PROVIDE 4" THICK CONCRETE REINFORCED W/ #3'S @ 18" O.C. EACH WAY (PLACED AT MID-HEIGHT OF SLAB) OVER COMPACTED SUB-BASE MATERIAL (AS DIRECTED BY THE GEOTECHNICAL REPORT OR ONSITE GEOTECHNICAL ENGINEER) ON PROPERLY PREPARED SUBGRADE. CENTER PAD ON DOOR. SEE CIVIL DRAWINGS FOR TOP OF CONCRETE SPOT ELEVATIONS.
- 7 6" WIDE DOORPAD: PROVIDE 4" THICK CONCRETE REINFORCED W/ #3'S @ 18" O.C. EACH WAY (PLACED AT MID-HEIGHT OF SLAB) OVER COMPACTED SUB-BASE MATERIAL (AS DIRECTED BY THE GEOTECHNICAL REPORT OR ONSITE GEOTECHNICAL ENGINEER) ON PROPERLY PREPARED SUBGRADE. EXTEND CONCRETE 1'-6" PAST DOOR JAMBS. SEE CIVIL DRAWINGS FOR TOP OF CONCRETE SPOT ELEVATIONS.
- 8 ISOLATION JOINT. SEE DETAIL 3/S2 (SPACING NOT TO EXCEED 30'-0" O.C.)
- 9 DETECTABLE WARNING SURFACE (IF REQUIRED), REFER TO CIVIL DRAWINGS FOR ADDITIONAL INFORMATION.
- 10 ENTRY SLAB: 8" THICK CONCRETE SLAB REINFORCED W/ #3'S @ 18" O.C. EACH WAY (PLACED AT MID-HEIGHT TOP OF SLAB) OVER POLYETHYLENE VAPOR RETARDER OVER COMPACTED SUB-BASE MATERIAL (AS DIRECTED BY THE GEOTECHNICAL REPORT OR ONSITE GEOTECHNICAL ENGINEER) OVER PROPERLY PREPARED SUBGRADE. FINISH FLOOR EL. = 100'-0"

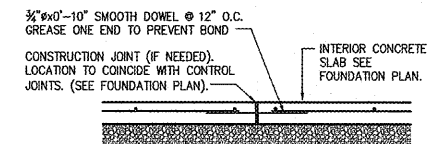
FOUNDATION SCHEDULE

MARK	FOOTING SIZE (W x L x T)	FOOTING REINFORCEMENT		BOTTOM OF FOOTING ELEVATION	PILASTER REINFORCEMENT		TOP OF PILASTER ELEVATION	NOTES	MARK
		LONG.	TRANS.		VERT.	TIES			
F1	10'-0"x4'-0"x1'-0"	(6) #4's	(6) #4's	97'-6"	(8) #6	SEE SECTION 3/S3.1	100'-0"	1,2,3,4,5	F1
F2	4'-6"x4'-6"x1'-0"	(6) #4's	(6) #4's	97'-6"	(10) #6	SEE SECTION 7/S3.1	100'-0"	1,2,3,4,5	F2
F3	5'-0"x4'-0"x1'-0"	(5) #4'S EACH WAY TOP & BOTT.		96'-0"	(12) #6	SEE SECTION 8/S3.2	99'-4"	1,2,4,5	F3
F4	3'-6"x4'-6"x1'-0"	(5) #4's	(5) #4's	97'-6"	(6) #6	SEE SECTION 8/S3.1	100'-0"	1,2,3,4,5	F4
F5	10'-0"x4'-0"x1'-0"	(6) #4's	(6) #4's	97'-6"	(8) #6	SEE SECTION 8/S3.1 SM.	100'-0"	1,2,3,4,5	F5
F6	4'-6"x4'-6"x1'-0"	(6) #4's	(6) #4's	97'-6"	(8) #6	SEE SECTION 8/S3.1 SM.	100'-0"	1,2,3,4,5	F6
F7	4'-6"x4'-6"x1'-0"	(6) #4's	(6) #4's	97'-6"	(10) #6	SEE SECTION 7/S3.1 SM.	100'-0"	1,2,3,4,5	F7

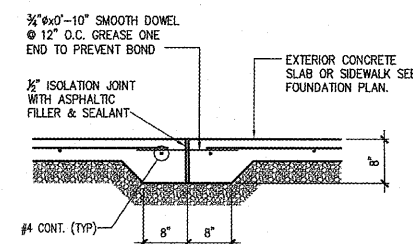
- NOTES:
1. ALL ANCHOR BOLTS SHALL BE SIZE, QUANTITY AND SPACING AS SPECIFIED BY THE PRE-ENGINEERED METAL BUILDING MANUFACTURER. MAINTAIN 3" MINIMUM CONCRETE COVER AROUND BOLTS. TIES SHALL WRAP AROUND ANCHOR BOLTS.
 2. COLUMN BASE PLATES ARE TO REST ON TOP OF CONCRETE. PROVIDE LEVEL BEARING SURFACE FOR EVEN CONTACT.
 3. COLUMN FOOTING REINFORCEMENT TO BE INTEGRAL WITH CONTINUOUS FOUNDATION REINFORCEMENT.
 4. PROVIDE ANCHOR BOLT TEMPLATES AT COLUMN.
 5. ALL SPREAD FOOTINGS ARE TO BE CENTERED BENEATH COLUMNS UNLESS NOTED OTHERWISE.



1 TYP. CONTROL JOINT DETAIL
SCALE: 3/4" = 1'-0"



2 TYP. CONSTR. JOINT DETAIL
SCALE: 3/4" = 1'-0"



3 SIDEWALK ISOLATION JOINT
SCALE: 3/4" = 1'-0"



Jeffrey S. Smith, P.E.
Jeffrey S. Smith P.E. 12612
1801 W 32nd St Bldg B Ste 104 * JOPLIN, MISSOURI 64804
P.O. Box 8102 * JOPLIN, MISSOURI 64802
PHONE: 417-624-0444 * FAX: 417-624-0430



CRAIG A. SCHNIDER, AIA
ARCHITECT

1736 East Sunshine, Suite 417
Springfield, Missouri 65804
417-862-0556
Fax: 417-862-3265
e-mail: architect@csfrtyshneider.com

PROJECT:
NEW O'REILLY AUTO PARTS STORE
N. MAIN ST.
WALNUT COVE, NC

FOUNDATION PLAN

O'Reilly AUTO PARTS
CORPORATE OFFICES
1000 SPRINGFIELD, MISSOURI 65802
(417) 862-2674 TELEPHONE

COMM # 4300
DATE: 3-22-19
REVISION
DATE: