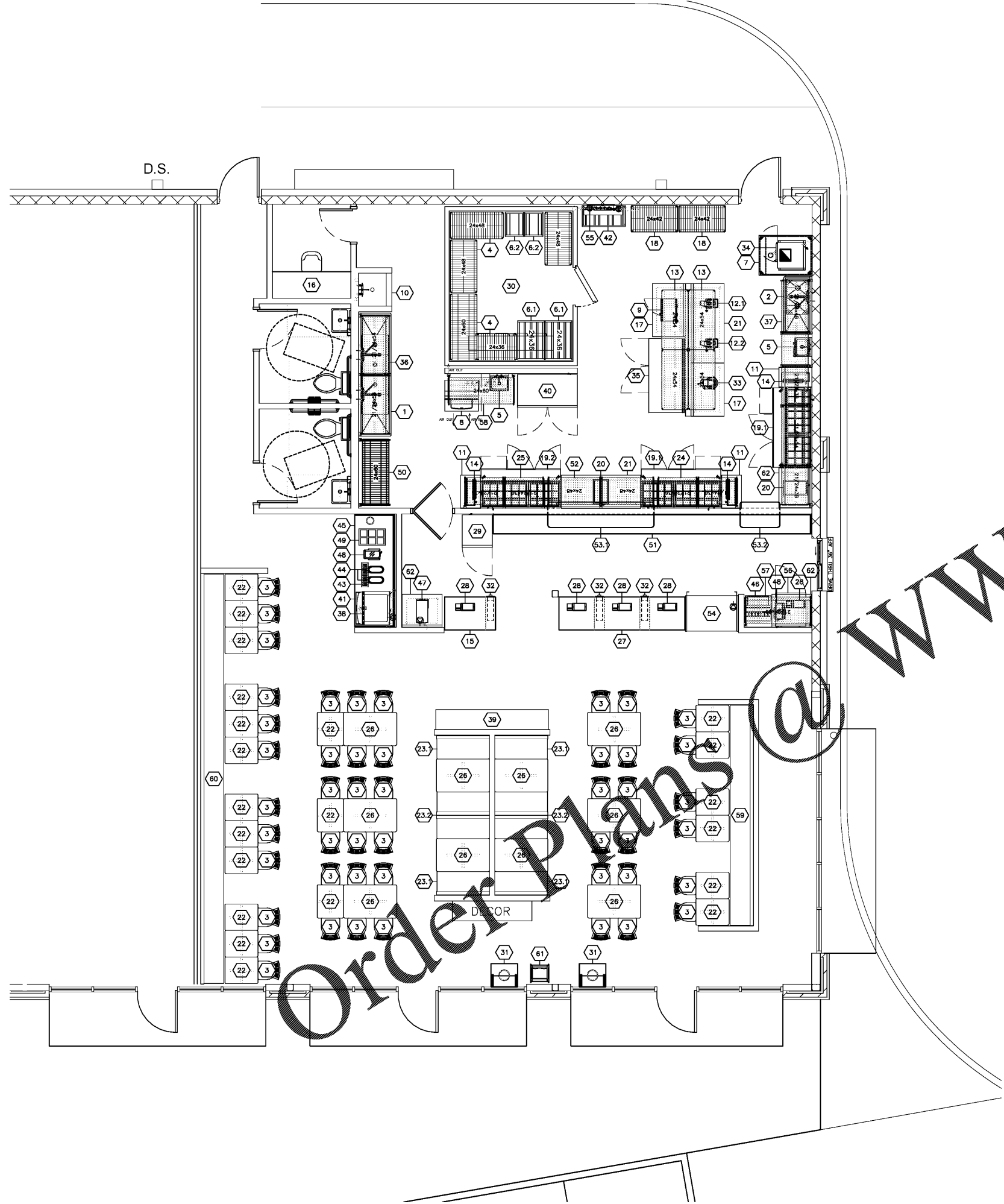


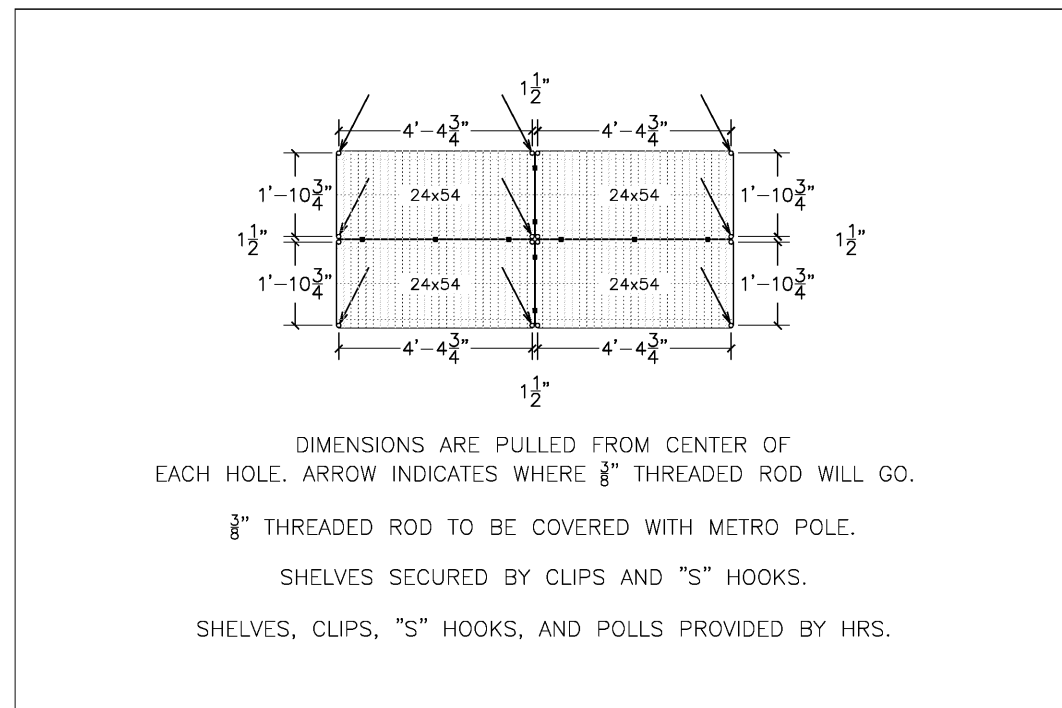
THIS DRAWING IS AN INSTRUMENT OF SERVICE AND AS SUCH SHALL REMAIN THE PROPERTY OF HOTEL & RESTAURANT SUPPLY. UNAUTHORIZED USE OR REPRODUCTION WITHOUT PERMISSION OF HOTEL & RESTAURANT SUPPLY IS PROHIBITED. THIS DRAWING IS ONLY FOR USE IN CONNECTION WITH THIS PROJECT AND SHALL NOT BE USED FOR OTHER LOCATIONS. COPYRIGHT 2019, HOTEL & RESTAURANT SUPPLY.

REVISED	6/28



EQUIPMENT SCHEDULE					
Item No	Qty	Equipment Category	Item No	Qty	Equipment Category
1	1	4 COMPARTMENT SINK	30	1	WALK-IN COOLER(10' X 12')
2	1	2 COMPARTMENT SINK	31	2	TRASH RECEPTACLE
3	48	CHAIR	32	6	CUP DISPENSERS
4	1	LOT WALK-IN COOLER SHELVING	33	1	FOOD MIXER
5	2	HAND SINK	34	1	DOUBLE STACK STEAMER
6.1	2	DUNNAGE RACK	35	1	WORKTOP FREEZER - 1/4"
6.2	2	PAN RACK	36	1	2 TIER WALL SHELF(21"/24"D X 9'W)
7	1	3' HOOD	37	1	2 TIER WALL SHELF(21"/24"D X 17'W)
8	1	ICE MAKER	38	1	COFFEE MACHINE - BEV STATION
9	1	MICROWAVE	39	1	BENCH SEAT(8'6"W X 18"D)
10	1	MOP SINK - BY OTHERS	40	2	FLOOR REACH-IN REFRIGERATOR
11	3	18" WORKTABLE	41	1	BEVERAGE DISPENSER - BY VENDOR
12.1	1	FOOD PROCESSOR	42	1	BAG-N-BOX - BY VENDOR
12.2	1	FOOD PROCESSOR	43	1	TEA URN DRAIN
13	2	2 TIER SHELF(24"/24"D X 9'W)	44	2	TEA URN - BY VENDOR
14	3	CONVEYOR TOASTER	45	1	BEVERAGE COUNTER(8'6"W X 36"D)
15	1	POS MILLWORK(21"10"W X 30"D)	46	1	BEVERAGE TOWER/ICE BIN - BY OTHERS
16	1	MANAGER DESK - BY OTHERS	47	1	TEA BREWER - BY VENDOR
17	2	4" WORKTABLE	48	2	LEMONADE BUBBLER - BY VENDOR
18	1	LOT DRY STORAGE	49	1	CONDIMENT BIN(23"D X 15"W)
19	2	72" MEGA TOP SANDWICH PREP - DRAWERS LEFT	50	1	SMART WALL DRYING RACK(24"D X 60"W)
19.2	1	72" MEGA TOP SANDWICH PREP - DRAWERS RIGHT	51	1	BACK COUNTER MILLWORK(24"W X 18"D)
20	1	SOUP WARMER	52	1	1 TIER WALL SHELF(24"D X 8'W)
21	2	6" WORKTABLE	53.1	1	PASS THRU WINDOW(8'W X 23"D)
22	21	TABLE TOP(2'D X 30'W)	53.2	1	PASS THRU WINDOW(3'W X 23"D)
23.1	4	SINGLE BOOTH SEAT	54	1	OPEN AIR REFRIGERATED DISPLAY
23.2	2	DOUBLE BOOTH SEAT	55	1	WATER FILTRATION SYSTEM
24	1	2 TIER WALL SHELF(21"/24"D X 6'W)	56	1	27" UNDERCOUNTER REFRIGERATOR
25	1	2 TIER WALL SHELF(21"/24"D X 6'W)	57	1	2 TIER WALL SHELF(21"/24"D X 5'W)
26	10	TABLE TOP(30"D X 4'W)	58	1	1 TIER WALL SHELF(24"D X 5'W)
27	1	POS MILLWORK(9'6"W X 30'W)	59	1	16"7" SINGLE BOOTH SEAT
28	5	POS - BY OTHERS	60	1	30'10" SINGLE BOOTH SEAT
29	1	REACH-IN REFRIGERATOR	61	1	LOT HIGH CHAIR
			62	3	3' WORKTABLE


NOTE: WATER HEATER NOT SHOWN ON PLANS. WOULD NEED TO BE ABOVE CEILING OR TANKLESS.
 NOTE: CO2 TANK NOT SHOWN. WOULD NEED TO BE OUT BACK DOOR OR IN BEVERAGE COUNTER.
 NOTE: WALL BACKING OR BACKERBOARD NEEDED THROUGHOUT WALL WHERE WALL SHELVING SHOWN.



SHELVING OVER ISLAND WORKTABLES 1/2"=1'

FOOD SERVICE KITCHEN EQUIPMENT PLAN
 Chicken Salad Chick
 Cleveland, Tennessee

Hotel & Restaurant Supply
 Suppliers/Designers to the Food Service Industry
 501 Martin Luther King Jr. Blvd. Northport, AL 35476
 205-409-0097 FAX 205-409-9369
 email: nwhite@hrrsupply.com



DRAWN BY:
 J.KELLEY
 DATE:
 6/28/2019
 SCALE:
 1/4" = 1'-0"
 JOB#
 FILE