


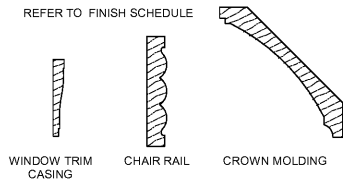


1604 28th Ave South
Birmingham, AL 35209
205.533.3563

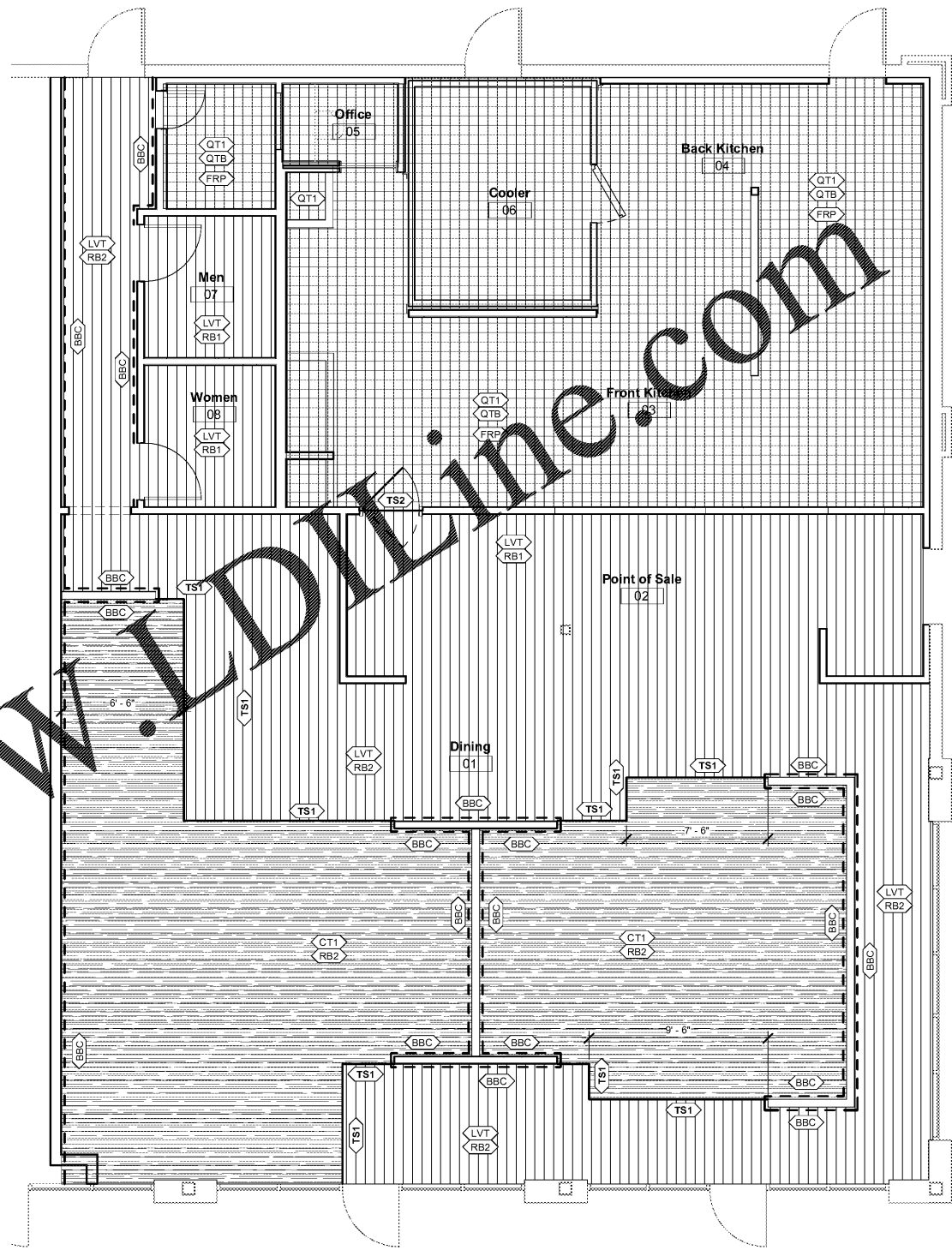


Chicken Salad Chick
Cleveland, Tennessee
Bradley Square Mall, Building H
200 Paul Huff Parkway NW
Cleveland, Tennessee 37312

INTERIOR FINISHES					
SYMBOL	DESCRIPTION	LOCATION	SYMBOL	DESCRIPTION	LOCATION
P1	PRIMER (1 COAT): SHERWIN WILLIAMS PROMAR 200 LATEX PRIMER PAINT (2 COATS); SHERWIN WILLIAMS EXTRA WHITE #SW7006 FLAT	DINING ROOM GYP. BD. CEILINGS AND DROP SOFFITS	FRP	FIBERGLASS REINFORCED PANEL BASIS OF DESIGN: MARLITE STANDARD FRP - PEBBLED SURFACE - P100 WHITE OR EQUAL. MANUF. TRIM AND ACCESSORIES TO BE USED AT JOINTS AND CORNERS	FRONT KITCHEN AND BACK KITCHEN WALLS
P2	PRIMER (1 COAT): SHERWIN WILLIAMS PROMAR 200 LATEX PRIMER PAINT (2 COATS); SHERWIN WILLIAMS PRO INDUSTRIAL HIGH PERFORMANCE ACRYLICS B66W00661 SHAGREEN #SW6422 EGGSHELL	PRIMARY WALLS, WALLS ABOVE BEAD BOARD WAINSCOAT, MEN'S AND WOMEN'S RESTROOM, AND BEVERAGE STATION	CHR	CHAIR RAIL - 5" CSC CHAIR RAIL WITH ROPE INSET - SOLE SOURCE THROUGH WILDWOOD MARKETING GROUP. CONTACT EMILIE KELLER emilee@wildwoodmarketing.net 706-356-1341 P4 PAINT	CHAIR RAIL SEE PAINT SCHEDULE FOR COLOR DENOTED ON PLAN BY: - - - - -
P3	PRIMER (1 COAT): SHERWIN WILLIAMS PREMIUM WALL AND WOOD INTERIOR LATEX PRIMER B28W08111 PAINT (2 COATS); SHERWIN WILLIAMS PRO INDUSTRIAL ALKYD ENAMEL B54-150 SERIES TANSY GREEN #SW6424 SEMI-GLOSS	PAINT ON BEADBOARD	BBC	BEAD BOARD BASIS OF DESIGN: MARLITE PLANK & PANEL WITH BLUESKY ADVANCED FINISHING 1001-BG2 PAINTABLE WHITE, CLASS 'B' RATING P3 PAINT	BEAD BOARD SEE PAINT SCHEDULE FOR COLOR DENOTED ON PLAN BY: - - - - -
P4	PRIMER (1 COAT): SHERWIN WILLIAMS PREMIUM WALL AND WOOD INTERIOR LATEX PRIMER B28W08111 PAINT (2 COATS); SHERWIN WILLIAMS PRO INDUSTRIAL ALKYD ENAMEL B54-150 SERIES EXTRA WHITE #SW7006 GLOSS	PAINT ON WOOD TRIM, CROWN, PRIVATE DINING ROOM WAINSCOAT, CHAIR RAIL	CM	CROWN MOLDING BASIS OF DESIGN: ALEXANDRIA Moulding 1-1/8" X 6-1/4" PRIMED MDF CROWN Moulding P4 PAINT	CROWN MOLDING - DINING SEE PAINT SCHEDULE FOR COLOR
PSA	PRIMER (1 COAT): SHERWIN WILLIAMS PROMAR 200 LATEX PRIMER PAINT (2 COATS); SHERWIN WILLIAMS PRO INDUSTRIAL HIGH PERFORMANCE ACRYLICS B66W00661 SATIN ANTIQUE RED #SW7587 EGGSHELL	PAINT ON POINT-OF-SALE BACK WALL	TR1	CASING BASIS OF DESIGN: ALEXANDRIA Moulding WM444 - 3-1/2" X 1 1/16" P-6 PAINT	CASING AT PASS WINDOW, INTERIOR WINDOW
PSB	PRIMER (1 COAT): SHERWIN WILLIAMS PREMIUM WALL AND WOOD INTERIOR LATEX PRIMER B28W08111 PAINT (2 COATS); SHERWIN WILLIAMS PRO INDUSTRIAL ALKYD ENAMEL B54-150 SERIES SATIN ANTIQUE RED #SW7587 EGGSHELL	STEEL COLUMN	RB1	4" HIGH COVED VINYL BASE SHAW INC. LC500 RUBBER WALL BASE TYPE TP - BLACK	ALL LOCATIONS WHERE RB IS CALLED FOR EXCEPT DINING ROOM
P6	PRIMER (1 COAT): SHERWIN WILLIAMS PREMIUM WALL AND WOOD INTERIOR LATEX PRIMER B28W08111 PAINT (2 COATS); SHERWIN WILLIAMS PRO INDUSTRIAL ALKYD ENAMEL B54-150 SERIES BLACK OF NIGHT #SW6993 SEMI-GLOSS	PAINT ON RESTROOM DOORS, KITCHEN DOOR, DOOR FRAMES, TRIM AROUND PASS THRU, EXTERIOR DOORS, SHUTTERS AT INTERIOR WINDOW	RB2	4-1/2" HIGH COVER VINYL BASE SHAW - ANGLE PROFILE 149VS 4-1/2" CONTEMPORARY - BLACK	DINING ROOM
P7	PRIMER (1 COAT): SHERWIN WILLIAMS PROMAR 200 LATEX PRIMER PAINT (2 COATS); SHERWIN WILLIAMS PRO INDUSTRIAL HIGH PERFORMANCE ACRYLICS B66W00661 SHAGREEN #SW6422 EGGSHELL	MEN'S AND WOMEN'S RESTROOM WALLS	QTB	6" X 6" BULLNOSE QUARRY TILE BASE AMERICAN OLEAN, SHADOW GRAY. USE INSIDE AND OUTSIDE CORNER PIECES AS REQUIRED	KITCHEN LOCATION
P8	PRIMER (1 COAT): SHERWIN WILLIAMS PROMAR 200 LATEX PRIMER PAINT (2 COATS); SHERWIN WILLIAMS TANSY GREEN #SW6424 FLAT	UNDERSIDE OF GYP. BD. CLOUD AT DINING	EB	INTEGRAL EPOXY FLOORING COVE BASE WITH CONTINUOUS METAL Moulding AT COPE OF 6" COVE	KITCHEN LOCATION
FLOOR FINISHES					
LVT	LUXURY VINYL TILE (LVT) FLOORING: SHAW "UNCOMMON GROUND" 0187V/02540 TELLURIDE 4"				
CT1	CARPET TILE: SHAW TANGLE TILE 5T018 QUARTER TURN DARE #18505				
QT1	QUARRY TILE FLOORING: AMERICAN OLEAN, SHADOW GRAY N46, 6"X6" GROUT: LATICRETE PERMACOLOR SELECT, SLATE GRAY				
TS1	VINYL TRANSITION STRIP BETWEEN LVT AND CARPET TILE JOHNSONITE C-ADAPTER CTA 1/2" BLACK				
TS2	METAL TRANSITION STRIP BETWEEN TILE AND VVT. SCHLUTER RENO-V				



FOR ALL FLOORING CONTACT:
ASHLEY WILLIAMS - HENRY TILE CO.
ASHLEY@HENRYTILE.COM 334.874.8991



1 Finishes Plan
1/4" = 1'-0"

INTERIOR FINISH RATINGS		
REQUIREMENTS PER TABLE 803.11 - INTERIOR WALL AND CEILING SPRINKLERED SPACE A-2 OCCUPANCY		
EXIT PASSAGEWAY	CORRIDORS	ROOMS AND ENCLOSED SPACES
PROVIDED		
EXIST PASSAGEWAY	CORRIDORS	ROOMS AND ENCLOSED SPACES
'MARLITE' PLANK PANEL CLASS B	'MARLITE' PLANK PANEL CLASS 'B'	'MARLITE' PLANK PANEL CLASS 'B'
TYPE 'X' GYP. BD. CLASS A	TYPE 'X' GYP. BD. CLASS A	TYPE 'X' GYP. BD. CLASS A
CEILING		
ACT 1 OLYMPIA MICRO CLASS A	ACT 1 OLYMPIA MICRO CLASS A	ACT 1 OLYMPIA MICRO CLASS A
ACT 2 USG SHEETROCK CLASS A	ACT 2 USG SHEETROCK CLASS A	ACT 2 USG SHEETROCK CLASS A
FLOORING - SECTION 804		
CARPET TILE - SHAW TANGLE - CLASS 1	LUXURY VINYL TILE - SHAW UNCOMMON GROUND CLASS 1	QUARRY TILE - AMERICAN OLEAN CLASS 1

FINISH SCHEDULE						
ROOM NO.	ROOM NAME	FLOORING	BASE	WALLS	CEILING	COMMENTS
01	Dining	LVT / CT1	RB2	PAINT / BBC	ACT 1 / GYP	Refer to Elevations for Wall Finish Designations
02	Point of Sale	LVT	RB1	PAINT	GYP	Refer to Elevations for Wall Finish Designations
03	Front Kitchen	QT1	QTB	FRP	ACT 2	Floor to ceiling FRP, all walls at kitchen
04	Back Kitchen	QT1	QTB	FRP	ACT 2	Floor to ceiling FRP, all walls at kitchen
05	Office	LVT	RB1	FRP	ACT 2	Floor to ceiling FRP, all walls
06	Cooler	--	--	--	--	
07	Men	LVT	RB1	P7	ACT 2	
08	Women	LVT	RB1	P7	ACT 2	
09	Passage	LVT	RB2	PAINT / BBC	ACT 1	Refer to Elevations for Wall Finish Designations
11	Storage					

No.	Revision	Date

Client:
J. Hudson Sandefur
Project Location:
200 Paul Huff Pkwy NW
Cleveland, Tennessee
37312

DATE: July 19, 2019
DRAWING TITLE: Finishes Plan
PROJECT NUMBER: 31-19
FILE NUMBER: 31-19 CSC Cleveland.rvt
SHEET of
DRAWING NUMBER
A2.4