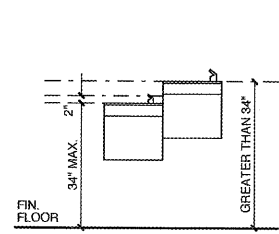


TOILET ACCESSORY SCHEDULE					
MARK	ITEM	MOUNT	MARK	ITEM	MOUNT
A	SURFACE-MOUNTED MULTI-ROLL TOILET TISSUE DISPENSER (B-4288)	28" MIN. 48" MAX. A.F.S.	F	RECESSED FOLDED PAPER TOWEL DISP. AND WASTE RECEPTACLE (B-43944)	RE. ELEV.
B	AUTOMATIC HANDS FREE LIQUID SOAP DISPENSER (AJW U135 EA)	42" MAX. A.F.S.	J	WELDED FRAME MIRROR (B-2908-1830)	RE. ELEV.
C	36" HORIZONTAL GRAB BAR (B-6806.99 X 36)	33"-36" A.F.S.	K	WELDED FRAME MIRROR (B-2908-1860)	RE. ELEV.
D	42" HORIZONTAL GRAB BAR (B-6806.99 X 42)	33"-36" A.F.S.	L	NOT USED	48" A.F.S.
E	18" VERTICAL GRAB BAR (B-6806.99 X 18)	RE. ELEV.	M	NOT USED	60"-72" A.F.S.
F	NOT USED	25"-30" A.F.S.	N	RECESSED FOLDED PAPER TOWEL DISP. AND WASTE RECEPTACLE (B-4386)	RE. ELEV.
G	NOT USED	25"-30" A.F.S.			

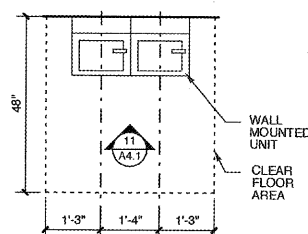
MANUFACTURER: BOBRICK WASHROOM EQUIPMENT U.N.O. OR APPROVED EQUAL-SEE SPECIFICATION FINISH: SATIN STAINLESS STEEL

JANITORIAL DISPENSERS PROVIDED BY OWNER, INSTALLED BY GC ACCORDING TO DRAWINGS.

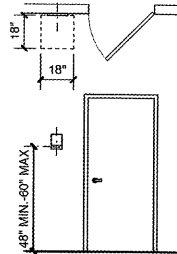
NOTE: GC TO INSTALL BLOCKING FOR ALL TOILET ACCESSORIES AND TOILET PARTITIONS AS REQ'D



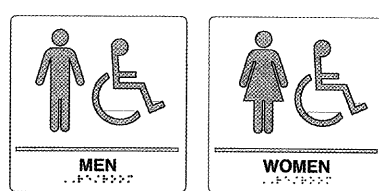
11 HC DF ELEVATION
SCALE: 1/2" = 1'-0"



10 HC DF PLAN
SCALE: 1/2" = 1'-0"

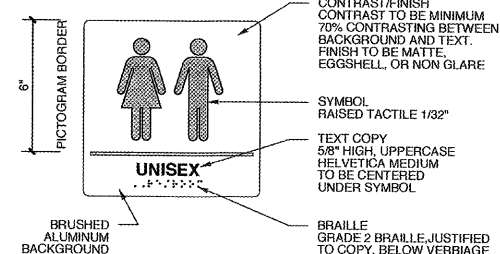


9 SIGNAGE PLACEMENT
SCALE: 1/4" = 1'-0"



8 SPECIFIC SIGNAGE REQUIRED
SCALE: 3" = 1'-0"

7 TYP. SIGNAGE
SCALE: 3" = 1'-0"



CONTRAST/FINISH
CONTRAST TO BE MINIMUM
70% CONTRASTING BETWEEN
BACKGROUND AND TEXT.
FINISH TO BE MATTE,
EGGSHELL, OR NON GLARE

SYMBOL TACTILE 1/32"

TEXT COPY
5/8" HIGH, UPPERCASE
HELVETICA MEDIUM
TO BE CENTERED
UNDER SYMBOL

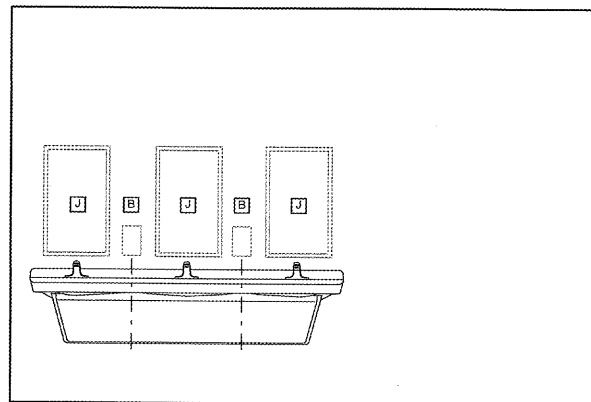
BRUSHED ALUMINUM
BACKGROUND
W/ BLACK

BRILLE
GRADE 2 BRILLE, JUSTIFIED
TO COPY, BELOW VERBIAGE

**WEEKS
TURNER
ARCHITECTURE**

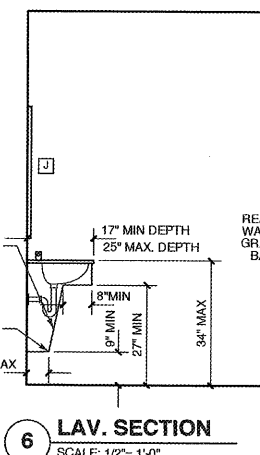
WEEKS TURNER ARCHITECTURE, PA
3305-109 Durham Drive
Raleigh, North Carolina 27603
919.779.9797
www.weeksturner.com

BNK
BASS, NIXON &
KENNEDY, INC.
CONSULTING ENGINEERS
6310 Chapel Hill Road
Suite 250
Raleigh, NC 27607
919.851.4422 919.851.8988 fax
Cert. No.'s NCBELS (C-0110)
NCBOLA (C-0267)

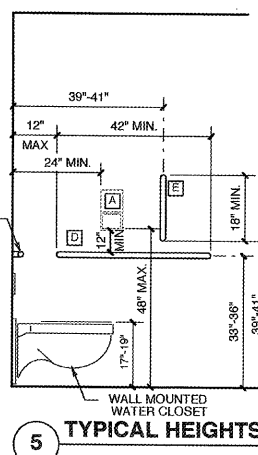


4 ELEV. - ROOM 102
SCALE: 1/2" = 1'-0"

NOTES
FOR FOUNDATION AND FRAMING
INFORMATION-SEE STRUCTURAL
FOR FINISH INFORMATION SEE
FINISH SCHEDULE

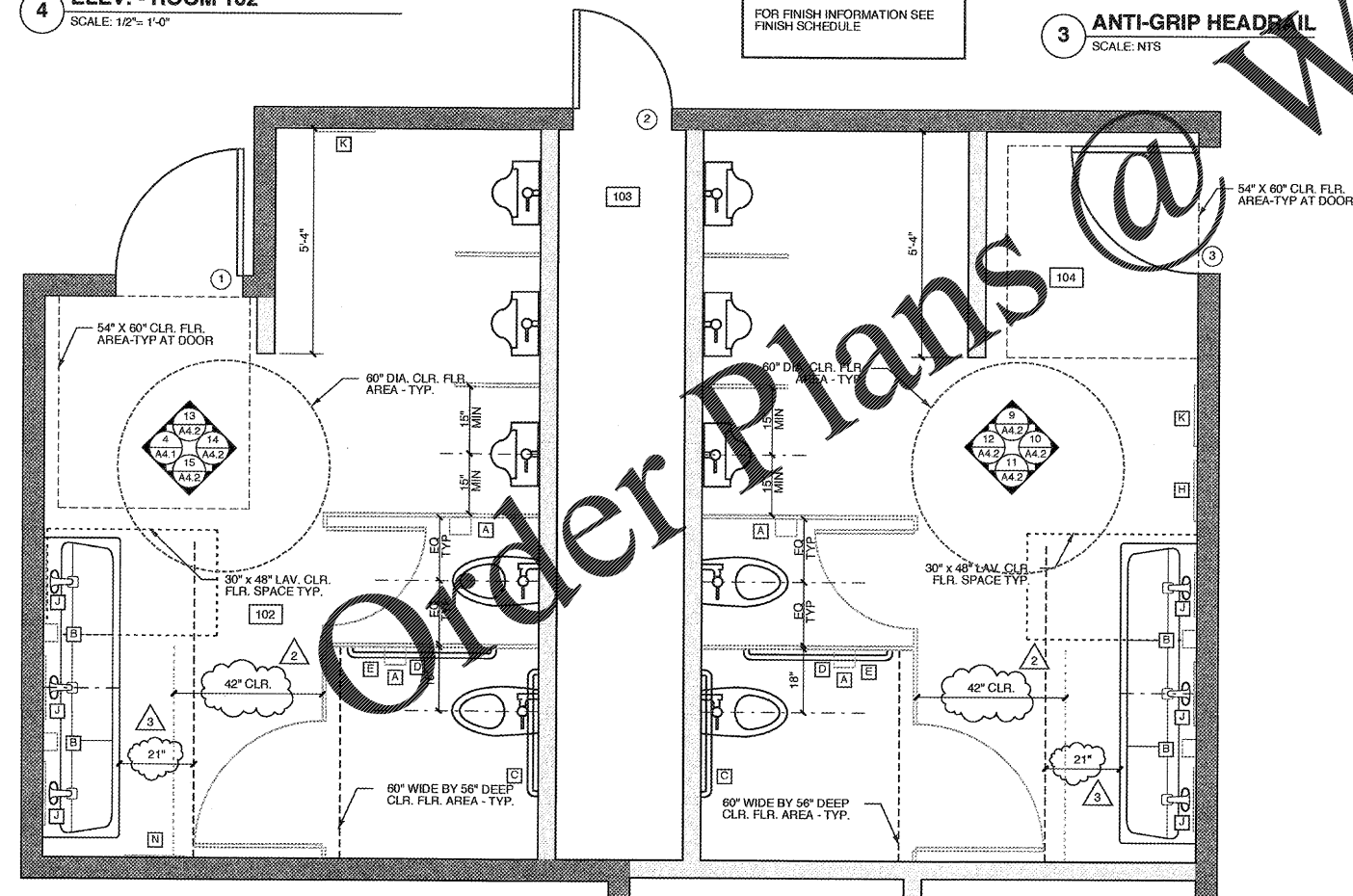


6 LAV. SECTION
SCALE: 1/2" = 1'-0"

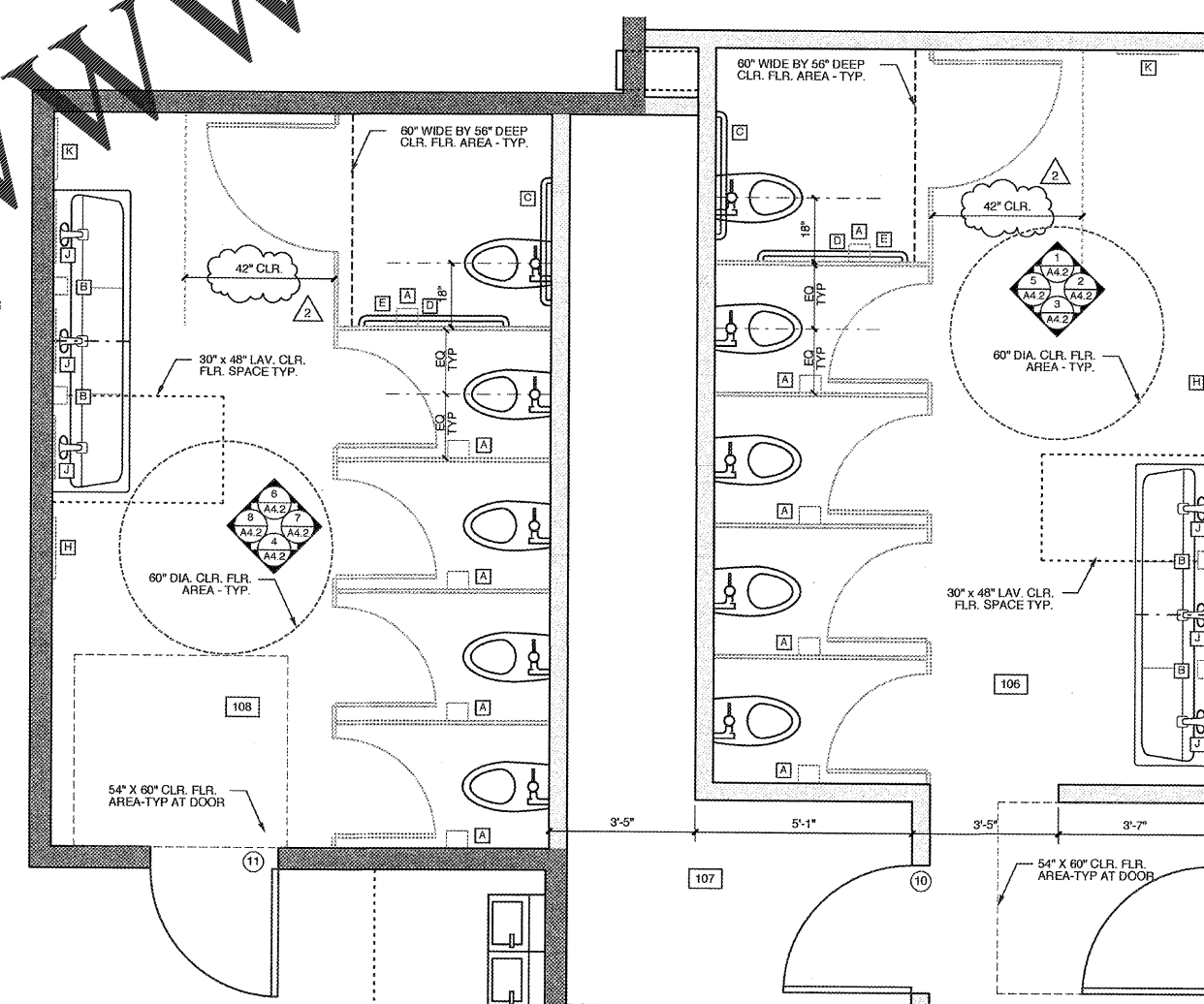


5 TYPICAL HEIGHTS
SCALE: 1/2" = 1'-0"

3 ANTI-GRIP HEADRIL
SCALE: NTS



2 ENLARGED RESTROOMS
SCALE: 1/2" = 1'-0"



1 ENLARGED RESTROOMS
SCALE: 1/2" = 1'-0"

**FOR PERMIT
PROCESS ONLY**

PROJECT TITLE
**SUGG FARM
PICNIC SHELTER**
2401 GRIGSBY AVE.
HOLLY SPRINGS, NORTH CAROLINA

PROJECT NO.
1732

DRAWING TITLE
DETAILS

SHEET 6 OF 7

A4.1

PLOT DATE 4/8/19
REVISION 11/27/18
3 4/2/19 2 12/19/18

This original sheet is 24" x 36"; other dimensions indicate it has been altered.
All information on this sheet is the property of Weeks Turner Architecture and may not be duplicated in whole or in part without written authorization from Weeks Turner Architecture. 2008 ©