

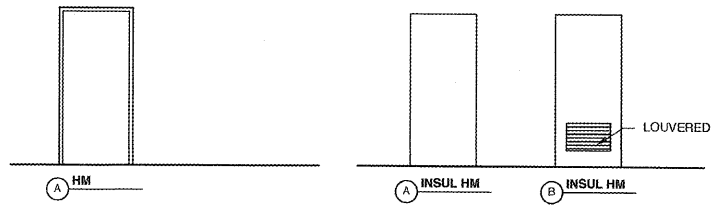
4 EXTERIOR DOOR  
SCALE: 1 1/2" = 1'-0"

MARK	ROOM NAME	FLOOR	BASE	WALL			WAINSCOT	CEILING		REMARKS / NOTES
				N	E	S		W	MATERIAL	
101	SHELTER	CONCRETE	FIBER CMT.	PTD	---	---	---	STD WD	---	---
102	MEN 1	TILE	TILE	FRP	---	---	---	PTD DW	---	---
103	CHASE	CONCRETE	FIBER CMT.	FRP	---	---	---	---	---	---
104	MEN 2	TILE	TILE	FRP	---	---	---	PTD DW	---	---
105	CATERING KITCHEN	TILE	TILE	FRP	---	---	---	WASH. ACC CLG	---	---
106	WOMEN 2	TILE	TILE	FRP	---	---	---	PTD DW	---	---
107	CHASE	CONCRETE	FIBER CMT.	FRP	---	---	---	---	---	---
108	WOMEN 1	TILE	TILE	FRP	---	---	---	PTD DW	---	---
109	FAMILY RESTROOM	TILE	TILE	FROP	---	---	---	PTD DW	---	---
110	STORAGE	CONCRETE	FIBER CMT.	PTD DW	---	---	---	---	---	---

MARK	SIZE	DOOR		FRAME		HW SET NO.	REMARKS
		MAT'L	TYPE	MAT'L	TYPE		
1	3'-0" x 7'-0" x 1-3/4"	INSUL HM	B	HM	A	1	---
2	3'-0" x 7'-0" x 1-3/4"	INSUL HM	A	HM	A	1	---
3	3'-0" x 7'-0" x 1-3/4"	INSUL HM	B	HM	A	2	---
4	3'-0" x 7'-0" x 1-3/4"	INSUL HM	A	HM	A	3	---
5	3'-0" x 7'-0" x 1-3/4"	INSUL HM	A	HM	A	3	---
6	3'-0" x 7'-0" x 1-3/4"	INSUL HM	A	HM	A	1	---
7	3'-0" x 7'-0" x 1-3/4"	INSUL HM	A	HM	A	1	---
8	3'-0" x 7'-0" x 1-3/4"	INSUL HM	B	HM	A	3	---
9	3'-0" x 7'-0" x 1-3/4"	INSUL HM	B	HM	A	1	---
10	3'-0" x 7'-0" x 1-3/4"	INSUL HM	A	HM	A	3	---
11	3'-0" x 7'-0" x 1-3/4"	INSUL HM	B	HM	A	1	---

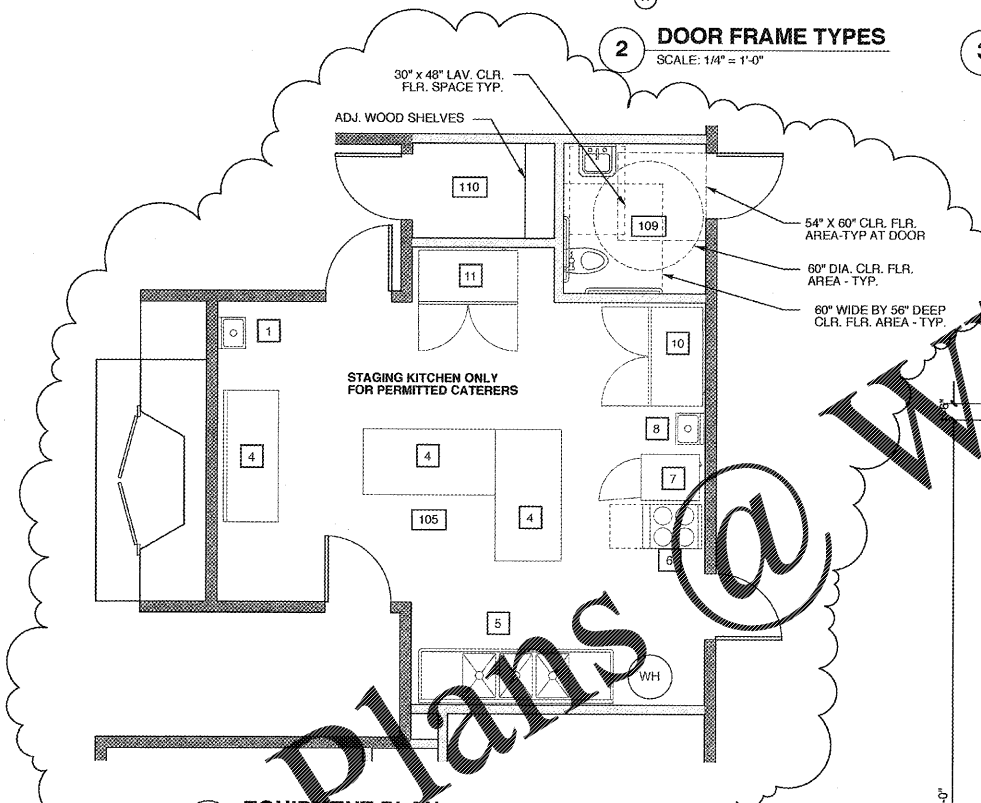
**NOTES:**  
 - VERIFY HARDWARE WITH OWNER  
 - COORDINATE KEYING OF HARDWARE WITH OWNER

**HARDWARE SETS**  
 1. PUSH PULL W/ PLATE, SS KICK PLATE, KEYPED BOTH SIDES, DEAD LOCK, CLOSER  
 2. ADA CUP PULL, DEAD LOCK, KEYPED BOTH SIDES, SS KICK PLATE  
 3. LOCKSET, SS KICK PLATE



2 DOOR FRAME TYPES  
SCALE: 1/4" = 1'-0"

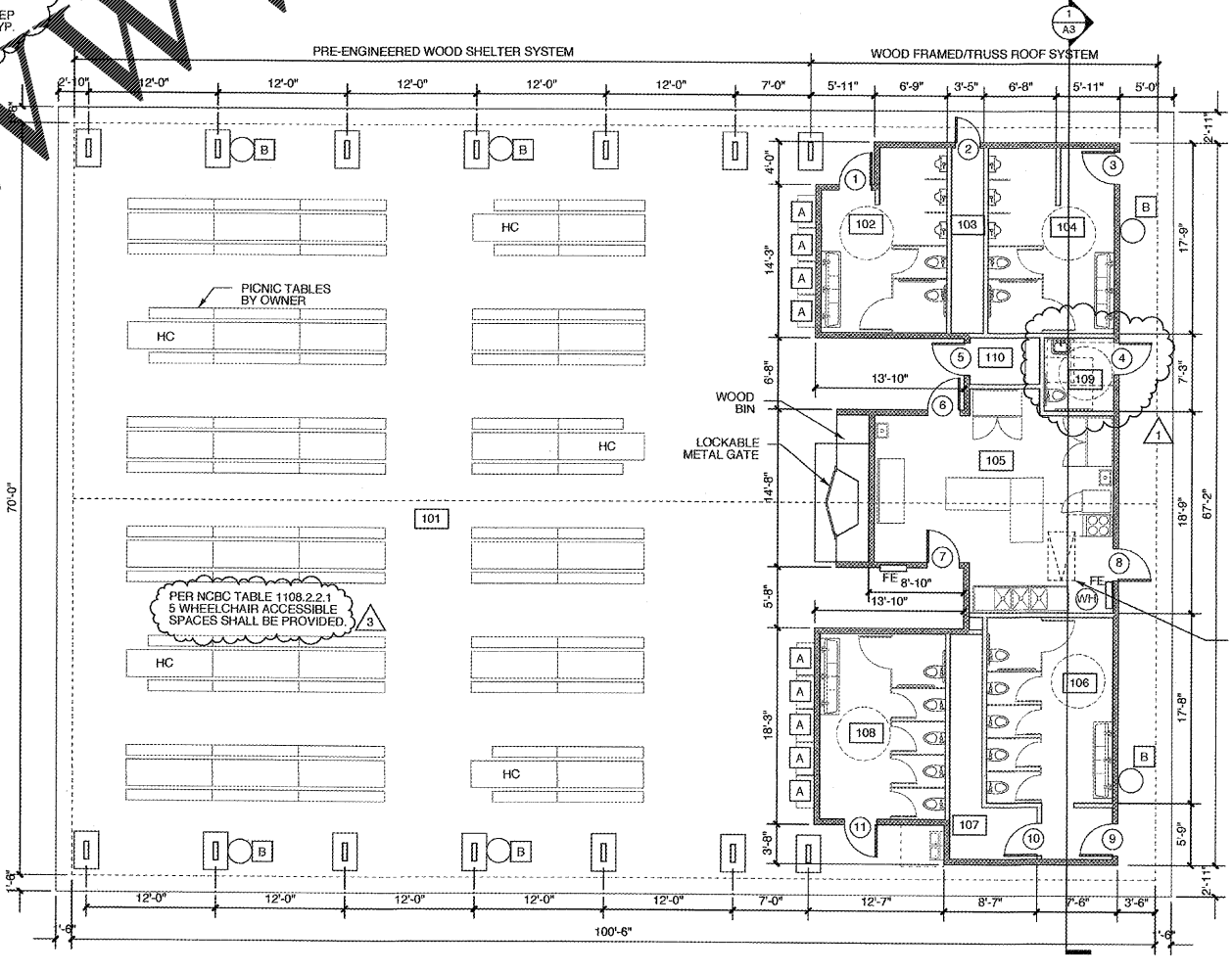
3 DOOR TYPES  
SCALE: 1/4" = 1'-0"



5 EQUIPMENT PLAN  
SCALE: 1/4" = 1'-0"

MK.	QTY.	DESCRIPTION	MANUFACTURER : MODEL	COMMENTS
1	1	HAND SINK	SERV-WARE MODEL NO. HS15S-CWP	FAUCET: T&S BRASS MODEL NO. B-0231-EE
2	1	...	---	---
3	1	(NOT USED)	---	---
4	3	STAINLESS STEEL TABLE	JOHN BOOS MODEL NO. ST6-3672SSK-X	---
5	1	3 COMPARTMENT SINK	SERV-WARE MODEL NO. 3CWPH18242-24	FAUCET: T&S BRASS MODEL NO. B-0231-EE
6	1	4 BURNER RANGE	BY OWNER	---
7	1	HEATED WARMING CABINET	METRO MODEL NO. C519-HFC-4	---
8	1	HAND SINK	SERV-WARE MODEL NO. HS15S-CWP	FAUCET: T&S BRASS MODEL NO. B-0231-EE
9	1	deleted	---	---
10	1	FREEZER	TURBO AIR MODEL NO. M39F47-2	---
11	1	REFRIGERATOR	TURBO AIR MODEL NO. M39F47-2	---

**NOTE:**  
 ALL EQUIPMENT BRAND NAMES, SPECIFIC HARDWARE AND CONNECTION DETAILS SHALL BE VERIFIED WITH THE EQUIPMENT DEALER AND OWNER PRIOR TO BIDDING, PURCHASE OR INSTALLATION. GENERAL CONTRACTOR SHALL FIELD VERIFY ALL DIMENSIONS PRIOR TO EQUIPMENT ROUGH-IN.  
 ALL KITCHEN EQUIPMENT PROVIDED BY OWNER. INFORMATION PROVIDED FOR COORDINATION.  
 STAGING KITCHEN ONLY FOR PERMITTED CATERERS



1 FLOOR PLAN  
SCALE: 1/8" = 1'-0"



**WEEKS TURNER ARCHITECTURE**

WEEKS TURNER ARCHITECTURE, PA  
 3305-109 Durham Drive  
 Raleigh, North Carolina 27603  
 919.779.9797  
 www.weeksturner.com

**BNK**  
**BASS, NIXON & KENNEDY, INC.**  
 CONSULTING ENGINEERS  
 6310 Chapel Hill Road  
 Suite 250  
 Raleigh, NC 27607  
 919.851.4422 919.851.8968 fax  
 Cert. No.'s NCBELS (C-0110)  
 NCBOLA (C-0267)



PROJECT TITLE  
**SUGG FARM PICNIC SHELTER**  
 2401 GRIGSBY AVE.  
 HOLLY SPRINGS, NORTH CAROLINA

PROJECT NO.  
**1732**  
 DRAWING TITLE  
**FLOOR PLAN**

SHEET 3 OF 7

**AI**

PLOT DATE 4/8/19  
 REVISION 4/8/19

This original sheet is 24" x 30"; other dimensions indicate it has been altered.  
 All information on this sheet is the property of Weeks Turner Architecture and may not be duplicated in whole or in part without written authorization from Weeks Turner Architecture, 2008 ©