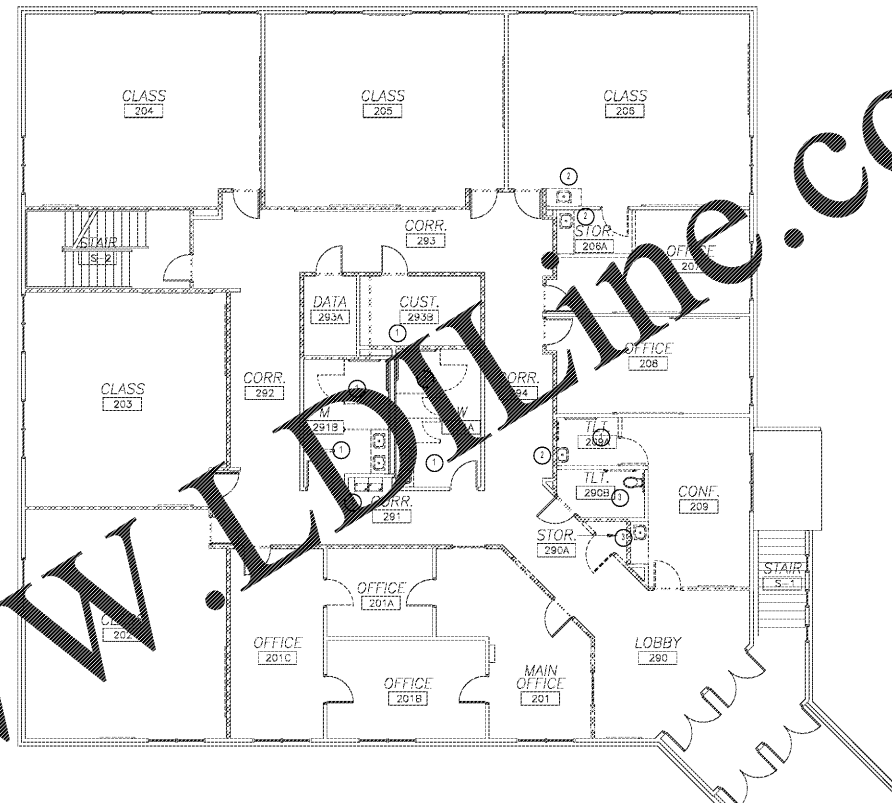


UPPER LEVEL FLOOR PLUMBING DEMO PLAN
SCALE: 1/8" = 1'-0"


- KEYED DEMO NOTES**
APPLIES TO THIS DRAWING ONLY
ALL ITEMS THAT ARE REMOVED ARE TO BE OFFERED TO THE OWNER. IF NOT WANTED, DISPOSE OF ALL REMOVED ITEMS.
- 1 REMOVE PLUMBING FIXTURE AND PREP FOR NEW FIXTURE INSTALLATION.
 - 2 REMOVE PLUMBING FIXTURE, REMOVE SUPPLY LINES BACK TO MAIN AND CAP. REMOVE WASTE AND VENT BACK TO MAIN AND CAP. IF CAPPED WASTEWATER COULD HOLD WATER, REMOVE CONNECTION FITTING AND INSTALL COUPLING.
 - 3 REMOVE PLUMBING FIXTURE, PREP FOR NEW FIXTURE LOCATION IN CLOSE PROXIMITY. SEE NEW PLAN FOR NEW FIXTURES.



LOWER LEVEL FLOOR PLUMBING DEMO PLAN
SCALE: 1/8" = 1'-0"

Order Plans @

WWW.IDIOnline.com




222 cloister court
chapel hill, nc 27514
919.401.8586
www.cra-ae.com



Reece, Noland & McElrath, Inc.
94 Main Street
Canton, North Carolina 27116
www.rnm.com



Renovation of
920 Corporate Drive
Orange County Schools
920 Corporate Drive
Hillsborough, North Carolina



no.	revisions

The user of these plans and specifications shall be responsible for verifying the accuracy of the information provided. The user shall be responsible for obtaining all necessary permits and approvals. The user shall be responsible for obtaining all necessary approvals from the appropriate authorities. The user shall be responsible for obtaining all necessary approvals from the appropriate authorities. The user shall be responsible for obtaining all necessary approvals from the appropriate authorities.

drawn JP checked SK

PLUMBING DEMO PLAN

sheet

P1.1

project no. 2019016.00

date 7.22.19