


Renovation of 920 Corporate Drive 920 Corporate Drive Orange County Board of Education Hillsborough, North Carolina



222 cloister court
chapel hill, nc 27514
919.401.8586
www.cra-ae.com

CRA Associates, Inc.



222 Cloister Court, Chapel Hill, NC 27514 (919) 401-8586

Architects and Civil Engineers

RNM Consulting Engineers, Inc.

94 Main Street, Canton, NC 28716 (828) 492-0677

Plumbing, Mechanical & Electrical Engineers



Construction Document Bid Set

July 22, 2019

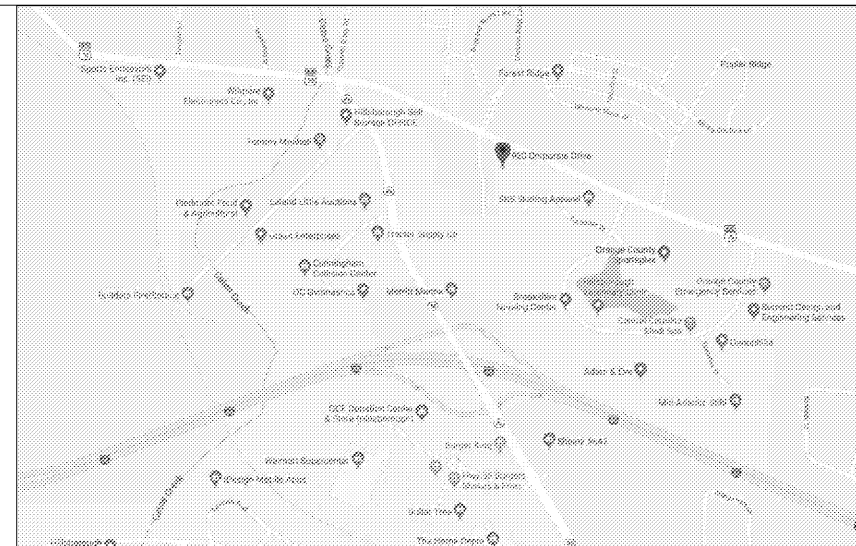
GENERAL NOTES

- THE CONTRACT DOCUMENTS INCLUDE THE WORKING DRAWINGS, ADDENDA, MODIFICATIONS, THE CONDITIONS OF THE CONSTRUCTION CONTRACT, AND SPECIFICATIONS.
- THE WORK WILL CONFORM WITH THE REQUIREMENTS OF ALL AGENCIES HAVING JURISDICTION.
- OWNER: ORANGE COUNTY BOARD OF EDUCATION
- "SIMILAR" MEANS COMPATIBLE CHARACTERISTICS FOR CONDITIONS NOTED. CONTRACTOR TO VERIFY DIMENSIONS AND ORIENTATION.
- "TYPICAL" MEANS IDENTICAL FOR CONDITIONS NOTED.
- DIMENSIONS ARE NOT ADJUSTABLE WITHOUT APPROVAL OF ARCHITECT UNLESS NOTED OTHERWISE.
- CONTRACTOR TO COORDINATE WORK SCHEDULE WITH OWNER. A PROPOSED STAGING PLAN IS DENOTED ON THE CIVIL DRAWINGS. THE FINAL STAGING PLAN FOR MATERIAL STORAGE AND JOBSITE TRAILER TO BE DETERMINED DURING PRE-CONSTRUCTION MEETING.
- CUT AND FIT COMPONENTS FOR ALTERATIONS OF EXISTING WORK AND INSTALLATION OF NEW WORK. PATCH DISTURBED AREAS TO MATCH ADJACENT MATERIALS AND FINISHES.
- COORDINATE AND PROVIDE BLOCKING/BACKING IN PARTITIONS BEHIND ALL WALL-MOUNTED ITEMS. ALL CONCEALED WOOD TO BE FIRE-TREATED.
- MAKE ALL NECESSARY PROVISIONS FOR ITEMS TO BE FURNISHED OR INSTALLED BY OWNER. PROVIDE PROTECTION FOR THESE PROVISIONS UNTIL COMPLETION OF THE PROJECT. GENERAL CONTRACTOR TO COORDINATE ALL ITEMS WITH APPROPRIATE TRADES.
- GENERAL CONTRACTOR SHALL VERIFY THAT NO CONFLICTS EXIST IN LOCATIONS OF ANY AND ALL MECHANICAL, TELEPHONE/DATA, ELECTRICAL, FIRE PROTECTION AND PLUMBING EQUIPMENT (TO INCLUDE ALL PIPING, DUCTWORK AND CONDUIT) AND THAT ALL REQUIRED CLEARANCES FOR INSTALLATION AND MAINTENANCE OF ABOVE EQUIPMENT ARE PROVIDED. ELEMENTS TO BE EXPOSED OR CONCEALED SHALL BE DETERMINED AND REVIEWED WITH ARCHITECT IN THE FIELD PRIOR TO CONSTRUCTION PROCEEDINGS.
- GENERAL CONTRACTOR IS RESPONSIBLE FOR AND SHALL PROVIDE PROTECTION OF EXISTING CONSTRUCTION. ANY DAMAGE TO EXISTING AREAS CAUSED BY THE GENERAL CONTRACTOR OR HIS SUBCONTRACTORS SHALL BE REPAIRED BY THE GENERAL CONTRACTOR. THE REPAIRS ARE NOT PART OF THIS PROJECT OR CONTRACT AND WILL BE THE RESPONSIBILITY OF THE GENERAL CONTRACTOR.
- SAFETY OF ALL PARTIES PRESENT ON THE WEBSITE IS THE CONTRACTOR'S RESPONSIBILITY.
- EXERCISE EXTREME CARE AND PRECAUTION DURING CONSTRUCTION OF THE WORK TO MINIMIZE DISTURBANCES TO ADJACENT STRUCTURES AND THEIR OCCUPANTS, PROPERTY, PUBLIC THOROUGHFARE, ETC. CONTRACTOR SHALL TAKE PRECAUTIONS AND BE RESPONSIBLE FOR THE SAFETY OF ALL OCCUPANTS FROM CONSTRUCTION PROCEDURES.
- FIRE PROTECTION FACILITIES, INCLUDING ACCESS, MUST BE MAINTAINED DURING DEMOLITION AND CONSTRUCTION.
- IN THE EVENT OF CONFLICT ON DRAWINGS AND/OR SPECIFICATIONS, CONTRACTOR SHALL PROVIDE THE MOST COSTLY OPTION IN HIS BID.
- CONTRACTORS SHALL VISIT JOBSITE PRIOR TO CONSTRUCTION IN ORDER TO VERIFY ALL DIMENSIONS AND CONDITIONS PRIOR TO BEGINNING WORK. SHOULD THE CONTRACTOR AT ANY TIME DISCOVER AN ERROR IN A DRAWING OR SPECIFICATION, OR A DISCREPANCY OR VARIATIONS BETWEEN DIMENSIONS OR DRAWINGS, AND MEASUREMENT AT SITE, OR LACK OF DIMENSIONS OR OTHER INFORMATION, HE SHALL NOT PROCEED WITH THE AFFECTED WORK UNTIL CLARIFICATION HAS BEEN MADE.
- DIMENSIONS TAKE PRECEDENCE OVER SCALE. DISCREPANCIES TO BE NOTED AND VERIFIED WITH ARCHITECT.
- COORDINATE DEMOLITION OF EXISTING EQUIPMENT WITH MECHANICAL, ELECTRICAL, PLUMBING CONTRACTORS.
- THE CONTRACTOR SHALL SHUT OFF, DISCONNECT AND CAP OR SEAL UTILITIES AFFECTED BEFORE STARTING DEMOLITION WORK. THE NATURE OF UTILITY COMPANIES' POLICIES MAY REQUIRE THAT THE OWNER REQUEST THE UTILITY COMPANY TO SHUT OFF UTILITIES. CONTRACTOR TO INFORM OWNER OF SUCH REQUIREMENTS.
- THE CONTRACTOR SHALL PROVIDE FOR TEMPORARY UTILITIES AS DEEMED NECESSARY BY THE OWNER IF NORMAL UTILITY SERVICE TO THE FACILITY IS INTERRUPTED.
- DEMOLISHED MATERIALS SHALL BECOME THE CONTRACTOR'S PROPERTY AND SHALL BE REMOVED FROM THE SITE WITH FURTHER DISPOSITION AT THE CONTRACTOR'S OPTION, UNLESS NOTED OTHERWISE IN DIVISION 2 OF THE PROJECT MANUAL.
- DEMOLITION OPERATIONS AND REMOVAL OF DEBRIS SHALL BE CONDUCTED TO INSURE PROTECTION OF EXISTING MATERIALS OR PROPERTY TO REMAIN.
- CONTRACTOR IS RESPONSIBLE FOR REPAIRING TO ORIGINAL CONDITION ANY REMAINING MATERIALS OR FIXTURES THAT ARE DAMAGED BY DEMOLITION ACTIVITIES.
- CLEAN-UP OF DEBRIS SHALL BE DONE ON A DAILY BASIS.
- CONTRACTOR TO PATCH/REPAIR/PREP ALL SURFACES AS REQ'D TO ACCEPT NEW FINISH.
- G.C. SHALL BE RESPONSIBLE FOR ANY EQUIPMENT TO BE REMOVED, STORED AND REINSTALLED.
- ONLY NEW ITEMS OF RECENT MANUFACTURE, OF BUILDING STANDARD QUALITY, FREE FROM DEFECTS WILL BE PERMITTED ON THE WORK. REJECTED ITEMS SHALL BE REMOVED IMMEDIATELY FROM THE WORK AND BE REPLACED WITH ITEMS OF THE QUALITY SPECIFIED. FAILURE TO REMOVE REJECTED ITEMS AND EQUIPMENT SHALL NOT RELIEVE THE CONTRACTOR FROM THE RESPONSIBILITY FOR QUALITY AND CHARACTER OF ITEMS USED NOR FROM ANY OTHER OBLIGATION IMPOSED ON HIM BY THE CONTRACT.
- THE FINISHED WORK SHALL BE FIRM, WELL ANCHORED, IN TRUE ALIGNMENT, PLUMB, LEVEL WITH SMOOTH, CLEAN, UNIFORM APPEARANCE; WITHOUT WAVES, DISTORTIONS, HOLES, MARKS, CRACKS, STAINS OR DISCOLORING. JOINTS SHALL BE CLOSE FITTING, NEAT AND WELL SCRIBED. THE FINISH WORK SHALL HAVE NO EXPOSED, UNSIGHTLY ANCHORS OR FASTENERS AND SHALL NOT PRESENT HAZARDS OR UNSAFE CORNERS. ALL WORK SHALL HAVE THE PROVISIONS FOR EXPANSION, CONTRACTION, AND SHRINKAGE AS NECESSARY TO PREVENT CRACKS, BUCKLING, AND WARPING DUE TO TEMPERATURE AND HUMIDITY CONDITIONS.


LIST OF DRAWINGS

- | | | |
|----------------------|------------------------------------------|----------------------------------------------------|
| A0.0 | Cover Sheet | MECHANICAL |
| A0.1 | Code Information Sheet | M0.1 Mechanical Summary and Schedules |
| A0.2 | Life Safety Plans | M0.2 Mechanical Details |
| A0.3 | Accessibility Diagrams Sheet A | M0.3 Duct Cleaning Specifications |
| A0.4 | Accessibility Diagrams Sheet B | M0.4 U. L. Details |
| CIVIL | | |
| C1.0 | Existing Conditions Plan | M1.1 Lower Level Mechanical Demolition Plan |
| C2.0 | Proposed Site Plan | M1.2 Upper Level Mechanical Demolition Plan |
| ARCHITECTURAL | | |
| A1.0 | Partition and Door Schedules and Details | M1.3 Attic Floor Mechanical Demolition Plan |
| A1.1 | Renovation and Demolition Plans | M2.1 Lower Level Mechanical Plan |
| A1.2 | Renovation and Demolition Ceiling Plans | M2.2 Upper Level Mechanical Plan |
| A1.3 | Finish Schedule and Finish Plans | M2.3 Attic Floor Mechanical Plan |
| PLUMBING | | |
| P1.1 | Plumbing Demolition Plans | ELECTRICAL |
| P2.1 | Plumbing Renovation Plans | E101 Electrical Symbols, Notes and Specifications |
| | | E201 Electrical Upper/Lower Level Demolition Plans |
| | | E202 Attic Level Electrical Demo Plan |
| | | E301 Electrical Upper/Lower Ltg/Recept/Power Plans |
| | | E302 Attic Level Electrical Plan |
| | | E401 Electrical Details |
| | | E402 Electrical Details |

LOCATOR MAP



Renovation of
920 Corporate Drive
Orange County Schools
920 Corporate Drive
Hillsborough, North Carolina



no. revisions

The use of these plans and specifications shall be restricted to the original site for which they were prepared and maintained. They are not to be used for any other project, modification, or addition to any site without the prior written consent of the architect. If the use of these plans and specifications is to be for any other project, the architect shall be notified and the architect's prior written consent shall be obtained.

drawn checked

Cover Sheet

sheet

A0.0

project no. 1905

date 7/22/19