



- KEY NOTES**
- EXTERIOR DOOR TRANSITION; RE: HARDWARE SCHEDULE, SHT. A600
  - 1/8" CLEAR ANODIZED ALUM. DIVIDER STRIP
  - PRE-FABRICATED MOP SINK LOCATION; PROVIDE CONTINUOUS WATER PROOF SEALANT AT EDGES
  - PROVIDE CONT. WATERPROOF MEMBRANE (LATICRETE HYDRO BAN DS 663.0-0509) BELOW FLOOR FINISH 4'-0" FROM ADJACENT WALL AS SHOWN HATCHED; RUN MEMBRANE UP WALL ABOVE CURB & BELOW FRP/STAINLESS STEEL WALL FINISH TO 1'-6" A.F.F.
  - TILE INTERIOR RESTROOM WALLS; RE: RESTROOM ELEVATIONS, SHT. A462
  - START OF DINING TILE LAYOUT
  - START OF KITCHEN TILE LAYOUT
  - LEVEL 5 GYP. BD. FINISH ON WALLS ABOVE WAINSCOT PRIOR TO APPLYING WALL GRAPHIC
  - NON-SLIP BROOM FINISH CONC. CURB & SIDEWALK W/ JOINTS; SLOPE 1/4" AWAY FROM BLDG. SEE CALL FOR FINAL DIMENSIONS & ADA COMPLIANT DESIGN
  - LANDSCAPING PER CIVIL DRAWINGS
  - NOT USED
  - INSULATED COOLER/FREEZER FLOOR; EQUIPMENT VENDOR.
  - NOT USED



- GENERAL NOTES**
- NOT USED.
  - SEE A003 FOR FINISHES.
  - SEE A003 FOR EQUIPMENT, EQUIPMENT LOCATIONS AND SCHEDULE.
  - REFER TO INTERIOR ELEVATIONS FOR ADDITIONAL WALL INFORMATION.

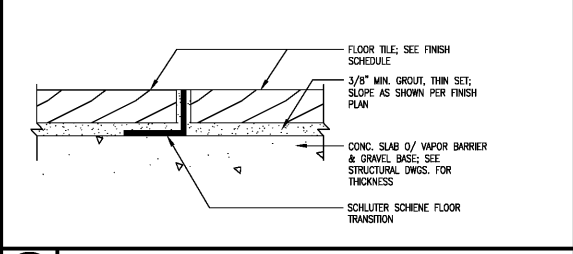
JOB NO. LI908

**NORWOOD ARCHITECTS**

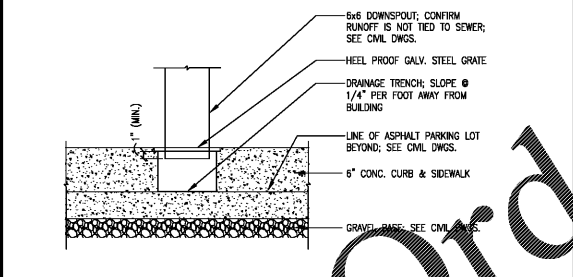
807 FOREST ST. N.W.  
 ATLANTA, GEORGIA 30318  
 PH. 678-921-0302 FAX. 678-921-0301 WWW.NORWOODARCHITECTS.COM

**INTERIOR FINISH LEGEND**  
 SEE SHEET A003 FOR SCHEDULE

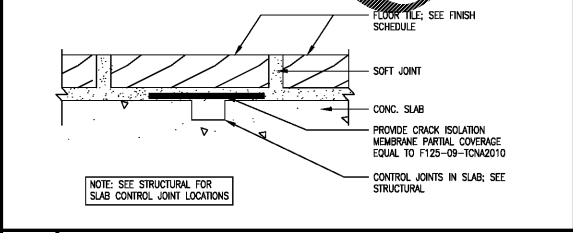
**1 FINISH FLOOR PLAN**  
 SCALE: 1/4"=1'-0"



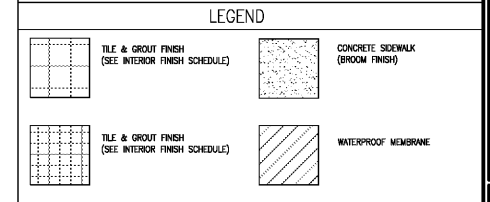
**2 DETAIL @ TILE JOINT**  
 SCALE: 1:4



**3 SIDEWALK GRATE (WHEN APPLICABLE)**  
 SCALE: 1:4



**4 DETAIL @ SLAB CONTROL JOINT**  
 SCALE: 1:4



NO.	ISSUE DATE
	PERMIT SET 07/05/2019

DRAWING NUMBER

**A101**

FINISH FLOOR PLAN