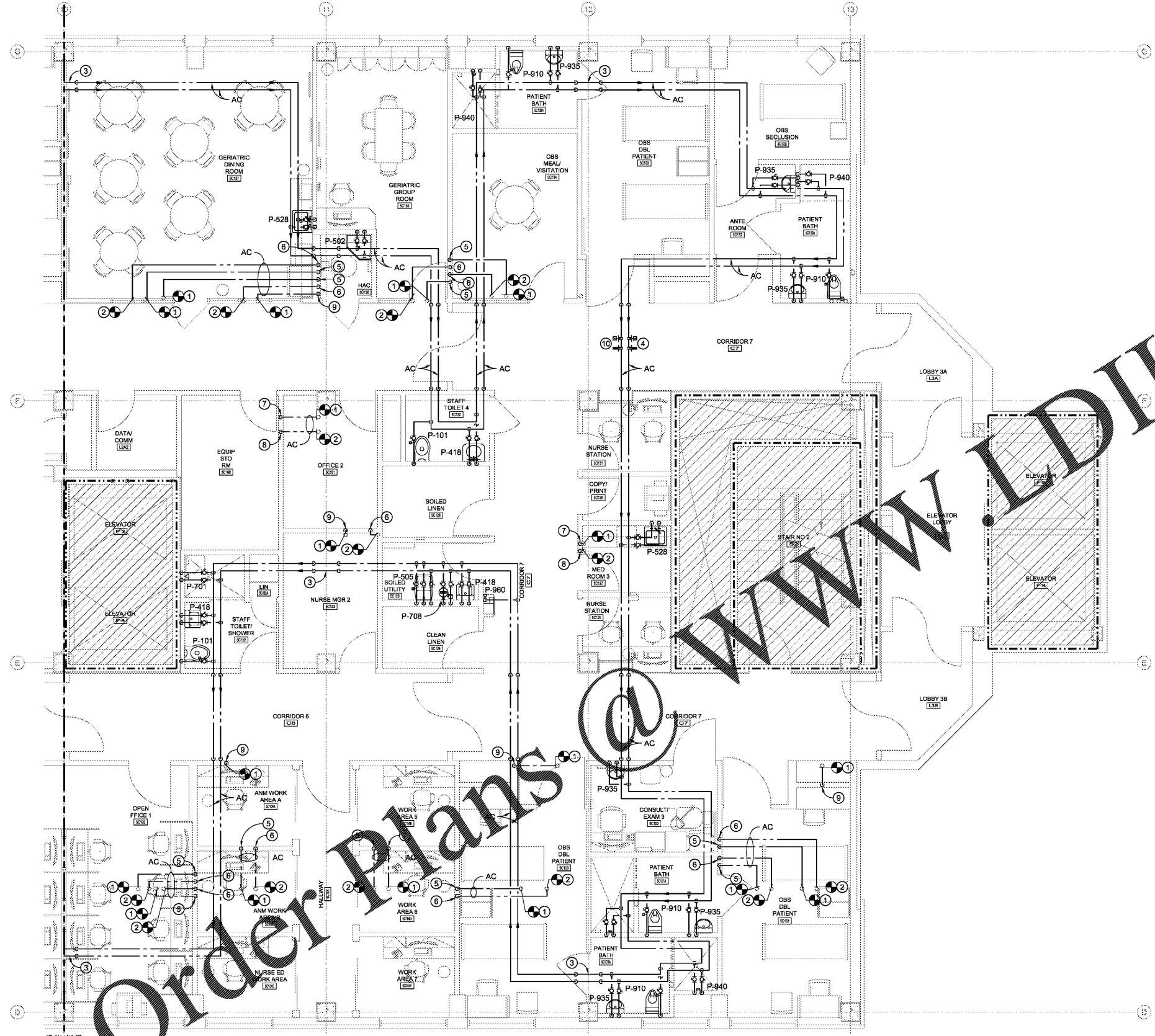


**GENERAL NOTES**

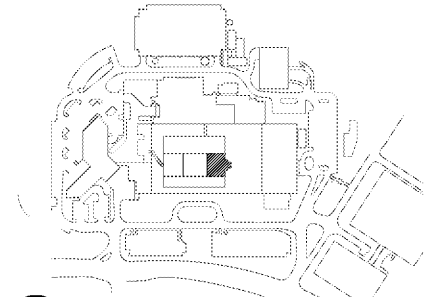
- A. ALL DOMESTIC WATER PIPING SHALL BE INSULATED, IN CEILING, INTERSTITIAL SPACES, AND IN WALLS. DOMESTIC COLD WATER INSULATION SHALL BE VAPOR RETARDER (VAPOR BARRIER).
- B. COORDINATE PIPE ROUTING WITH DUCT ROUTING, EQUIPMENT LOCATIONS, ELECTRICAL INSTALLATIONS, AND BUILDING STRUCTURAL MEMBERS. OFFSET PIPING WHERE REQUIRED TO AVOID CONFLICTS. AVOID PENETRATING ANY MAIN STRUCTURAL BEAM. NOTIFY COR AND ARCHITECT OF ANY CONFLICTS.
- C. CONTRACTOR SHALL REMOVE AND REPAIR PORTIONS OF FLOORS, CEILINGS AND/OR SLABS AFFECTED BY PLUMBING MODIFICATIONS. REPAIR SURFACES TO MATCH EXISTING UNLESS OTHERWISE NOTED ON ARCHITECTURAL DRAWINGS.
- D. SEE ARCHITECTURAL PLANS FOR WALL RATINGS.

**KEY NOTES**

- 1. CONNECT NEW DOMESTIC COLD WATER SUPPLY PIPING TO EXISTING DOMESTIC COLD WATER SUPPLY PIPING ABOVE 5TH FLOOR CEILING AT APPROXIMATE LOCATION INDICATED.
- 2. CONNECT NEW DOMESTIC HOT WATER SUPPLY PIPING TO EXISTING DOMESTIC HOT WATER SUPPLY PIPING ABOVE 5TH FLOOR CEILING AT APPROXIMATE LOCATION INDICATED.
- 3. DOMESTIC WATER PIPING OFFSET UNDER BEAM.
- 4. PROVIDE AND INSTALL ANALOG THERMOMETER, TEMPERATURE SENSOR IN THERMOWELL AND A PETE'S PLUG DOMESTIC HOT WATER SUPPLY PIPING AT APPROXIMATE LOCATION INDICATED. SENSORS SHALL BE CONNECTED TO THE BUILDING CONTROLS SYSTEM, COORDINATE WITH THE CONTROLS CONTRACTOR.
- 5. 1" DCWS-DN.
- 6. 1" DHWS-DN.
- 7. 1-1/4" DCWS-DN.
- 8. 1-1/4" DHWS-DN.
- 9. 2" DCWS-DN.
- 10. PROVIDE AND INSTALL ANALOG THERMOMETER, TEMPERATURE SENSOR IN THERMOWELL AND A PETE'S PLUG DOMESTIC COLD WATER SUPPLY PIPING AT APPROXIMATE LOCATION INDICATED. SENSORS SHALL BE CONNECTED TO THE BUILDING CONTROLS SYSTEM, COORDINATE WITH THE CONTROLS CONTRACTOR.



**FIFTH FLOOR DOMESTIC WATER DISTRIBUTION PLAN NORTH**  
SCALE: 1/4" = 1'-0"




**KEY PLAN**  
SCALE: NONE

PP105  
MATCHLINE  
PP106

Revisions:	Date:

**CONSULTANT**  
  
**CLARKNEXSEN**  
  
440 Martin Luther King Jr. Blvd  
Macon, GA 31201  
478.743.8415 Fax: 478.743.8239  
www.clarknexsen.com

**ARCHITECT/ENGINEER OF RECORD**  
  
**TOLAND MIZELL MOLNAR**  
  
990 MEANS STREET NW  
STE. 200  
ATLANTA, GA 30318



**Office of Construction and Facilities Management**  
  
VA U.S. Department of Veterans Affairs

Drawing Title  
**FIFTH FLOOR DOMESTIC WATER DISTRIBUTION PLAN NORTH**  
  
Approved: Project Director

Phase  
**FINAL SUBMITTAL**  
  
**FULLY SPRINKLERED**

Project Title  
**RENOVATE GERIATRIC-MED-PSYCH INPATIENT 5TH FLOOR**  
  
Location  
**Atlanta VA Medical Center - Atlanta, Ga.**  
  
Issue Date  
**06-07-2019**  
  
Checked  
**GTK**  
  
Drawn  
**DLB**

Project Number  
**508-17-101**  
  
Building Number  
**Bldg C: Main Tower**  
  
Drawing Number  
**PP106**

I:\PROJECTS\2008\240-TMM-VA-ATLANTA-RENOVATE GERIATRIC MED-PSYCH\240-TMM-VA-ATLANTA-RENOVATE GERIATRIC MED-PSYCH\PP106.DWG