

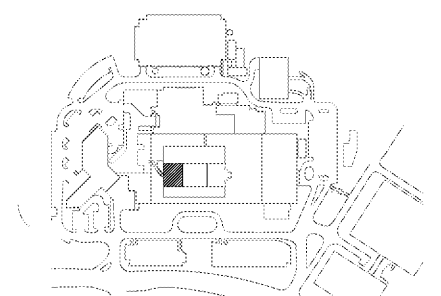
Order Plans @ www.widline.com

GENERAL NOTES

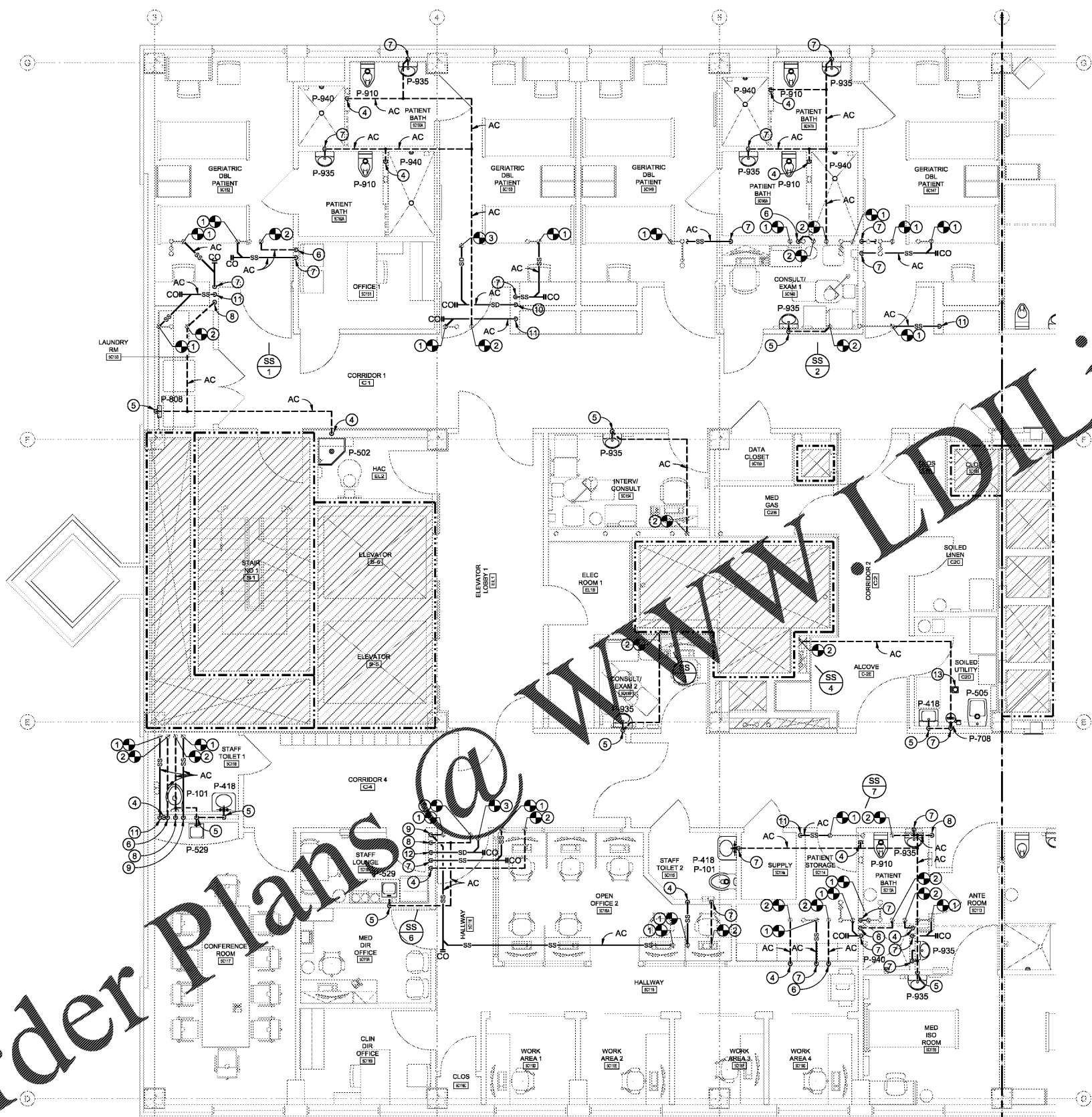
- A. COORDINATE PIPE ROUTING WITH DUCT ROUTING, EQUIPMENT LOCATIONS, ELECTRICAL INSTALLATIONS, AND BUILDING STRUCTURAL MEMBERS. OFFSET PIPING WHERE REQUIRED TO AVOID CONFLICTS. AVOID PENETRATING ANY MAIN STRUCTURAL BEAM. NOTIFY COR AND ARCHITECT OF ANY CONFLICTS.
- B. CONTRACTOR SHALL REMOVE AND REPAIR PORTIONS OF FLOORS, CEILINGS AND/OR SLABS AFFECTED BY PLUMBING MODIFICATIONS. REPAIR SURFACES TO MATCH EXISTING UNLESS NOTED OTHERWISE ON ARCHITECTURAL DRAWINGS.
- C. CONTRACTOR SHALL INSPECT AND ROD OUT EXISTING SANITARY WASTE AND/OR SEWER PIPING BEFORE MAKING ANY NEW CONNECTIONS. CONTRACTOR SHALL NOTIFY OWNER AND COR OF ALL SANITARY SEWER WHICH IS NOT SCHEDULED AND REQUIRE REPLACEMENT.
- D. PRIOR TO PERFORMING ANY PLUMBING WORK OR PURCHASING ANY MATERIALS VERIFY EXACT LOCATION, FINISHING, AND PIPE SIZES, ETC. OF ALL EXISTING SANITARY SEWER, VENT, AND STORM DRAINAGE PIPING.
- E. PROVIDE CLEANOUT(S) AS REQUIRED BY INTERNATIONAL PLUMBING CODE, LOCAL CODE, AND/OR WHERE HORIZONTAL SANITARY SEWER PIPING CHANGES DIRECTION OVER 45°.
- F. NEW 2" SANITARY SEWER PIPING SHALL BE SLOPED A MINIMUM TWO PERCENT, ONE-QUARTER INCH PER FOOT. NEW 3" AND 4" SANITARY SEWER PIPING SHALL BE SLOPED A MINIMUM ONE PERCENT, ONE-EIGHTH INCH PER FOOT.
- G. ALL HORIZONTAL STORM DRAINAGE PIPING SHALL BE INSULATED.
- H. SEE ARCHITECTURAL PLANS FOR WALL RATINGS.

KEY NOTES

- 1. CONNECT NEW SANITARY SEWER PIPING TO EXISTING SANITARY SEWER PIPING ABOVE 5TH FLOOR CEILING AT APPROXIMATE LOCATION INDICATED.
- 2. CONNECT NEW VENT PIPING TO EXISTING VENT PIPING ABOVE 5TH FLOOR CEILING AT APPROXIMATE LOCATION INDICATED.
- 3. CONNECT NEW STORM DRAINAGE PIPING TO EXISTING STORM DRAINAGE PIPING ABOVE 5TH FLOOR CEILING AT APPROXIMATE LOCATION INDICATED.
- 4. 2"V-DN.
- 5. 2"SS-DN.
- 6. 3"V-DN.
- 7. 3"SS-DN.
- 8. 4"V-DN.
- 9. 4"SS-DN.
- 10. 4"SD-DN.
- 11. 6"SS-DN.
- 12. 6"SD-DN.
- 13. PROVIDE AND INSTALL 3" FLOOR DRAIN TYPE C/D WITH TRAP PRIMER CONNECTION AND CHEMICALLY RESISTANT ELASTOMER FLOOR DRAIN TRAP SEAL PROTECTION DEVICE.



KEY PLAN
SCALE: NONE




FIFTH FLOOR WASTE, DRAIN, AND VENT PIPING PLAN SOUTH
SCALE: 1/4" = 1'-0"

Revisions:	Date:

CONSULTANT
CLARKNEXSEN
440 Martin Luther King Jr. Blvd
Macon, GA 31201
478.743.8415 Fax: 478.743.8239
www.clarknexsen.com

ARCHITECT/ENGINEER OF RECORD
TOLAND MIZELL MOLNAR
590 MEANS STREET NW
STE. 200
ATLANTA, GA 30316



Office of Construction and Facilities Management
VA U.S. Department of Veterans Affairs

Drawing Title
FIFTH FLOOR WASTE, DRAIN, AND VENT PIPING PLAN SOUTH
Approved: Project Director

Phase
FINAL SUBMITTAL
FULLY SPRINKLERED

Project Title RENOVATE GERIATRIC-MED-PSYCH INPATIENT 5TH FLOOR	Project Number 508-17-101
Location Atlanta VA Medical Center - Atlanta, Ga.	Building Number Bldg C: Main Tower
Issue Date 06-07-2019	Checked GTK
Drawn DLB	Drawing Number PL104

PROJECTS/0202/02/01-TM-V.A. ATLANTA RENOVATE GERIATRIC-MED-PSYCH PL 104.DWG