

Order Plans @

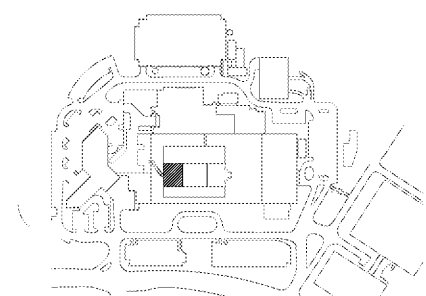
WWW.LDLINE.COM

**GENERAL NOTES**

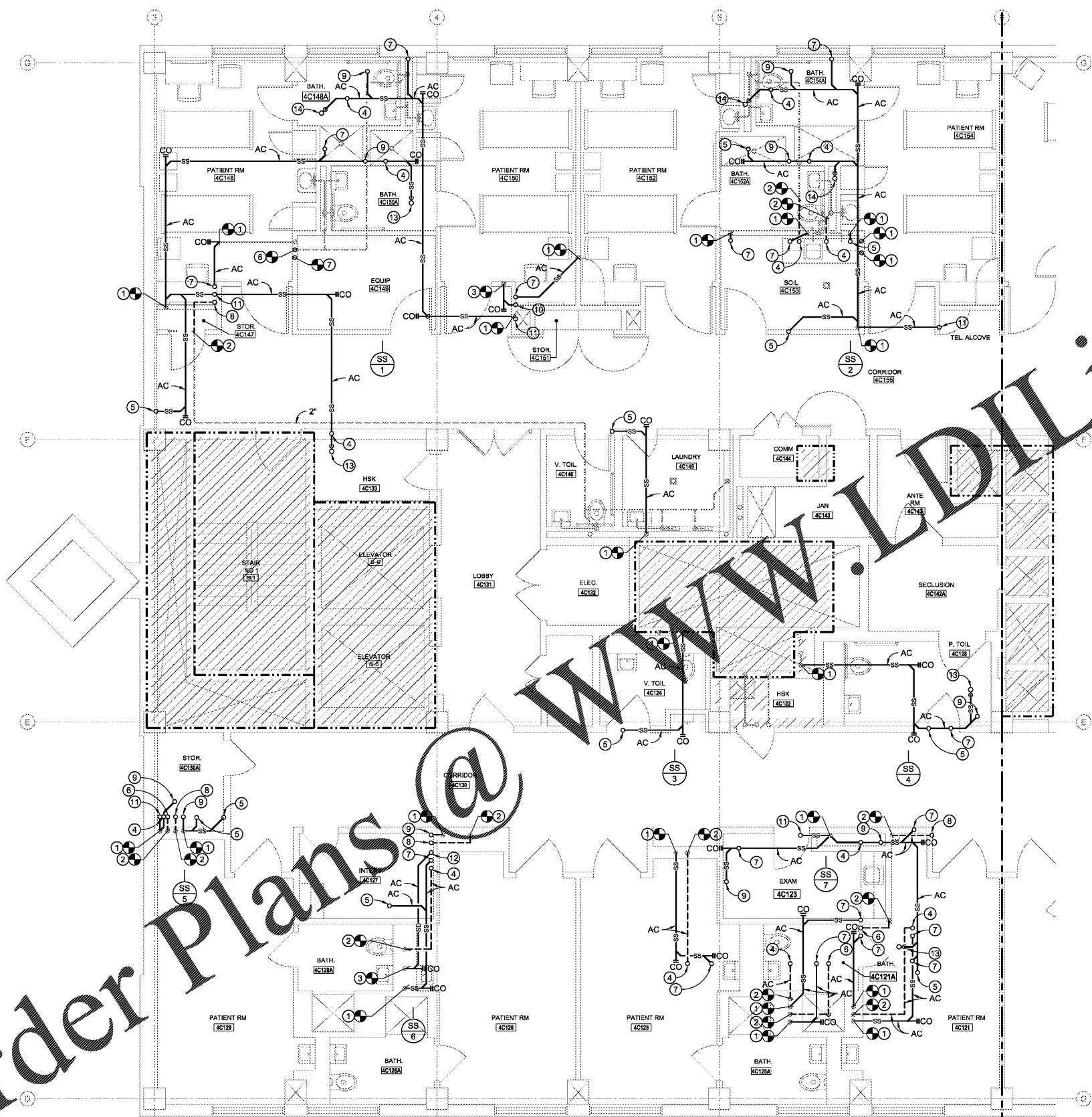
- A. COORDINATE PIPE ROUTING WITH DUCT ROUTING, EQUIPMENT LOCATIONS, ELECTRICAL INSTALLATIONS, AND BUILDING STRUCTURAL MEMBERS. OFFSET PIPING WHERE REQUIRED TO AVOID CONFLICTS. AVOID PENETRATING ANY MAIN STRUCTURAL BEAM. NOTIFY COR AND ARCHITECT OF ANY CONFLICTS.
- B. CONTRACTOR SHALL REMOVE AND REPAIR PORTIONS OF FLOORS, CEILINGS AND/OR SLABS AFFECTED BY PLUMBING MODIFICATIONS. REPAIR SURFACES TO MATCH EXISTING UNLESS NOTED OTHERWISE ON ARCHITECTURAL DRAWINGS.
- C. CONTRACTOR SHALL INSPECT AND ROD OUT EXISTING SANITARY WASTE AND/OR SEWER PIPING BEFORE MAKING ANY NEW CONNECTIONS. CONTRACTOR SHALL NOTIFY OWNER AND COR OF ALL SANITARY SEWER WHICH IS NOT SCHEDULED AND REQUIRE REPLACEMENT.
- D. PRIOR TO PERFORMING ANY PLUMBING WORK OR PURCHASING ANY MATERIALS VERIFY EXACT LOCATION, FINISHING, AND PIPE SIZES, ETC. OF ALL EXISTING SANITARY SEWER, VENT, AND STORM DRAINAGE PIPING.
- E. PROVIDE CLEANOUT(S) AS REQUIRED BY INTERNATIONAL PLUMBING CODE, LOCAL CODE, AND/OR WHERE HORIZONTAL SANITARY SEWER PIPING CHANGES DIRECTION OVER 45°.
- F. NEW 2" SANITARY SEWER PIPING SHALL BE SLOPED A MINIMUM TWO PERCENT, ONE-QUARTER INCH PER FOOT. NEW 3" AND 4" SANITARY SEWER PIPING SHALL BE SLOPED A MINIMUM ONE PERCENT, ONE-EIGHTH INCH PER FOOT.
- G. ALL HORIZONTAL STORM DRAINAGE PIPING SHALL BE INSULATED.
- H. SEE ARCHITECTURAL PLANS FOR WALL RATINGS.

**KEY NOTES**

- 1. CONNECT NEW SANITARY SEWER PIPING ABOVE 4TH FLOOR CEILING AT APPROXIMATE LOCATION INDICATED.
- 2. CONNECT NEW VENT PIPING TO EXISTING VENT PIPING ABOVE 4TH FLOOR CEILING AT APPROXIMATE LOCATION INDICATED.
- 3. CONNECT NEW STORM DRAINAGE PIPING TO EXISTING STORM DRAINAGE PIPING ABOVE 4TH FLOOR CEILING AT APPROXIMATE LOCATION INDICATED.
- 4. 2"V-UP.
- 5. 2"SS-UP.
- 6. 3"V-UP.
- 7. 3"SS-UP.
- 8. 4"V-UP.
- 9. 4"SS-UP.
- 10. 4"SD-UP.
- 11. 6"SS-UP.
- 12. 6"SD-UP.
- 13. 3"SS TRAP AND 3"SS-UP.
- 14. 2"SS-TRAP AND 2"SS-UP.



**KEY PLAN**  
SCALE: NONE




**FOURTH FLOOR WASTE, DRAIN, AND VENT PIPING PLAN SOUTH**  
SCALE: 1/4" = 1'-0"

Revisions:	Date:

**CONSULTANT**  
  
**CLARKNEXSEN**  
  
440 Martin Luther King Jr. Blvd  
Macon, GA 31201  
478.743.8415 Fax: 478.743.8239  
www.clarknexsen.com

**ARCHITECT/ENGINEER OF RECORD**  
  
**TOLAND MIZELL MOLNAR**  
  
590 MEANS STREET NW  
STE. 200  
ATLANTA, GA 30316



**Office of Construction and Facilities Management**  
  
VA U.S. Department of Veterans Affairs

**Drawing Title**  
FOURTH FLOOR WASTE, DRAIN, AND VENT PIPING PLAN SOUTH  
  
**Approved:** Project Director

**Phase**  
FINAL SUBMITTAL  
  
FULLY SPRINKLERED

**Project Title**  
RENOVATE GERIATRIC-MED-PSYCH INPATIENT 5TH FLOOR  
  
**Location**  
Atlanta VA Medical Center - Atlanta, Ga.

**Project Number**  
508-17-101  
**Building Number**  
Bldg C: Main Tower  
**Drawing Number**  
PL101

<b>Issue Date</b> 06-07-2019	<b>Checked</b> GTK	<b>Drawn</b> DLB
---------------------------------	-----------------------	---------------------

PROJECTS/2020/240-1-TM VA ATLANTA RENOVATE GERIATRIC MED/240-1-TM VA ATLANTA RENOVATE GERIATRIC MED/SHEETS/PL101.DWG